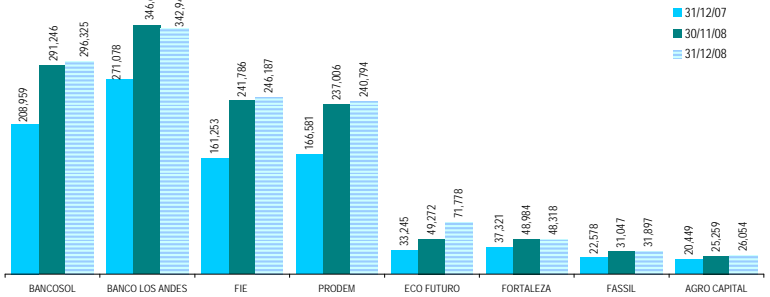


EVOLUCION POR ENTIDAD (CIFRAS EN MILES DE DOLARES)

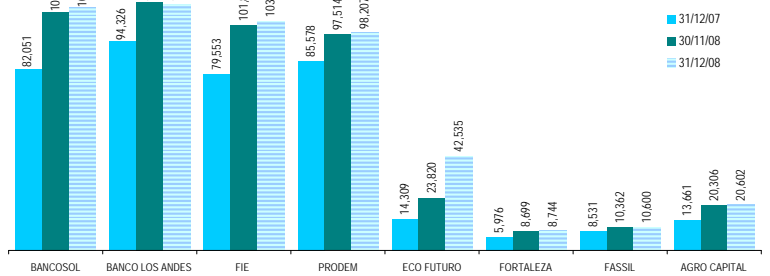
ENTIDAD	CARTERA BRUTA			VARIACION MES		VARIACION Dic07-Dic08	
	31/12/07	30/11/08	31/12/08	MONTO	%	MONTO	%
BANCOSOL	208,959	291,246	296,325	5,079	1.7%	87,366	41.8%
BANCO LOS ANDES	271,078	346,677	342,948	-3,729	-1.1%	71,871	26.5%
FIE	161,253	241,786	246,187	4,401	1.8%	84,934	52.7%
PRODEM	166,581	237,006	240,794	3,788	1.6%	74,213	44.6%
ECO FUTURO	33,245	49,272	71,778	22,506	45.7%	38,532	115.9%
FORTALEZA	37,321	48,984	48,318	-666	-1.4%	10,996	29.5%
FASSIL	22,578	31,047	31,897	850	2.7%	9,319	41.3%
AGRO CAPITAL	20,449	25,259	26,054	795	3.1%	5,605	27.4%
TOTAL ASOFIN	921,465	1,271,277	1,304,301	33,024	2.6%	382,836	41.5%
BANCOS (1)	2,724,094	3,084,594	3,094,449	9,855	0.3%	370,355	13.6%
COOP.ABIERTAS	283,817	315,045	316,787	1,741	0.6%	32,970	11.6%
MUTUALES	278,124	264,622	264,243	-380	-0.1%	-13,881	-5.0%

CARTERA BRUTA (MILES DE \$US)



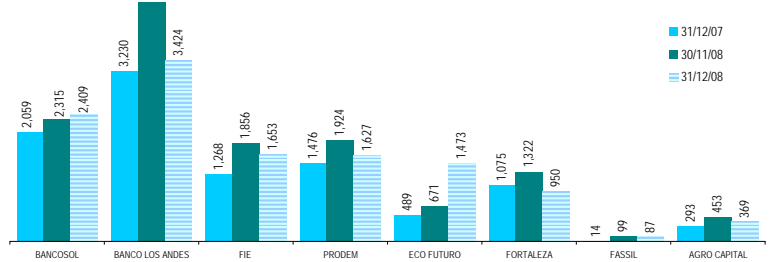
ENTIDAD	N° DE CLIENTES DE CREDITO			VARIACION MES		VARIACION Dic07-Dic08	
	31/12/07	30/11/08	31/12/08	N°	%	N°	%
BANCOSOL	82,051	107,790	109,763	1,973	1.8%	27,712	33.8%
BANCO LOS ANDES	94,326	111,986	111,022	-964	-0.9%	16,696	17.7%
FIE	79,553	101,870	103,584	1,714	1.7%	24,031	30.2%
PRODEM	85,578	97,514	98,207	693	0.7%	12,629	14.8%
ECO FUTURO	14,309	23,820	42,535	18,715	78.6%	28,226	197.3%
FORTALEZA	5,976	8,699	8,744	45	0.5%	2,768	46.3%
FASSIL	8,531	10,362	10,600	238	2.3%	2,069	24.3%
AGRO CAPITAL	13,661	20,306	20,602	296	1.5%	6,941	50.8%
TOTAL ASOFIN	383,985	482,347	505,057	22,710	4.7%	121,072	31.5%
BANCOS (1)	190,747	S/D	S/D	S/D	S/D	S/D	S/D
COOP.ABIERTAS	75,500	S/D	S/D	S/D	S/D	S/D	S/D
MUTUALES	21,346	S/D	S/D	S/D	S/D	S/D	S/D

N° DE CLIENTES



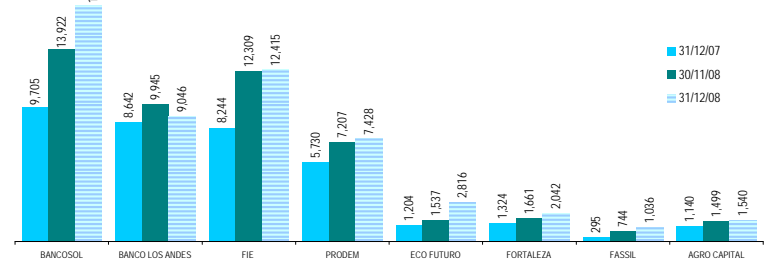
ENTIDAD	MORA SEGUN BALANCE			VARIACION MES		VARIACION Dic07-Dic08	
	31/12/07	30/11/08	31/12/08	MONTO	%	MONTO	%
BANCOSOL	2,059	2,315	2,409	94	4.1%	350	17.0%
BANCO LOS ANDES	3,230	4,530	3,424	-1,106	-24.4%	194	6.0%
FIE	1,268	1,856	1,653	-203	-10.9%	385	30.4%
PRODEM	1,476	1,924	1,627	-297	-15.4%	151	10.2%
ECO FUTURO	489	671	1,473	802	119.6%	984	201.3%
FORTALEZA	1,075	1,322	950	-373	-28.2%	-125	-11.6%
FASSIL	14	99	87	-12	-12.1%	73	531.6%
AGRO CAPITAL	293	453	369	-83	-18.4%	77	26.3%
TOTAL ASOFIN	9,903	13,171	11,992	-1,178	-8.9%	2,090	21.1%
BANCOS (1)	174,344	167,743	153,918	-13,825	-8.2%	-20,426	-11.7%
COOP.ABIERTAS	8,165	9,763	7,936	-1,827	-18.7%	-229	-2.8%
MUTUALES	22,978	15,014	13,280	-1,734	-11.5%	-9,697	-42.2%

MORA SEGUN BALANCE (MILES DE \$US)



ENTIDAD	PREVISION CONSTITUIDA			VARIACION MES		VARIACION Dic07-Dic08	
	31/12/07	30/11/08	31/12/08	MONTO	%	MONTO	%
BANCOSOL	9,705	13,922	17,095	3,174	22.8%	7,391	76.2%
BANCO LOS ANDES	8,642	9,945	9,046	-899	-9.0%	404	4.7%
FIE	8,244	12,309	12,415	106	0.9%	4,171	50.6%
PRODEM	5,730	7,207	7,428	221	3.1%	1,697	29.6%
ECO FUTURO	1,204	1,537	2,816	1,279	83.2%	1,612	133.8%
FORTALEZA	1,324	1,661	2,042	381	23.0%	717	54.2%
FASSIL	295	744	1,036	292	39.3%	742	251.8%
AGRO CAPITAL	1,140	1,499	1,540	41	2.7%	400	35.0%
TOTAL ASOFIN	36,285	48,824	53,419	4,595	9.4%	17,134	47.2%
BANCOS (1)	226,097	229,915	232,735	2,819	1.2%	6,638	2.9%
COOP.ABIERTAS	25,988	27,131	28,321	1,190	4.4%	2,333	9.0%
MUTUALES	36,224	31,585	30,794	-791	-2.5%	-5,430	-15.0%

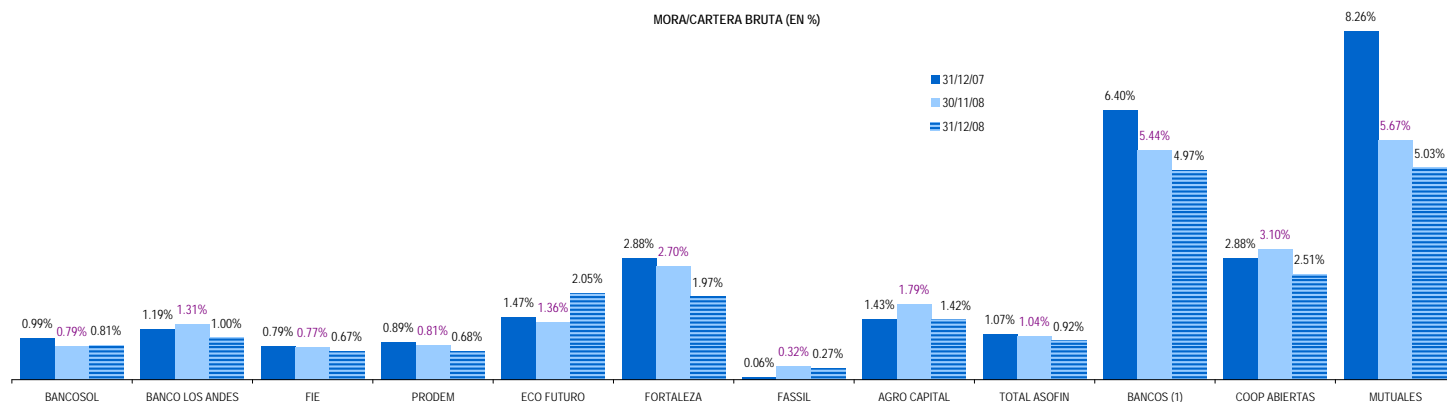
PREVISION CONSTITUIDA (MILES DE \$US)



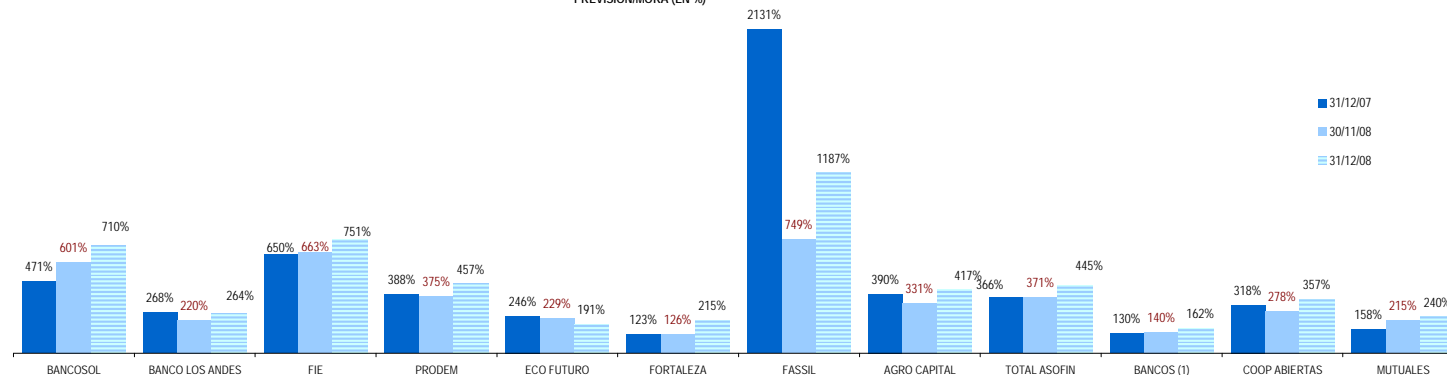
EVOLUCION POR ENTIDAD DE LOS PRINCIPALES INDICADORES, EN %:

ENTIDAD	MORA / CARTERA BRUTA			PREVISION / MORA			RESULTADO / PATRIMONIO		
	31/12/07	30/11/08	31/12/08	31/12/07	30/11/08	31/12/08	31/12/07	30/11/08	31/12/08
BANCOSOL	0.99%	0.79%	0.81%	471.3%	601.3%	709.5%	37.4%	17.7%	8.2%
BANCO LOS ANDES	1.19%	1.31%	1.00%	267.6%	219.5%	264.2%	13.1%	7.2%	8.9%
FIE	0.79%	0.77%	0.67%	650.1%	663.2%	751.0%	19.0%	15.9%	20.2%
PRODEM	0.89%	0.81%	0.68%	388.2%	374.6%	456.6%	22.7%	13.1%	14.0%
ECO FUTURO	1.47%	1.36%	2.05%	246.5%	229.2%	191.3%	20.2%	9.7%	6.2%
FORTALEZA	2.88%	2.70%	1.97%	123.2%	125.6%	215.0%	15.2%	10.9%	3.4%
FASSIL	0.06%	0.32%	0.27%	2130.8%	748.8%	1187.0%	19.8%	1.5%	-9.1%
AGRO CAPITAL	1.43%	1.79%	1.42%	389.9%	331.1%	416.8%	6.3%	-4.4%	-2.9%
TOTAL ASOFIN	1.07%	1.04%	0.92%	366.4%	370.7%	445.4%	20.3%	10.8%	9.8%
BANCOS (1)	6.40%	5.44%	4.97%	129.7%	139.7%	162.1%	22.8%	24.1%	23.1%
COOP ABIERTAS	2.88%	3.10%	2.51%	318.3%	277.9%	356.9%	11.8%	7.0%	6.0%
MUTUALES	8.26%	5.67%	5.03%	157.6%	214.6%	240.1%	-0.1%	6.6%	7.9%

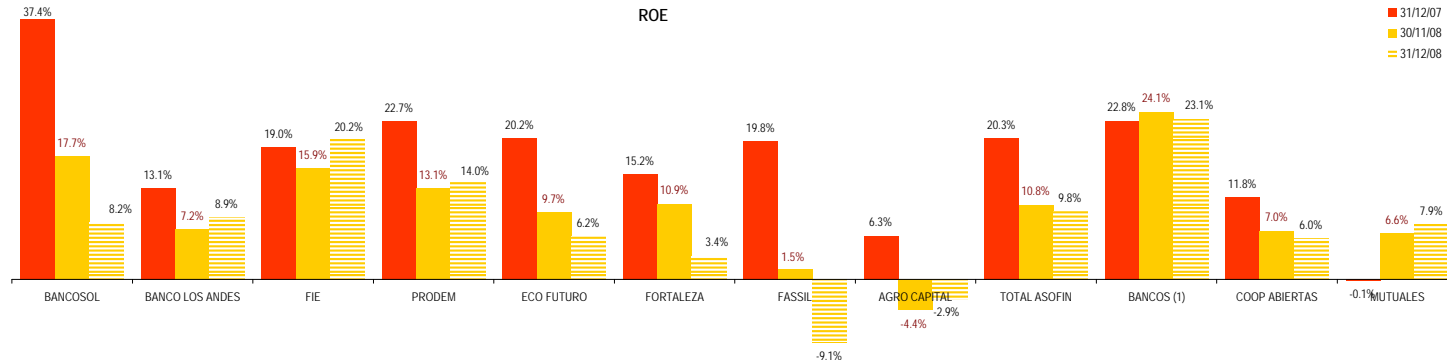
MORA/CARTERA BRUTA (EN %)



PREVISION/MORA (EN %)



ROE



(1) En Bancos no se incluye BANCOSOL Y BANCO LOS ANDES PROCREDIT por ser entidades especializadas en microfinanzas