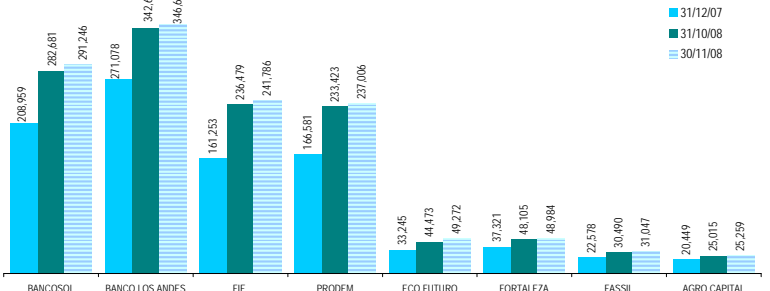


EVOLUCION POR ENTIDAD (CIFRAS EN MILES DE DOLARES)

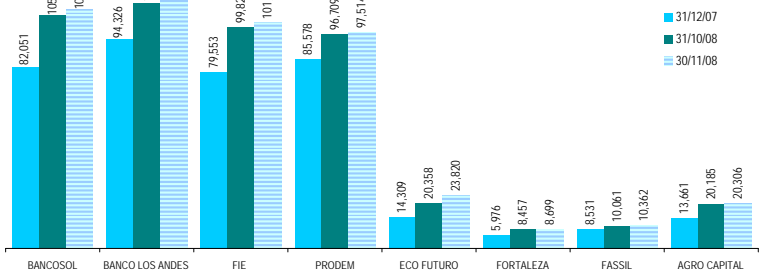
ENTIDAD	CARTERA BRUTA			VARIACION MES		VARIACION Dic07-Nov08	
	31/12/07	31/10/08	30/11/08	MONTO	%	MONTO	%
BANCOSOL	208,959	282,681	291,246	8,565	3.0%	82,287	39.4%
BANCO LOS ANDES	271,078	342,622	346,677	4,055	1.2%	75,599	27.9%
FIE	161,253	236,479	241,786	5,307	2.2%	80,533	49.9%
PRODEM	166,581	233,423	237,006	3,582	1.5%	70,425	42.3%
ECO FUTURO	33,245	44,473	49,272	4,799	10.8%	16,026	48.2%
FORTALEZA	37,321	48,105	48,984	879	1.8%	11,663	31.2%
FASSIL	22,578	30,490	31,047	557	1.8%	8,469	37.5%
AGRO CAPITAL	20,449	25,015	25,259	244	1.0%	4,810	23.5%
TOTAL ASOFIN	921,465	1,243,288	1,271,277	27,989	2.3%	349,813	38.0%
BANCOS (1)	2,724,094	3,081,529	3,084,594	3,065	0.1%	360,500	13.2%
COOP.ABIERTAS	283,817	313,814	315,045	1,231	0.4%	31,228	11.0%
MUTUALES	278,124	263,410	264,622	1,212	0.5%	-13,501	-4.9%

CARTERA BRUTA (MILES DE \$US)



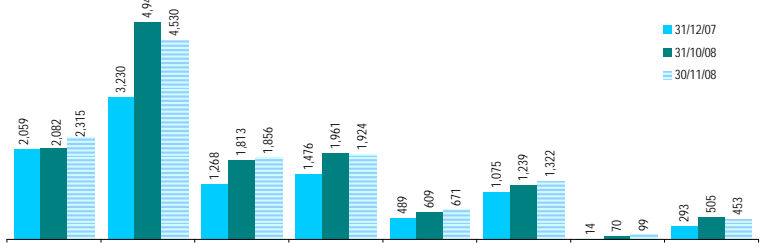
ENTIDAD	N° DE CLIENTES DE CREDITO			VARIACION MES		VARIACION Dic07-Nov08	
	31/12/07	31/10/08	30/11/08	N°	%	N°	%
BANCOSOL	82,051	105,075	107,790	2,715	2.6%	25,739	31.4%
BANCO LOS ANDES	94,326	110,847	111,986	1,139	1.0%	17,660	18.7%
FIE	79,553	99,828	101,870	2,042	2.0%	22,317	28.1%
PRODEM	85,578	96,709	97,514	805	0.8%	11,936	13.9%
ECO FUTURO	14,309	20,358	23,820	3,462	17.0%	9,511	66.5%
FORTALEZA	5,976	8,457	8,699	242	2.9%	2,723	45.6%
FASSIL	8,531	10,061	10,362	301	3.0%	1,831	21.5%
AGRO CAPITAL	13,661	20,185	20,306	121	0.6%	6,645	48.6%
TOTAL ASOFIN	383,985	471,520	482,347	10,827	2.3%	98,362	25.6%
BANCOS (1)	190,747	S/D	S/D	S/D	S/D	S/D	S/D
COOP.ABIERTAS	75,500	S/D	S/D	S/D	S/D	S/D	S/D
MUTUALES	21,346	S/D	S/D	S/D	S/D	S/D	S/D

N° DE CLIENTES



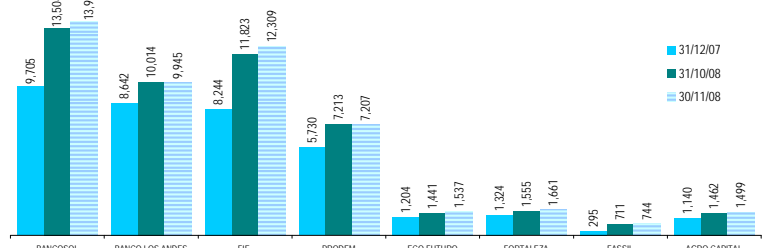
ENTIDAD	MORA SEGUN BALANCE			VARIACION MES		VARIACION Dic07-Nov08	
	31/12/07	31/10/08	30/11/08	MONTO	%	MONTO	%
BANCOSOL	2,059	2,082	2,315	234	11.2%	256	12.4%
BANCO LOS ANDES	3,230	4,944	4,530	-414	-8.4%	1,300	40.3%
FIE	1,268	1,813	1,856	43	2.4%	588	46.4%
PRODEM	1,476	1,961	1,924	-37	-1.9%	448	30.4%
ECO FUTURO	489	609	671	61	10.1%	182	37.2%
FORTALEZA	1,075	1,239	1,322	83	6.7%	248	23.0%
FASSIL	14	70	99	29	42.0%	86	618.8%
AGRO CAPITAL	293	505	453	-52	-10.3%	160	54.8%
TOTAL ASOFIN	9,903	13,223	13,171	-53	-0.4%	3,268	33.0%
BANCOS (1)	174,344	171,189	167,743	-3,446	-2.0%	-6,601	-3.8%
COOP.ABIERTAS	8,165	8,853	9,763	910	10.3%	1,598	19.6%
MUTUALES	22,978	14,660	15,014	355	2.4%	-7,963	-34.7%

MORA SEGUN BALANCE (MILES DE \$US)



ENTIDAD	PREVISION CONSTITUIDA			VARIACION MES		VARIACION Dic07-Nov08	
	31/12/07	31/10/08	30/11/08	MONTO	%	MONTO	%
BANCOSOL	9,705	13,504	13,922	418	3.1%	4,217	43.5%
BANCO LOS ANDES	8,642	10,014	9,945	-69	-0.7%	1,303	15.1%
FIE	8,244	11,823	12,309	486	4.1%	4,065	49.3%
PRODEM	5,730	7,213	7,207	-6	-0.1%	1,477	25.8%
ECO FUTURO	1,204	1,441	1,537	96	6.7%	333	27.6%
FORTALEZA	1,324	1,555	1,661	105	6.8%	336	25.4%
FASSIL	295	711	744	33	4.7%	450	152.6%
AGRO CAPITAL	1,140	1,462	1,499	37	2.5%	359	31.5%
TOTAL ASOFIN	36,285	47,724	48,824	1,100	2.3%	12,540	34.6%
BANCOS (1)	226,097	231,133	229,915	-1,217	-0.5%	3,819	1.7%
COOP.ABIERTAS	25,988	26,668	27,131	463	1.7%	1,143	4.4%
MUTUALES	36,224	31,233	31,585	352	1.1%	-4,639	-12.8%

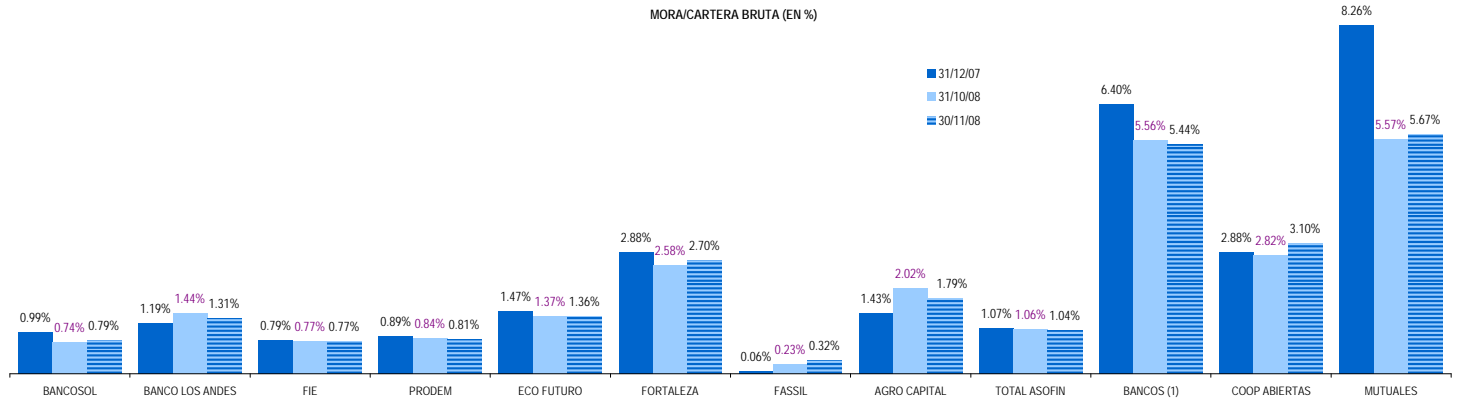
PREVISION CONSTITUIDA (MILES DE \$us)



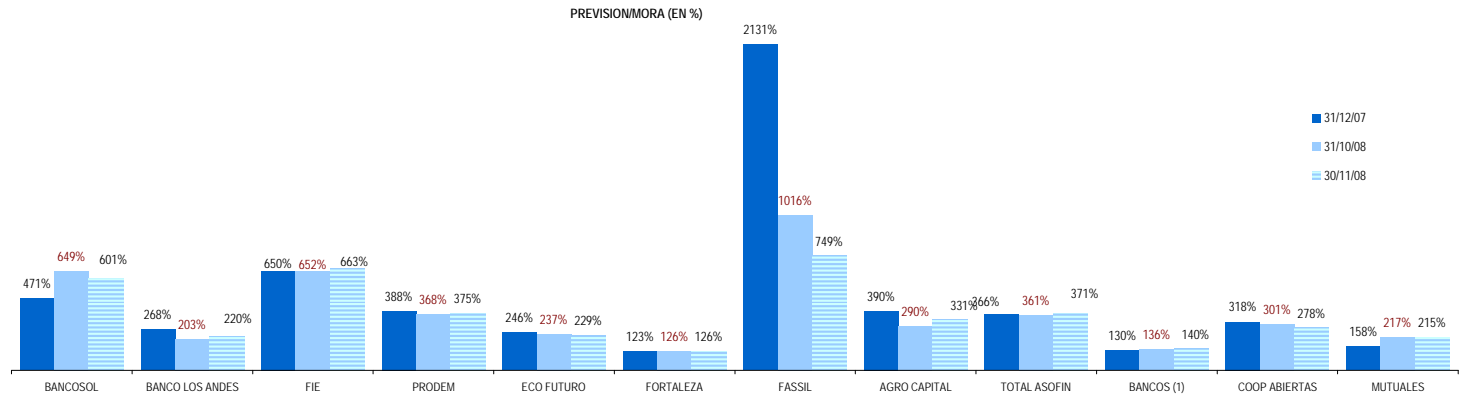
EVOLUCION POR ENTIDAD DE LOS PRINCIPALES INDICADORES, EN %:

ENTIDAD	MORA / CARTERA BRUTA			PREVISION / MORA			RESULTADO / PATRIMONIO		
	31/12/07	31/10/08	30/11/08	31/12/07	31/10/08	30/11/08	31/12/07	31/10/08	30/11/08
BANCOSOL	0.99%	0.74%	0.79%	471.3%	648.7%	601.3%	37.4%	16.7%	17.7%
BANCO LOS ANDES	1.19%	1.44%	1.31%	267.6%	202.6%	219.5%	13.1%	5.7%	7.2%
FIE	0.79%	0.77%	0.77%	650.1%	652.0%	663.2%	19.0%	15.9%	15.9%
PRODEM	0.89%	0.84%	0.81%	388.2%	367.8%	374.6%	22.7%	12.6%	13.1%
ECO FUTURO	1.47%	1.37%	1.36%	246.5%	236.6%	229.2%	20.2%	10.7%	9.7%
FORTALEZA	2.88%	2.58%	2.70%	123.2%	125.5%	125.6%	15.2%	12.0%	10.9%
FASSIL	0.06%	0.23%	0.32%	2130.8%	1015.7%	748.8%	19.8%	4.0%	1.5%
AGRO CAPITAL	1.43%	2.02%	1.79%	389.9%	289.7%	331.1%	6.3%	-4.9%	-4.4%
TOTAL ASOFIN	1.07%	1.06%	1.04%	366.4%	360.9%	370.7%	20.3%	10.1%	10.8%
BANCOS (1)	6.40%	5.56%	5.44%	129.7%	136.3%	139.7%	22.8%	24.2%	24.1%
COOP ABIERTAS	2.88%	2.82%	3.10%	318.3%	301.2%	277.9%	11.8%	6.5%	7.0%
MUTUALES	8.26%	5.57%	5.67%	157.6%	216.9%	214.6%	-0.1%	6.2%	6.6%

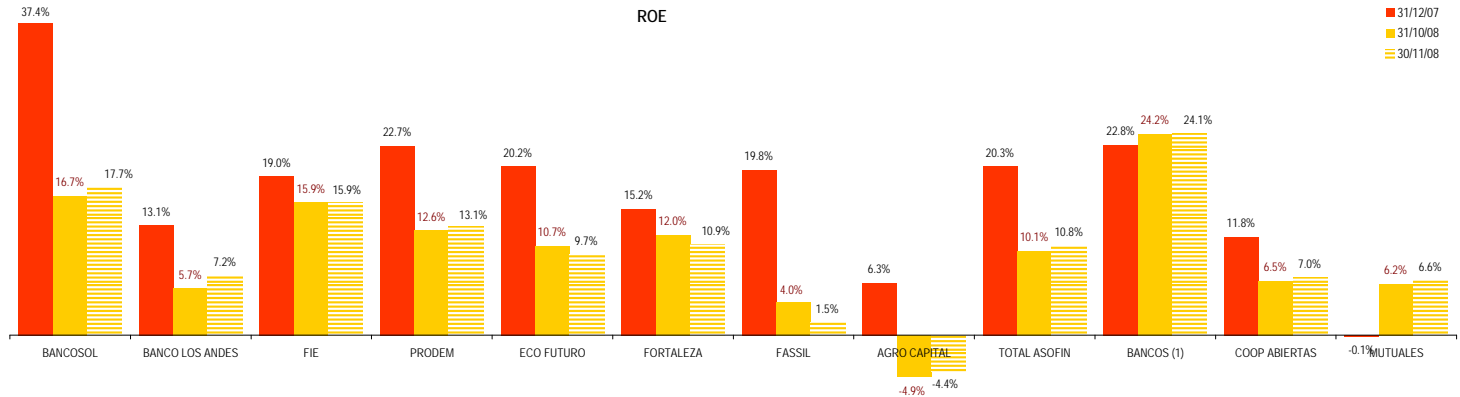
MORA/CARTERA BRUTA (EN %)



PREVISIONMORA (EN %)



ROE



(1) En Bancos no se incluye BANCOSOL Y BANCO LOS ANDES PROCREDIT por ser entidades especializadas en microfinanzas