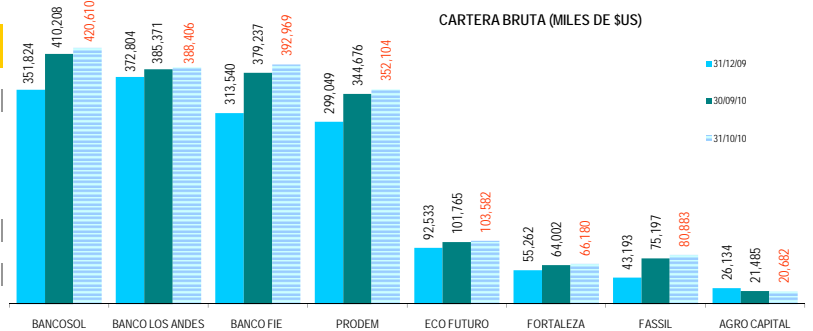
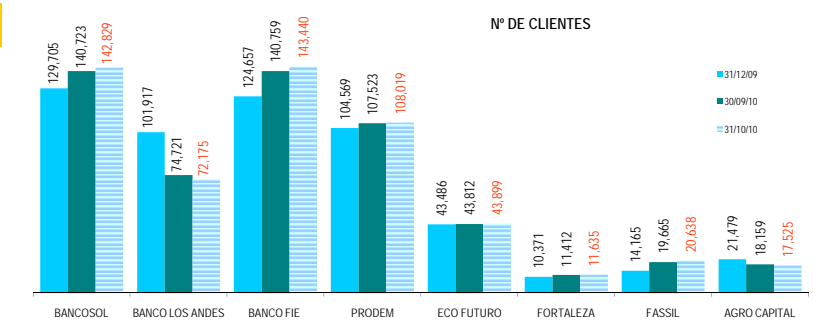


EVOLUCION POR ENTIDAD (CIFRAS EN MILES DE DOLARES)

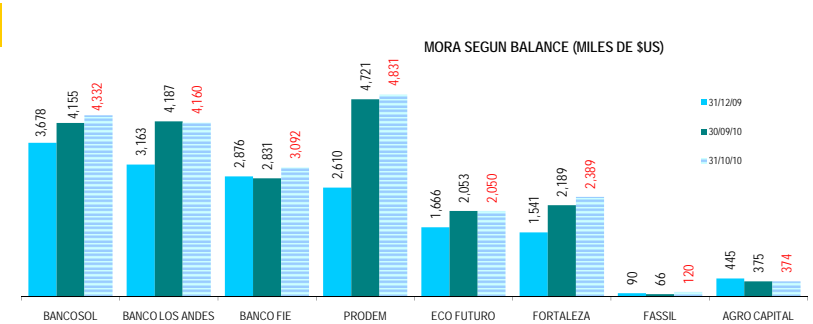
ENTIDAD	CARTERA BRUTA			VARIACION MES		VARIACION Dic09-Oct10	
	31/12/09	30/09/10	31/10/10	MONTO	%	MONTO	%
BANCOSOL	351,824	410,208	420,610	10,402	2.5%	68,786	19.6%
BANCO LOS ANDES	372,804	385,371	388,406	3,036	0.8%	15,603	4.2%
BANCO FIE	313,540	379,237	392,969	13,731	3.6%	79,429	25.3%
PRODEM	299,049	344,676	352,104	7,427	2.2%	53,054	17.7%
ECO FUTURO	92,533	101,765	103,582	1,818	1.8%	11,050	11.9%
FORTALEZA	55,262	64,002	66,180	2,178	3.4%	10,919	19.8%
FASSIL	43,193	75,197	80,883	5,686	7.6%	37,690	87.3%
AGRO CAPITAL	26,134	21,485	20,682	-803	-3.7%	-5,452	-20.9%
TOTAL ASOFIN	1,554,338	1,781,941	1,825,417	43,476	2.4%	271,079	17.4%
BANCOS (1)	3,406,622	3,840,938	3,906,036	65,098	1.7%	499,413	14.7%
COOP ABIERTAS	357,444	395,756	400,582	4,826	1.2%	43,139	12.1%
MUTUALES	273,660	299,688	304,758	5,070	1.7%	31,099	11.4%



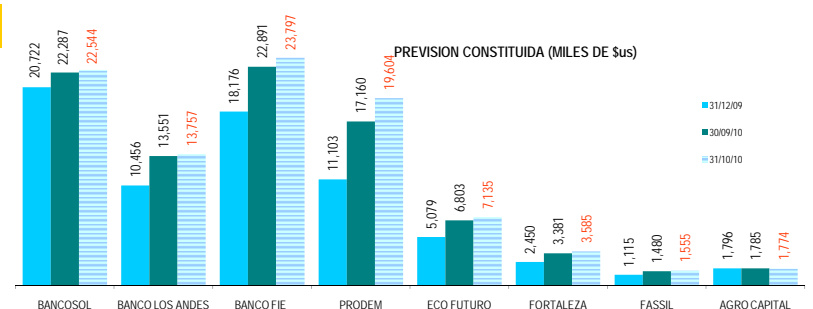
ENTIDAD	N° DE CLIENTES DE CREDITO			VARIACION MES		VARIACION Dic09-Oct10	
	31/12/09	30/09/10	31/10/10	N°	%	N°	%
BANCOSOL	129,705	140,723	142,829	2,106	1.5%	13,124	10.1%
BANCO LOS ANDES	101,917	74,721	72,175	-2,546	-3.4%	-29,742	-29.2%
BANCO FIE	124,657	140,759	143,440	2,681	1.9%	18,783	15.1%
PRODEM	104,569	107,523	108,019	496	0.5%	3,450	3.3%
ECO FUTURO	43,486	43,812	43,899	87	0.2%	413	0.9%
FORTALEZA	10,371	11,412	11,635	223	2.0%	1,264	12.2%
FASSIL	14,165	19,665	20,638	973	4.9%	6,473	45.7%
AGRO CAPITAL	21,479	18,159	17,525	-634	-3.5%	-3,954	-18.4%
TOTAL ASOFIN	550,349	556,774	560,160	3,386	0.6%	9,811	1.8%
BANCOS (1)	175,561	S/D	S/D	S/D	S/D	S/D	S/D
COOP ABIERTAS	88,234	S/D	S/D	S/D	S/D	S/D	S/D
MUTUALES	18,602	S/D	S/D	S/D	S/D	S/D	S/D



ENTIDAD	MORA SEGUN BALANCE			VARIACION MES		VARIACION Dic09-Oct10	
	31/12/09	30/09/10	31/10/10	MONTO	%	MONTO	%
BANCOSOL	3,678	4,155	4,332	176	4.2%	654	17.8%
BANCO LOS ANDES	3,163	4,187	4,160	-26	-0.6%	998	31.5%
BANCO FIE	2,876	2,831	3,092	261	9.2%	216	7.5%
PRODEM	2,610	4,721	4,831	110	2.3%	2,221	85.1%
ECO FUTURO	1,666	2,053	2,050	-3	-0.1%	384	23.1%
FORTALEZA	1,541	2,189	2,389	200	9.1%	848	55.0%
FASSIL	90	66	120	54	81.3%	29	32.3%
AGRO CAPITAL	445	375	374	-1	-0.2%	-70	-15.8%
TOTAL ASOFIN	16,068	20,577	21,347	770	3.7%	5,279	32.9%
BANCOS (1)	138,954	116,502	116,031	-471	-0.4%	-22,923	-16.5%
COOP ABIERTAS	8,391	10,815	10,737	-78	-0.7%	2,346	28.0%
MUTUALES	11,206	12,249	11,917	-332	-2.7%	611	5.4%



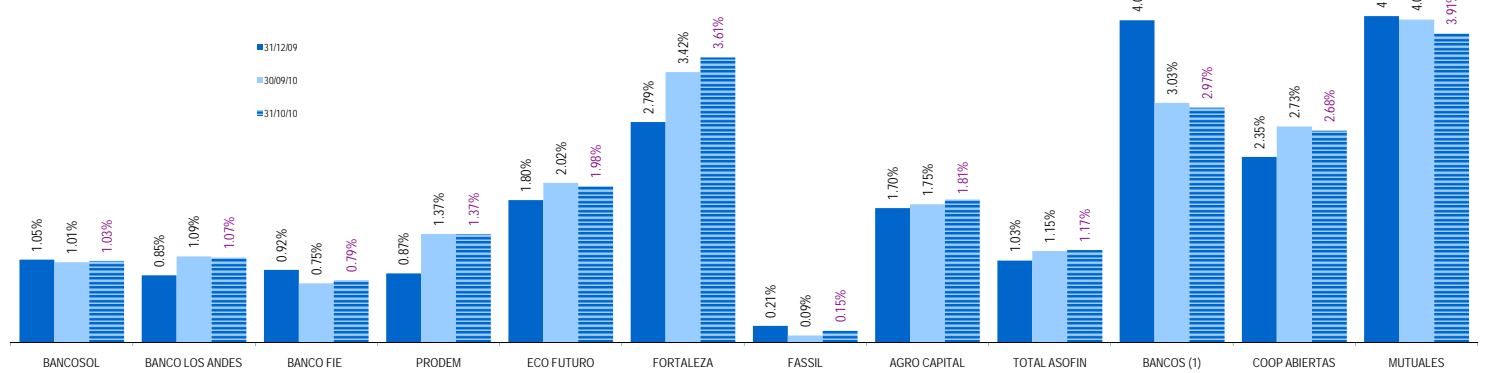
ENTIDAD	PREVISION CONSTITUIDA			VARIACION MES		VARIACION Dic09-Oct10	
	31/12/09	30/09/10	31/10/10	MONTO	%	MONTO	%
BANCOSOL	20,722	22,287	22,544	257	1.2%	1,822	8.8%
BANCO LOS ANDES	10,456	13,551	13,757	206	1.5%	3,301	31.6%
BANCO FIE	18,176	22,891	23,797	906	4.0%	5,621	30.9%
PRODEM	11,103	17,160	19,604	2,445	14.2%	8,501	76.6%
ECO FUTURO	5,079	6,803	7,135	331	4.9%	2,055	40.5%
FORTALEZA	2,450	3,381	3,585	204	6.0%	1,134	46.3%
FASSIL	1,115	1,480	1,555	76	5.1%	440	39.4%
AGRO CAPITAL	1,796	1,785	1,774	-11	-0.6%	-22	-1.2%
TOTAL ASOFIN	70,898	89,337	93,751	4,414	4.9%	22,853	32.2%
BANCOS (1)	220,271	197,751	197,222	-529	-0.3%	-23,049	-10.5%
COOP ABIERTAS	31,777	35,472	35,942	470	1.3%	4,165	13.1%
MUTUALES	32,371	34,133	34,353	220	0.6%	1,982	6.1%



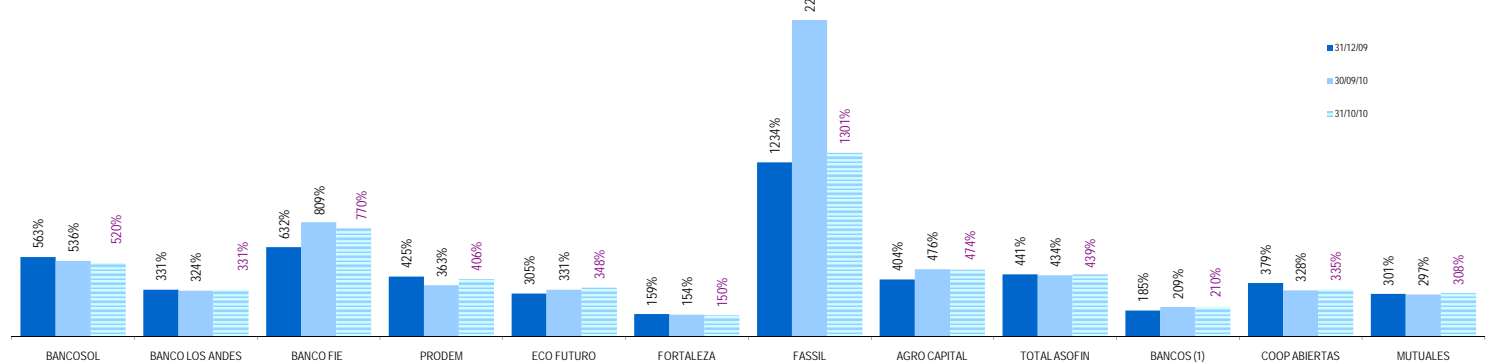
EVOLUCION POR ENTIDAD DE LOS PRINCIPALES INDICADORES, EN %:

ENTIDAD	MORA / CARTERA BRUTA			PREVISION / MORA			RESULTADO / PATRIMONIO		
	31/12/09	30/09/10	31/10/10	31/12/09	30/09/10	31/10/10	31/12/09	30/09/10	31/10/10
BANCOSOL	1.05%	1.01%	1.03%	563.5%	536.3%	520.4%	38.3%	31.4%	31.6%
BANCO LOS ANDES	0.85%	1.09%	1.07%	330.6%	323.7%	330.7%	14.5%	16.7%	17.0%
BANCO FIE	0.92%	0.75%	0.79%	632.0%	808.6%	769.6%	19.3%	20.1%	20.1%
PRODEM	0.87%	1.37%	1.37%	425.4%	363.5%	405.8%	17.6%	23.6%	23.3%
ECO FUTURO	1.80%	2.02%	1.98%	304.9%	331.4%	348.0%	11.2%	24.8%	24.8%
FORTALEZA	2.79%	3.42%	3.61%	159.1%	154.5%	150.1%	8.3%	15.2%	15.2%
FASSIL	0.21%	0.09%	0.15%	1234.1%	2243.0%	1300.7%	0.0%	5.8%	6.4%
AGRO CAPITAL	1.70%	1.75%	1.81%	404.0%	475.7%	473.9%	3.5%	2.4%	4.2%
TOTAL ASOFIN	1.03%	1.15%	1.17%	441.2%	434.2%	439.2%	18.5%	20.7%	20.9%
BANCOS (1)	4.08%	3.03%	2.97%	185.0%	208.6%	209.7%	21.6%	16.0%	15.9%
COOP ABIERTAS	2.35%	2.73%	2.68%	378.7%	328.0%	334.7%	8.1%	8.5%	8.7%
MUTUALES	4.13%	4.09%	3.91%	301.4%	297.4%	307.9%	8.2%	8.3%	8.1%

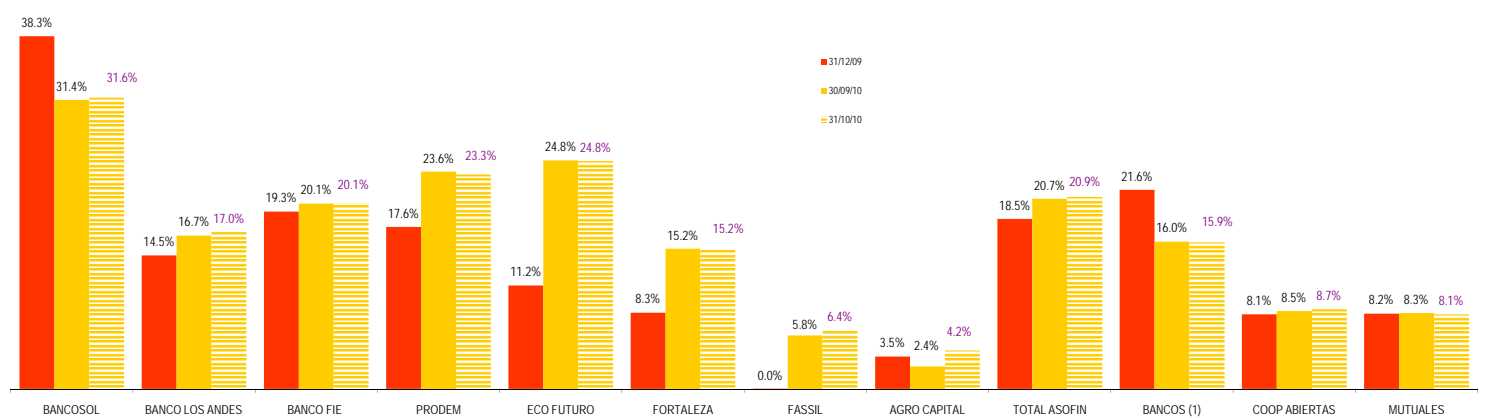
MORA/CARTERA BRUTA (EN %)



PREVISION/MORA (EN %)



ROE



(1) En Bancos no se incluye a BANCOSOL, BANCO LOS ANDES PROCREDIT y BANCO FIE por ser entidades especializadas en microfinanzas