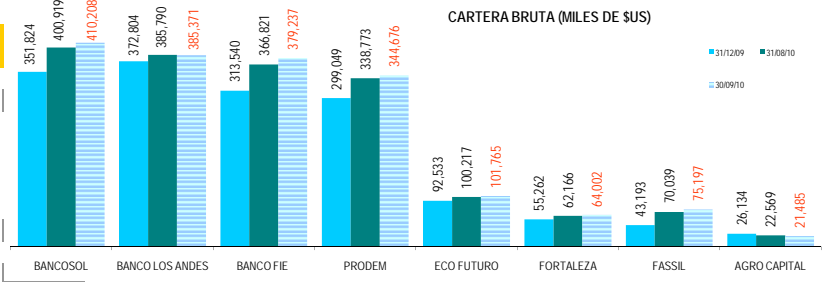
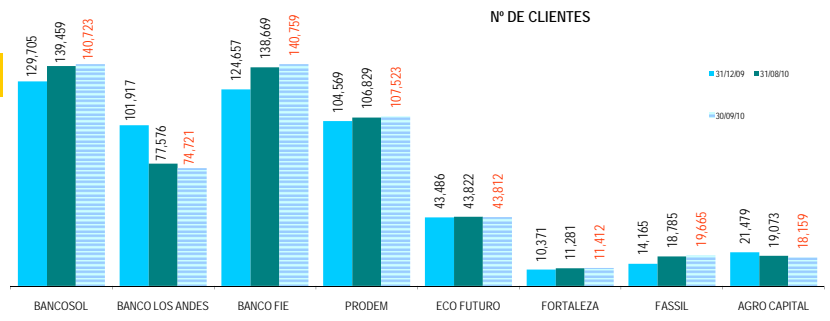


EVOLUCION POR ENTIDAD (CIFRAS EN MILES DE DOLARES)

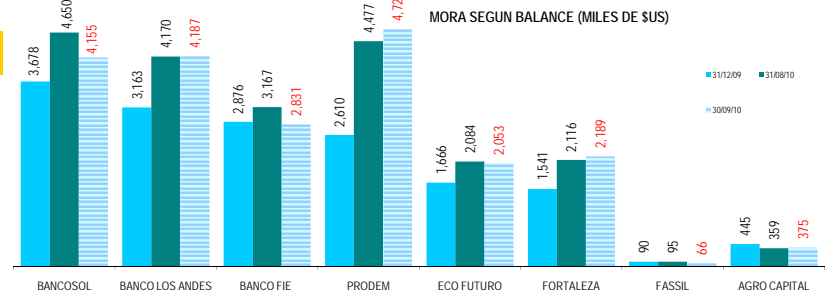
ENTIDAD	CARTERA BRUTA			VARIACION MES		VARIACION Dic/09-Sep/10	
	31/12/09	31/08/10	30/09/10	MONTO	%	MONTO	%
BANCOSOL	351,824	400,919	410,208	9,289	2.3%	58,384	16.6%
BANCO LOS ANDES	372,804	385,790	385,371	-419	-0.1%	12,567	3.4%
BANCO FIE	313,540	366,821	379,237	12,416	3.4%	65,698	21.0%
PRODEM	299,049	338,773	344,676	5,903	1.7%	45,627	15.3%
ECO FUTURO	92,533	100,217	101,765	1,548	1.5%	9,232	10.0%
FORTALEZA	55,262	62,166	64,002	1,836	3.0%	8,740	15.8%
FASSIL	43,193	70,039	75,197	5,158	7.4%	32,004	74.1%
AGRO CAPITAL	26,134	22,569	21,485	-1,084	-4.8%	-4,649	-17.8%
TOTAL ASOFIN	1,554,338	1,747,294	1,781,941	34,647	2.0%	227,603	14.6%
BANCOS (1)	3,406,622	3,771,688	3,840,938	69,249	1.8%	434,316	12.7%
COOP ABIERTAS	357,444	390,092	395,756	5,665	1.5%	38,313	10.2%
MUTUALES	273,660	295,716	299,688	3,972	1.3%	26,028	9.5%



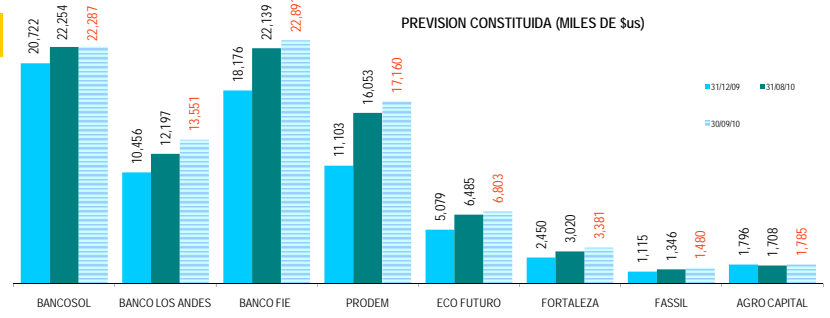
ENTIDAD	N° DE CLIENTES DE CREDITO			VARIACION MES		VARIACION Dic/09-Sep/10	
	31/12/09	31/08/10	30/09/10	N°	%	N°	%
BANCOSOL	129,705	139,459	140,723	1,264	0.9%	11,018	8.5%
BANCO LOS ANDES	101,917	77,576	74,721	-2,855	-3.7%	-27,196	-26.7%
BANCO FIE	124,657	138,669	140,759	2,090	1.5%	16,102	12.9%
PRODEM	104,569	106,829	107,523	694	0.6%	2,954	2.8%
ECO FUTURO	43,486	43,822	43,812	-10	0.0%	326	0.7%
FORTALEZA	10,371	11,281	11,412	131	1.2%	1,041	10.0%
FASSIL	14,165	18,785	19,665	880	4.7%	5,500	38.8%
AGRO CAPITAL	21,479	19,073	18,159	-914	-4.8%	-3,320	-15.5%
TOTAL ASOFIN	550,349	555,494	556,774	1,280	0.2%	6,425	1.2%
BANCOS (1)	175,561	S/D	S/D	S/D	S/D	S/D	S/D
COOP ABIERTAS	88,234	S/D	S/D	S/D	S/D	S/D	S/D
MUTUALES	18,602	S/D	S/D	S/D	S/D	S/D	S/D



ENTIDAD	MORA SEGUN BALANCE			VARIACION MES		VARIACION Dic/09-Sep/10	
	31/12/09	31/08/10	30/09/10	MONTO	%	MONTO	%
BANCOSOL	3,678	4,650	4,155	-495	-10.6%	478	13.0%
BANCO LOS ANDES	3,163	4,170	4,187	17	0.4%	1,024	32.4%
BANCO FIE	2,876	3,167	2,831	-336	-10.6%	-45	-1.6%
PRODEM	2,610	4,477	4,721	244	5.5%	2,111	80.9%
ECO FUTURO	1,666	2,084	2,053	-30	-1.5%	387	23.2%
FORTALEZA	1,541	2,116	2,189	73	3.4%	648	42.1%
FASSIL	90	95	66	-29	-30.5%	-24	-27.0%
AGRO CAPITAL	445	359	375	16	4.4%	-69	-15.6%
TOTAL ASOFIN	16,068	21,118	20,577	-541	-2.6%	4,509	28.1%
BANCOS (1)	138,954	119,137	116,502	-2,634	-2.2%	-22,452	-16.2%
COOP ABIERTAS	8,391	10,812	10,815	3	0.0%	2,424	28.9%
MUTUALES	11,306	12,542	12,249	-293	-2.3%	943	8.3%



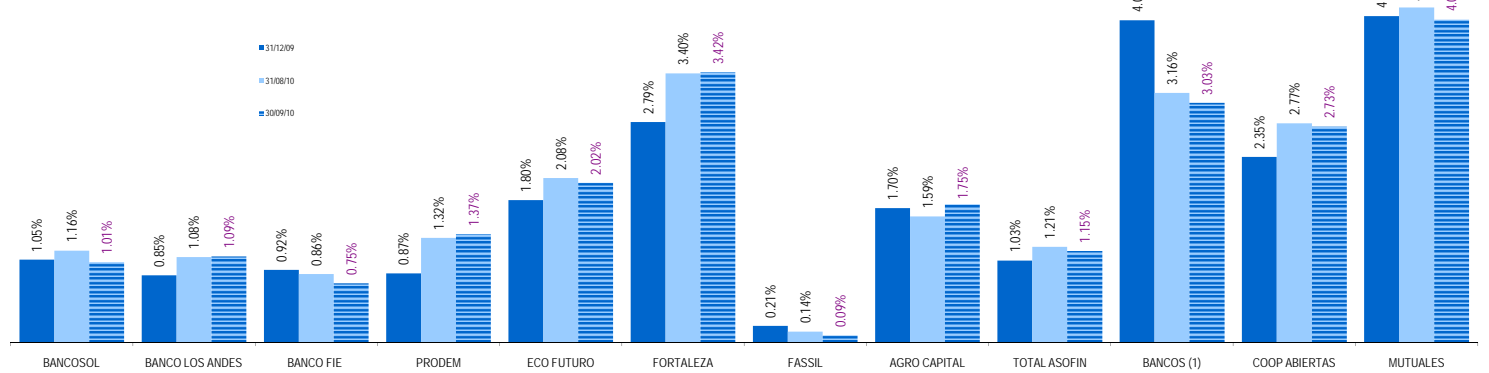
ENTIDAD	PREVISION CONSTITUIDA			VARIACION MES		VARIACION Dic/09-Sep/10	
	31/12/09	31/08/10	30/09/10	MONTO	%	MONTO	%
BANCOSOL	20,722	22,254	22,287	33	0.1%	1,565	7.6%
BANCO LOS ANDES	10,456	12,197	13,551	1,354	11.1%	3,095	29.6%
BANCO FIE	18,176	22,139	22,891	753	3.4%	4,715	25.9%
PRODEM	11,103	16,053	17,160	1,107	6.9%	6,056	54.5%
ECO FUTURO	5,079	6,485	6,803	318	4.9%	1,724	33.9%
FORTALEZA	2,450	3,020	3,381	360	11.9%	930	38.0%
FASSIL	1,115	1,346	1,480	134	9.9%	364	32.7%
AGRO CAPITAL	1,796	1,708	1,785	77	4.5%	-11	-0.6%
TOTAL ASOFIN	70,898	85,202	89,337	4,136	4.9%	18,439	26.0%
BANCOS (1)	220,271	199,337	197,751	-1,586	-0.8%	-22,519	-10.2%
COOP ABIERTAS	31,777	33,592	35,472	1,880	5.6%	3,695	11.6%
MUTUALES	32,371	33,380	34,133	753	2.3%	1,762	5.4%



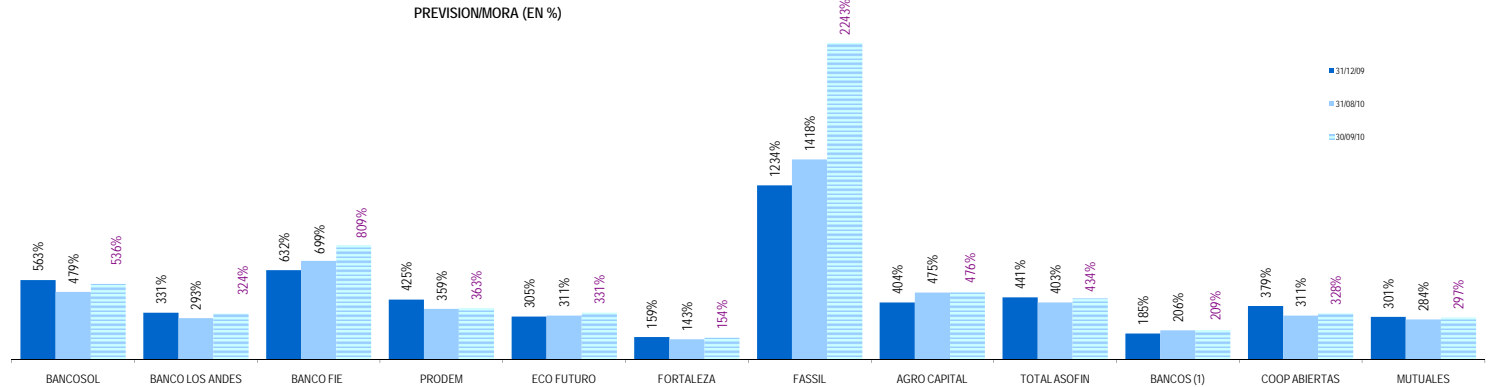
EVOLUCION POR ENTIDAD DE LOS PRINCIPALES INDICADORES, EN %:

ENTIDAD	MORA / CARTERA BRUTA			PREVISION / MORA			RESULTADO / PATRIMONIO		
	31/12/09	31/08/10	30/09/10	31/12/09	31/08/10	30/09/10	31/12/09	31/08/10	30/09/10
BANCOSOL	1.05%	1.16%	1.01%	563.5%	478.5%	536.3%	38.3%	31.6%	31.4%
BANCO LOS ANDES	0.85%	1.08%	1.09%	330.6%	292.5%	323.7%	14.5%	18.4%	16.7%
BANCO FIE	0.92%	0.86%	0.75%	632.0%	699.1%	808.6%	19.3%	20.2%	20.1%
PRODEM	0.87%	1.32%	1.37%	425.4%	358.6%	363.5%	17.6%	23.8%	23.6%
ECO FUTURO	1.80%	2.08%	2.02%	304.9%	311.2%	331.4%	11.2%	24.8%	24.8%
FORTALEZA	2.79%	3.40%	3.42%	159.1%	142.7%	154.5%	8.3%	16.8%	15.2%
FASSIL	0.21%	0.14%	0.09%	1234.1%	1417.6%	2243.0%	0.0%	5.4%	5.8%
AGRO CAPITAL	1.70%	1.59%	1.75%	404.0%	475.1%	475.7%	3.5%	2.7%	2.4%
TOTAL ASOFIN	1.03%	1.21%	1.15%	441.2%	403.5%	434.2%	18.5%	21.3%	20.7%
BANCOS (1)	4.08%	3.16%	3.03%	185.0%	205.7%	208.6%	21.6%	16.7%	16.0%
COOP ABIERTAS	2.35%	2.77%	2.73%	378.7%	310.7%	328.0%	8.1%	10.2%	8.5%
MUTUALES	4.13%	4.24%	4.09%	301.4%	283.9%	297.4%	8.2%	8.9%	8.3%

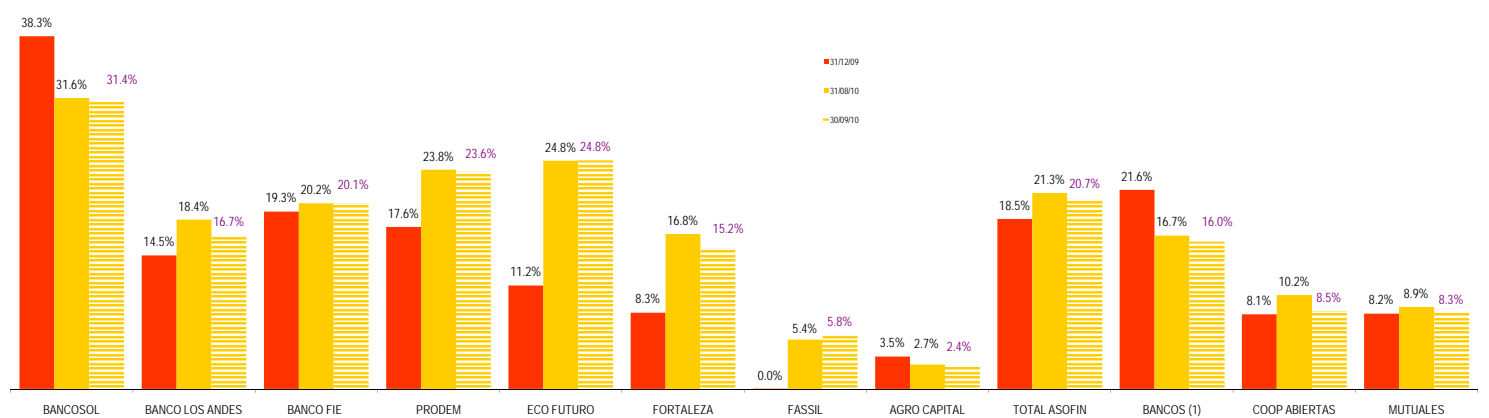
MORA/CARTERA BRUTA (EN %)



PREVISION/MORA (EN %)



ROE



(1) En Bancos no se incluye a BANCOSOL, BANCO LOS ANDES PROCREDIT y BANCO FIE por ser entidades especializadas en microfinanzas