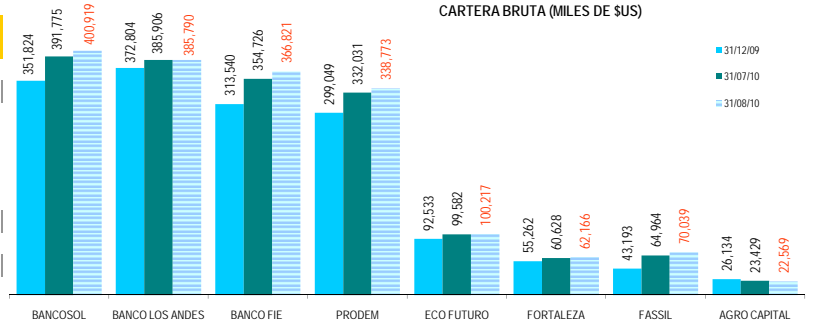
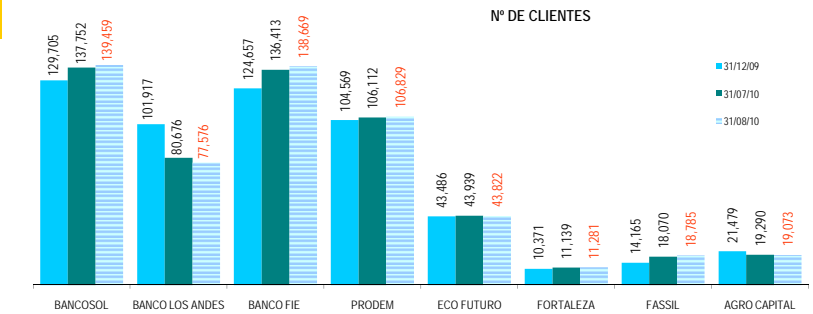


EVOLUCION POR ENTIDAD (CIFRAS EN MILES DE DOLARES)

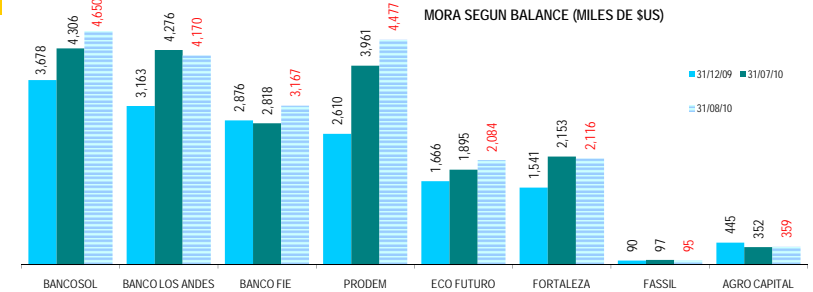
ENTIDAD	CARTERA BRUTA			VARIACION MES		VARIACION Dic/09-Ago/10	
	31/12/09	31/07/10	31/08/10	MONTO	%	MONTO	%
BANCOSOL	351,824	391,775	400,919	9,144	2.3%	49,095	14.0%
BANCO LOS ANDES	372,804	385,906	385,790	-116	0.0%	12,986	3.5%
BANCO FIE	313,540	354,726	366,821	12,095	3.4%	53,281	17.0%
PRODEM	299,049	332,031	338,773	6,742	2.0%	39,723	13.3%
ECO FUTURO	92,533	99,582	100,217	635	0.6%	7,684	8.3%
FORTALEZA	55,262	60,628	62,166	1,538	2.5%	6,904	12.5%
FASSIL	43,193	64,964	70,039	5,076	7.8%	26,847	62.2%
AGRO CAPITAL	26,134	23,429	22,569	-861	-3.7%	-3,566	-13.6%
TOTAL ASOFIN	1,554,338	1,713,041	1,747,294	34,253	2.0%	192,955	12.4%
BANCOS (1)	3,406,622	3,712,549	3,771,688	59,139	1.6%	365,066	10.7%
COOP ABIERTAS	357,444	384,256	390,092	5,836	1.5%	32,648	9.1%
MUTUALES	273,660	291,018	295,716	4,698	1.6%	22,056	8.1%



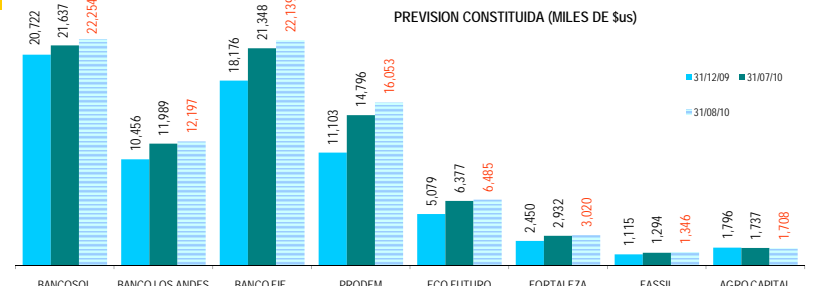
ENTIDAD	N° DE CLIENTES DE CREDITO			VARIACION MES		VARIACION Dic/09-Ago/10	
	31/12/09	31/07/10	31/08/10	N°	%	N°	%
BANCOSOL	129,705	137,752	139,459	1,707	1.2%	9,754	7.5%
BANCO LOS ANDES	101,917	80,676	77,576	-3,100	-3.8%	-24,341	-23.9%
BANCO FIE	124,657	136,413	138,669	2,256	1.7%	14,012	11.2%
PRODEM	104,569	106,112	106,829	717	0.7%	2,260	2.2%
ECO FUTURO	43,486	43,939	43,822	-117	-0.3%	336	0.8%
FORTALEZA	10,371	11,139	11,281	142	1.3%	910	8.8%
FASSIL	14,165	18,070	18,785	715	4.0%	4,620	32.6%
AGRO CAPITAL	21,479	19,290	19,073	-217	-1.1%	-2,406	-11.2%
TOTAL ASOFIN	550,349	553,391	555,494	2,103	0.4%	5,145	0.9%
BANCOS (1)	175,561	S/D	S/D	S/D	S/D	S/D	S/D
COOP ABIERTAS	88,234	S/D	S/D	S/D	S/D	S/D	S/D
MUTUALES	18,602	S/D	S/D	S/D	S/D	S/D	S/D



ENTIDAD	MORA SEGUN BALANCE			VARIACION MES		VARIACION Dic/09-Ago/10	
	31/12/09	31/07/10	31/08/10	MONTO	%	MONTO	%
BANCOSOL	3,678	4,306	4,650	345	8.0%	973	26.5%
BANCO LOS ANDES	3,163	4,276	4,170	-106	-2.5%	1,007	31.8%
BANCO FIE	2,876	2,818	3,167	349	12.4%	291	10.1%
PRODEM	2,610	3,961	4,477	516	13.0%	1,867	71.5%
ECO FUTURO	1,666	1,895	2,084	188	9.9%	417	25.1%
FORTALEZA	1,541	2,153	2,116	-37	-1.7%	575	37.4%
FASSIL	90	97	95	-2	-2.2%	5	5.1%
AGRO CAPITAL	445	352	359	8	2.1%	-85	-19.1%
TOTAL ASOFIN	16,068	19,857	21,118	1,260	6.3%	5,050	31.4%
BANCOS (1)	138,954	121,815	119,137	-2,678	-2.2%	-19,817	-14.3%
COOP ABIERTAS	8,391	9,963	10,812	849	8.5%	2,421	28.9%
MUTUALES	11,306	12,193	12,542	349	2.9%	1,236	10.9%



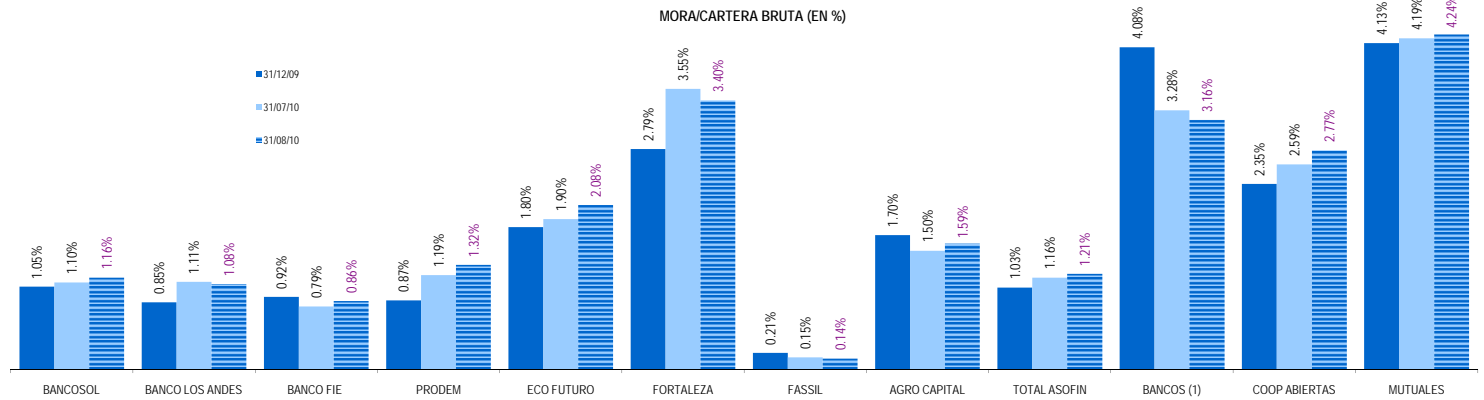
ENTIDAD	PREVISION CONSTITUIDA			VARIACION MES		VARIACION Dic/09-Ago/10	
	31/12/09	31/07/10	31/08/10	MONTO	%	MONTO	%
BANCOSOL	20,722	21,637	22,254	617	2.9%	1,532	7.4%
BANCO LOS ANDES	10,456	11,989	12,197	208	1.7%	1,741	16.7%
BANCO FIE	18,176	21,348	22,139	791	3.7%	3,963	21.8%
PRODEM	11,103	14,796	16,053	1,256	8.5%	4,949	44.6%
ECO FUTURO	5,079	6,377	6,485	108	1.7%	1,406	27.7%
FORTALEZA	2,450	2,932	3,020	88	3.0%	570	23.3%
FASSIL	1,115	1,294	1,346	52	4.0%	231	20.7%
AGRO CAPITAL	1,796	1,737	1,708	-29	-1.7%	-88	-4.9%
TOTAL ASOFIN	70,898	82,109	85,202	3,093	3.8%	14,303	20.2%
BANCOS (1)	220,271	195,867	199,337	3,470	1.8%	-20,934	-9.5%
COOP ABIERTAS	31,777	33,244	33,592	348	1.0%	1,815	5.7%
MUTUALES	32,371	33,360	33,380	20	0.1%	1,009	3.1%



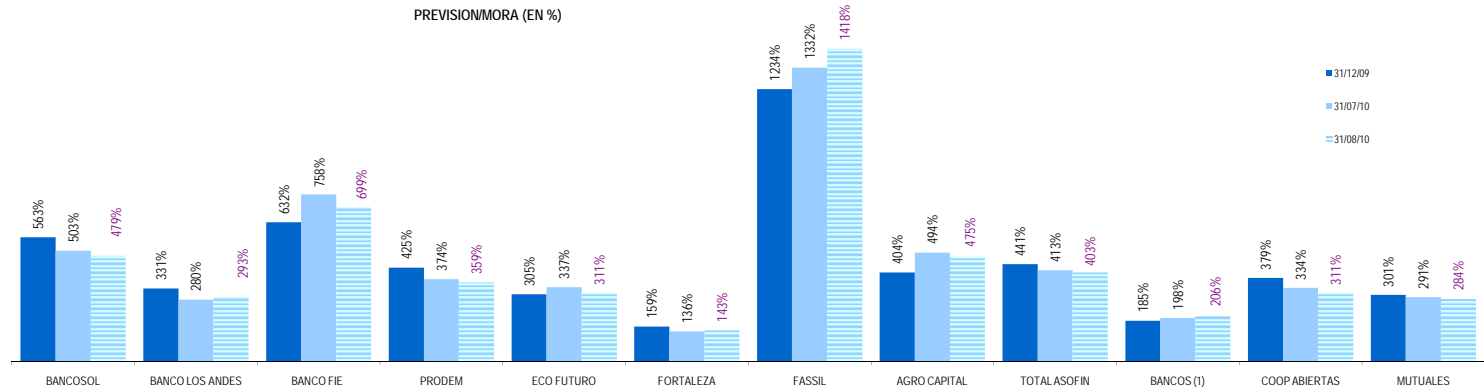
EVOLUCION POR ENTIDAD DE LOS PRINCIPALES INDICADORES, EN %:

ENTIDAD	MORA / CARTERA BRUTA			PREVISION / MORA			RESULTADO / PATRIMONIO		
	31/12/09	31/07/10	31/08/10	31/12/09	31/07/10	31/08/10	31/12/09	31/07/10	31/08/10
BANCOSOL	1.05%	1.10%	1.16%	563.5%	502.5%	478.5%	38.3%	31.2%	31.6%
BANCO LOS ANDES	0.85%	1.11%	1.08%	330.6%	280.4%	292.5%	14.5%	18.3%	18.4%
BANCO FIE	0.92%	0.79%	0.86%	632.0%	757.6%	699.1%	19.3%	20.0%	20.2%
PRODEM	0.87%	1.19%	1.32%	425.4%	373.6%	358.6%	17.6%	23.4%	23.8%
ECO FUTURO	1.80%	1.90%	2.08%	304.9%	336.5%	311.2%	11.2%	24.0%	24.8%
FORTALEZA	2.79%	3.55%	3.40%	159.1%	136.2%	142.7%	8.3%	14.2%	16.8%
FASSIL	0.21%	0.15%	0.14%	1234.1%	1332.4%	1417.6%	0.0%	4.7%	5.4%
AGRO CAPITAL	1.70%	1.50%	1.59%	404.0%	493.6%	475.1%	3.5%	2.7%	2.7%
TOTAL ASOFIN	1.03%	1.16%	1.21%	441.2%	413.5%	403.5%	18.5%	20.9%	21.3%
BANCOS (1)	4.08%	3.28%	3.16%	185.0%	197.5%	205.7%	21.6%	16.7%	16.7%
COOP ABIERTAS	2.35%	2.59%	2.77%	378.7%	333.7%	310.7%	8.1%	9.9%	10.2%
MUTUALES	4.13%	4.19%	4.24%	301.4%	291.2%	283.9%	8.2%	8.8%	8.9%

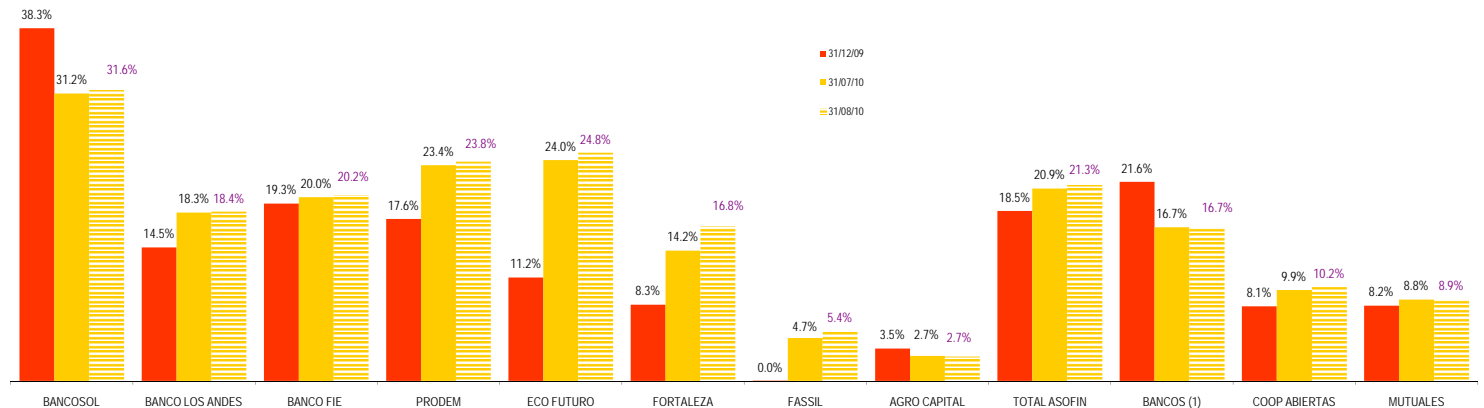
MORA/CARTERA BRUTA (EN %)



PREVISION/MORA (EN %)



ROE



(1) En Bancos no se incluye a BANCOSOL, BANCO LOS ANDES PROCREDIT y BANCO FIE por ser entidades especializadas en microfinanzas