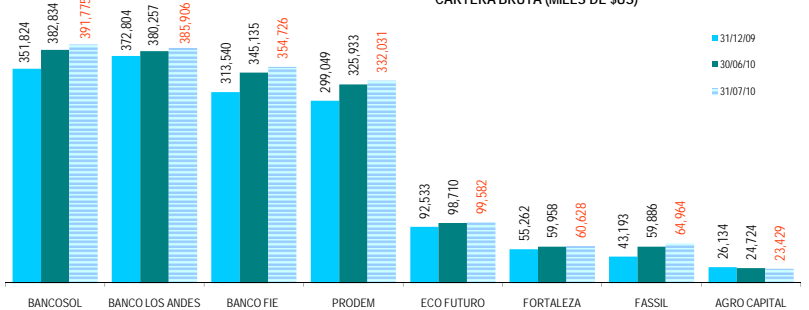


EVOLUCION POR ENTIDAD (CIFRAS EN MILES DE DOLARES)

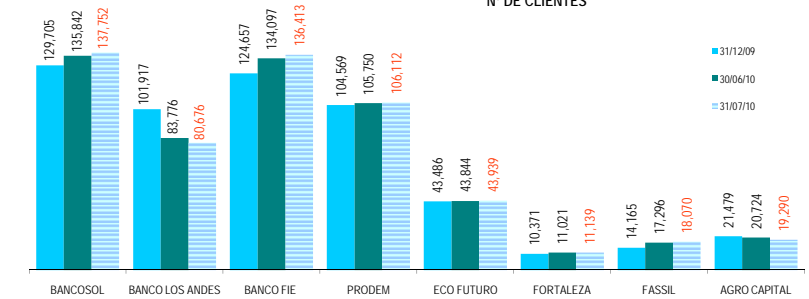
ENTIDAD	CARTERA BRUTA			VARIACION MES		VARIACION Dic09-Jul10	
	31/12/09	30/06/10	31/07/10	MONTO	%	MONTO	%
BANCOSOL	351,824	382,834	391,775	8,941	2.3%	39,951	11.4%
BANCO LOS ANDES	372,804	380,257	385,906	5,649	1.5%	13,102	3.5%
BANCO FIE	313,540	345,135	354,726	9,590	2.8%	41,186	13.1%
PRODEM	299,049	325,933	332,031	6,098	1.9%	32,982	11.0%
ECO FUTURO	92,533	98,710	99,582	872	0.9%	7,050	7.6%
FORTALEZA	55,262	59,958	60,628	670	1.1%	5,366	9.7%
FASSIL	43,193	59,886	64,964	5,078	8.5%	21,771	50.4%
AGRO CAPITAL	26,134	24,724	23,429	-1,294	-5.2%	-2,705	-10.3%
TOTAL ASOFIN	1,554,338	1,677,437	1,713,041	35,604	2.1%	158,703	10.2%
BANCOS (1)	3,406,622	3,640,885	3,712,549	71,665	2.0%	305,927	9.0%
COOP ABIERTAS	357,444	377,965	384,256	6,290	1.7%	26,812	7.5%
MUTUALES	273,660	288,525	291,018	2,493	0.9%	17,358	6.3%

CARTERA BRUTA (MILES DE \$US)



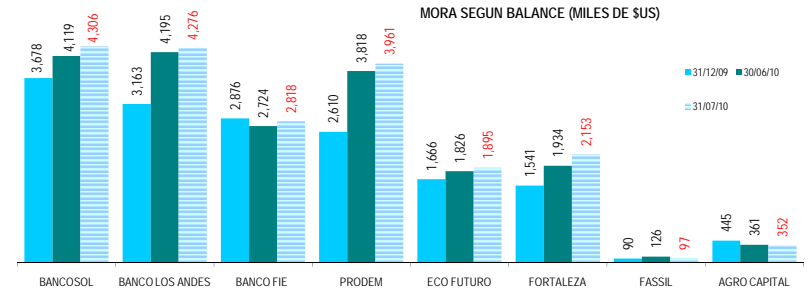
ENTIDAD	N° DE CLIENTES DE CREDITO			VARIACION MES		VARIACION Dic09-Jul10	
	31/12/09	30/06/10	31/07/10	N°	%	N°	%
BANCOSOL	129,705	135,842	137,752	1,910	1.4%	8,047	6.2%
BANCO LOS ANDES	101,917	83,776	80,676	-3,100	-3.7%	-21,241	-20.8%
BANCO FIE	124,657	134,097	136,413	2,316	1.7%	11,756	9.4%
PRODEM	104,569	105,750	106,112	362	0.3%	1,543	1.5%
ECO FUTURO	43,486	43,844	43,939	95	0.2%	453	1.0%
FORTALEZA	10,371	11,021	11,139	118	1.1%	768	7.4%
FASSIL	14,165	17,296	18,070	774	4.5%	3,905	27.6%
AGRO CAPITAL	21,479	20,724	19,290	-1,434	-6.9%	-2,189	-10.2%
TOTAL ASOFIN	550,349	552,350	553,391	1,041	0.2%	3,042	0.6%
BANCOS (1)	175,561	181,047	S/D	S/D	S/D	S/D	S/D
COOP ABIERTAS	88,234	89,650	S/D	S/D	S/D	S/D	S/D
MUTUALES	18,602	18,800	S/D	S/D	S/D	S/D	S/D

N° DE CLIENTES



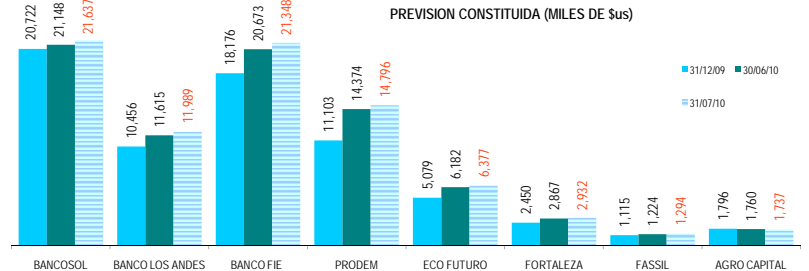
ENTIDAD	MORA SEGUN BALANCE			VARIACION MES		VARIACION Dic09-Jul10	
	31/12/09	30/06/10	31/07/10	MONTO	%	MONTO	%
BANCOSOL	3,678	4,119	4,306	187	4.5%	628	17.1%
BANCO LOS ANDES	3,163	4,195	4,276	81	1.9%	1,113	35.2%
BANCO FIE	2,876	2,724	2,818	94	3.4%	-58	-2.0%
PRODEM	2,610	3,818	3,961	143	3.7%	1,351	51.7%
ECO FUTURO	1,666	1,826	1,895	69	3.8%	229	13.7%
FORTALEZA	1,541	1,934	2,153	219	11.3%	613	39.8%
FASSIL	90	126	97	-29	-23.1%	7	7.4%
AGRO CAPITAL	445	361	352	-9	-2.6%	-93	-20.8%
TOTAL ASOFIN	16,068	19,104	19,857	754	3.9%	3,789	23.6%
BANCOS (1)	138,954	136,599	121,815	-14,784	-10.8%	-17,139	-12.3%
COOP ABIERTAS	8,391	9,818	9,963	144	1.5%	1,572	18.7%
MUTUALES	11,306	12,091	12,193	102	0.8%	886	7.8%

MORA SEGUN BALANCE (MILES DE \$US)



ENTIDAD	PREVISION CONSTITUIDA			VARIACION MES		VARIACION Dic09-Jul10	
	31/12/09	30/06/10	31/07/10	MONTO	%	MONTO	%
BANCOSOL	20,722	21,148	21,637	489	2.3%	915	4.4%
BANCO LOS ANDES	10,456	11,615	11,989	374	3.2%	1,533	14.7%
BANCO FIE	18,176	20,673	21,348	674	3.3%	3,171	17.4%
PRODEM	11,103	14,374	14,796	422	2.9%	3,693	33.3%
ECO FUTURO	5,079	6,182	6,377	195	3.1%	1,298	25.5%
FORTALEZA	2,450	2,867	2,932	65	2.3%	482	19.7%
FASSIL	1,115	1,224	1,294	70	5.7%	178	16.0%
AGRO CAPITAL	1,796	1,760	1,737	-24	-1.3%	-59	-3.3%
TOTAL ASOFIN	70,898	79,843	82,109	2,266	2.8%	11,211	15.8%
BANCOS (1)	220,271	210,549	195,867	-14,681	-7.0%	-24,403	-11.1%
COOP ABIERTAS	31,777	32,949	33,244	295	0.9%	1,467	4.6%
MUTUALES	32,371	33,398	33,360	-38	-0.1%	989	3.1%

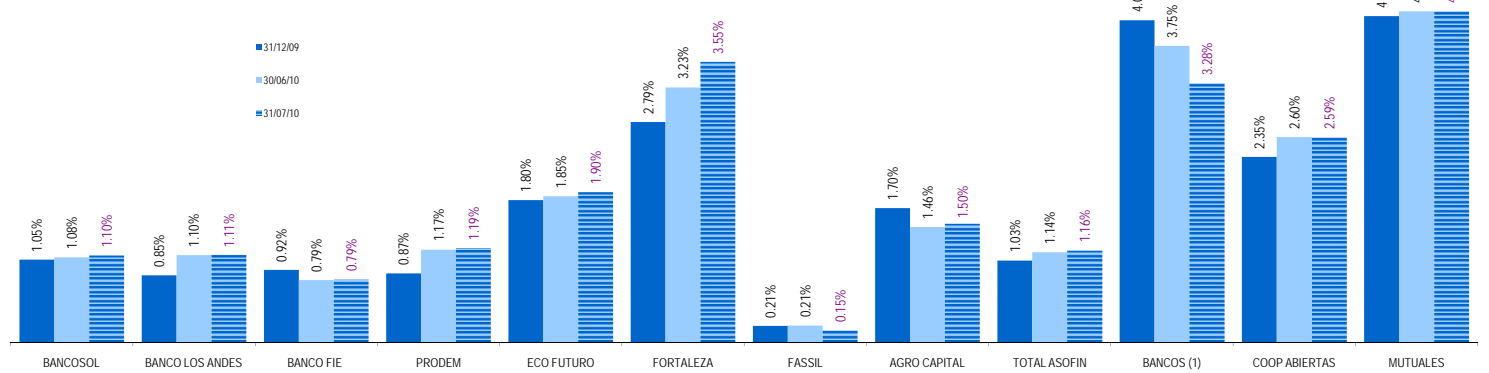
PREVISION CONSTITUIDA (MILES DE \$US)



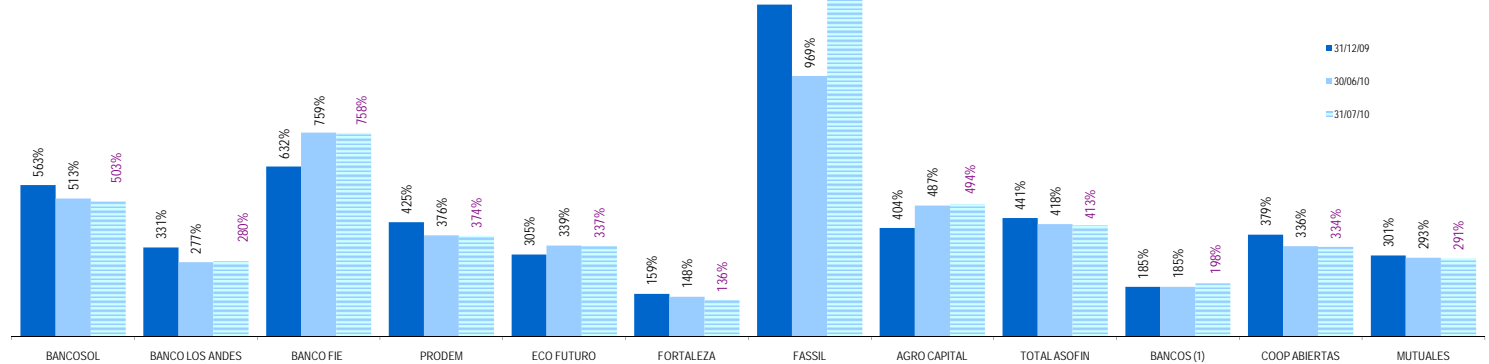
EVOLUCION POR ENTIDAD DE LOS PRINCIPALES INDICADORES, EN %:

ENTIDAD	MORA / CARTERA BRUTA			PREVISION / MORA			RESULTADO / PATRIMONIO		
	31/12/09	30/06/10	31/07/10	31/12/09	30/06/10	31/07/10	31/12/09	30/06/10	31/07/10
BANCOSOL	1.05%	1.08%	1.10%	563.5%	513.5%	502.5%	38.3%	31.0%	31.2%
BANCO LOS ANDES	0.85%	1.10%	1.11%	330.6%	276.9%	280.4%	14.5%	18.4%	18.3%
BANCO FIE	0.92%	0.79%	0.79%	632.0%	758.9%	757.6%	19.3%	19.9%	20.0%
PRODEM	0.87%	1.17%	1.19%	425.4%	376.5%	373.6%	17.6%	22.8%	23.4%
ECO FUTURO	1.80%	1.85%	1.90%	304.9%	338.6%	336.5%	11.2%	23.6%	24.0%
FORTALEZA	2.79%	3.23%	3.55%	159.1%	148.2%	136.2%	8.3%	13.7%	14.2%
FASSIL	0.21%	0.21%	0.15%	1234.1%	969.5%	1332.4%	0.0%	4.4%	4.7%
AGRO CAPITAL	1.70%	1.46%	1.50%	404.0%	487.1%	493.6%	3.5%	2.8%	2.7%
TOTAL ASOFIN	1.03%	1.14%	1.16%	441.2%	417.9%	413.5%	18.5%	20.7%	20.9%
BANCOS (1)	4.08%	3.75%	3.28%	185.0%	185.3%	197.5%	21.6%	15.3%	16.7%
COOP ABIERTAS	2.35%	2.60%	2.59%	378.7%	335.6%	333.7%	8.1%	9.9%	9.9%
MUTUALES	4.13%	4.19%	4.19%	301.4%	293.3%	291.2%	8.2%	8.6%	8.8%

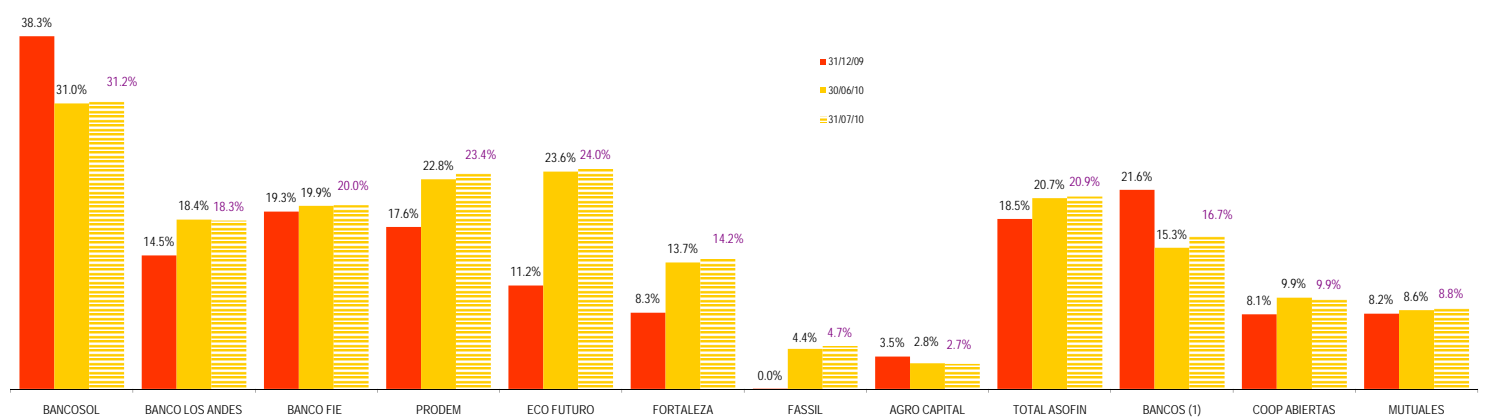
MORA/CARTERA BRUTA (EN %)



PREVISION/MORA (EN %)



ROE



(1) En Bancos no se incluye a BANCOSOL, BANCO LOS ANDES PROCREDIT y BANCO FIE por ser entidades especializadas en microfinanzas