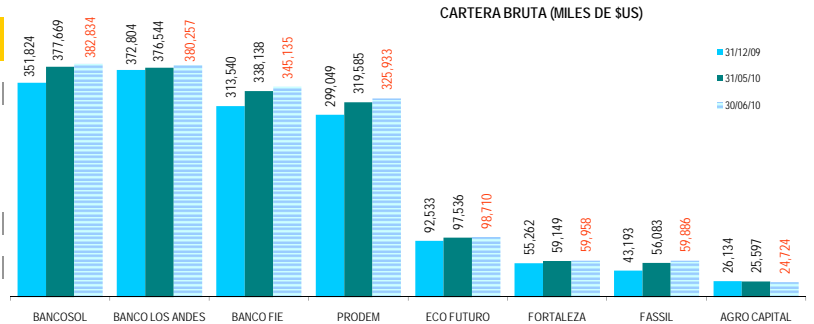
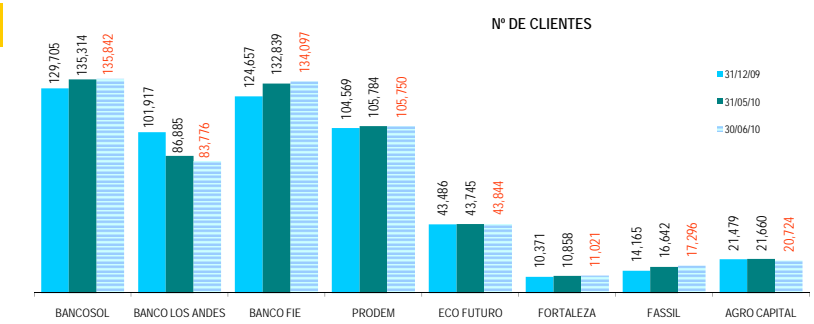


EVOLUCION POR ENTIDAD (CIFRAS EN MILES DE DOLARES)

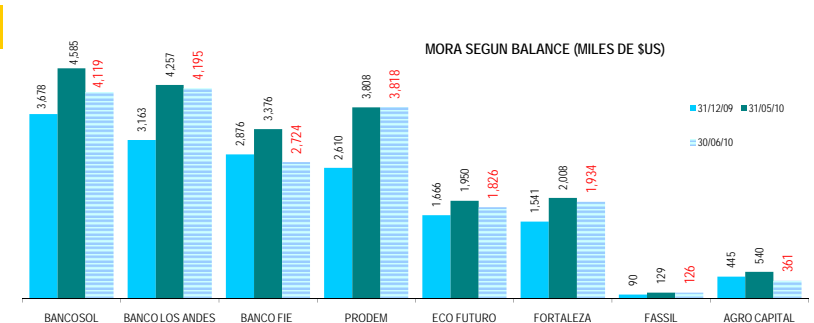
ENTIDAD	CARTERA BRUTA			VARIACION MES		VARIACION Dic09-Jun10	
	31/12/09	31/05/10	30/06/10	MONTO	%	MONTO	%
BANCOSOL	351,824	377,669	382,834	5,165	1.4%	31,010	8.8%
BANCO LOS ANDES	372,804	376,544	380,257	3,712	1.0%	7,453	2.0%
BANCO FIE	313,540	338,138	345,135	6,997	2.1%	31,596	10.1%
PRODEM	299,049	319,585	325,933	6,349	2.0%	26,884	9.0%
ECO FUTURO	92,533	97,536	98,710	1,174	1.2%	6,177	6.7%
FORTALEZA	55,262	59,149	59,958	809	1.4%	4,696	8.5%
FASSIL	43,193	56,083	59,886	3,803	6.8%	16,694	38.6%
AGRO CAPITAL	26,134	25,597	24,724	-873	-3.4%	-1,410	-5.4%
TOTAL ASOFIN	1,554,338	1,650,302	1,677,437	27,135	1.6%	123,099	7.9%
BANCOS (1)	3,406,622	3,593,639	3,640,885	47,245	1.3%	234,262	6.9%
COOP ABIERTAS	357,444	372,187	377,965	5,778	1.6%	20,521	5.7%
MUTUALES	273,660	284,766	288,525	3,759	1.3%	14,865	5.4%



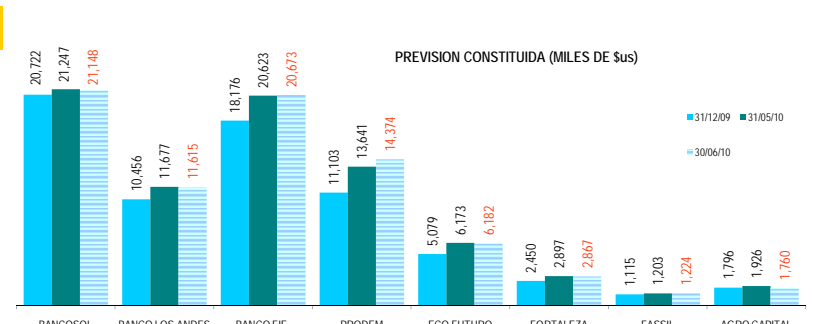
ENTIDAD	N° DE CLIENTES DE CREDITO			VARIACION MES		VARIACION Dic09-Jun10	
	31/12/09	31/05/10	30/06/10	N°	%	N°	%
BANCOSOL	129,705	135,314	135,842	528	0.4%	6,137	4.7%
BANCO LOS ANDES	101,917	86,885	83,776	-3,109	-3.6%	-18,141	-17.8%
BANCO FIE	124,657	132,839	134,097	1,258	0.9%	9,440	7.6%
PRODEM	104,569	105,784	105,750	-34	0.0%	1,181	1.1%
ECO FUTURO	43,486	43,745	43,844	99	0.2%	358	0.8%
FORTALEZA	10,371	10,858	11,021	163	1.5%	650	6.3%
FASSIL	14,165	16,642	17,296	654	3.9%	3,131	22.1%
AGRO CAPITAL	21,479	21,660	20,724	-936	-4.3%	-755	-3.5%
TOTAL ASOFIN	550,349	553,727	552,350	-1,377	-0.2%	2,001	0.4%
BANCOS (1)	175,561	S/D	181,047	S/D	S/D	5,486	3.1%
COOP ABIERTAS	88,234	S/D	89,650	S/D	S/D	1,416	1.6%
MUTUALES	18,602	S/D	18,800	S/D	S/D	198	1.1%



ENTIDAD	MORA SEGUN BALANCE			VARIACION MES		VARIACION Dic09-Jun10	
	31/12/09	31/05/10	30/06/10	MONTO	%	MONTO	%
BANCOSOL	3,678	4,585	4,119	-466	-10.2%	441	12.0%
BANCO LOS ANDES	3,163	4,257	4,195	-62	-1.5%	1,032	32.6%
BANCO FIE	2,876	3,376	2,724	-652	-19.3%	-152	-5.3%
PRODEM	2,610	3,808	3,818	10	0.3%	1,208	46.3%
ECO FUTURO	1,666	1,950	1,826	-124	-6.4%	160	9.6%
FORTALEZA	1,541	2,008	1,934	-73	-3.7%	394	25.6%
FASSIL	90	129	126	-2	-1.8%	36	39.7%
AGRO CAPITAL	445	540	361	-178	-33.0%	-83	-18.7%
TOTAL ASOFIN	16,068	20,652	19,104	-1,548	-7.5%	3,036	18.9%
BANCOS (1)	138,954	151,572	136,599	-14,973	-9.9%	-2,355	-1.7%
COOP ABIERTAS	8,391	10,710	9,818	-891	-8.3%	1,427	17.0%
MUTUALES	11,306	12,303	12,091	-212	-1.7%	785	6.9%



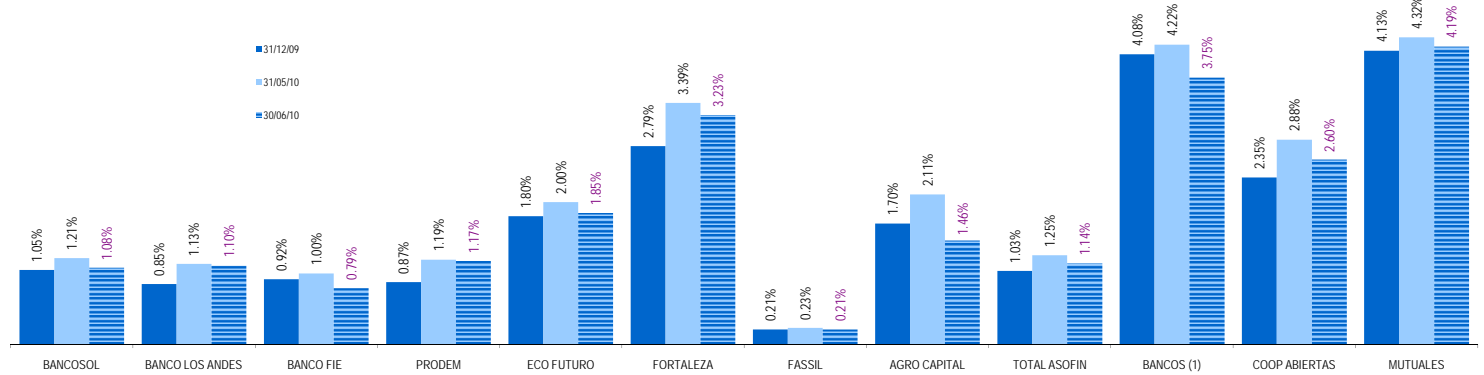
ENTIDAD	PREVISION CONSTITUIDA			VARIACION MES		VARIACION Dic09-Jun10	
	31/12/09	31/05/10	30/06/10	MONTO	%	MONTO	%
BANCOSOL	20,722	21,247	21,148	-99	-0.5%	426	2.1%
BANCO LOS ANDES	10,456	11,677	11,615	-62	-0.5%	1,159	11.1%
BANCO FIE	18,176	20,623	20,673	50	0.2%	2,497	13.7%
PRODEM	11,103	13,641	14,374	733	5.4%	3,271	29.5%
ECO FUTURO	5,079	6,173	6,182	9	0.2%	1,103	21.7%
FORTALEZA	2,450	2,897	2,867	-29	-1.0%	417	17.0%
FASSIL	1,115	1,203	1,224	21	1.7%	109	9.7%
AGRO CAPITAL	1,796	1,926	1,760	-166	-8.6%	-36	-2.0%
TOTAL ASOFIN	70,898	79,386	79,843	457	0.6%	8,945	12.6%
BANCOS (1)	220,271	216,240	210,549	-5,691	-2.6%	-9,722	-4.4%
COOP ABIERTAS	31,777	32,947	32,949	2	0.0%	1,172	3.7%
MUTUALES	32,371	33,484	33,398	-86	-0.3%	1,027	3.2%



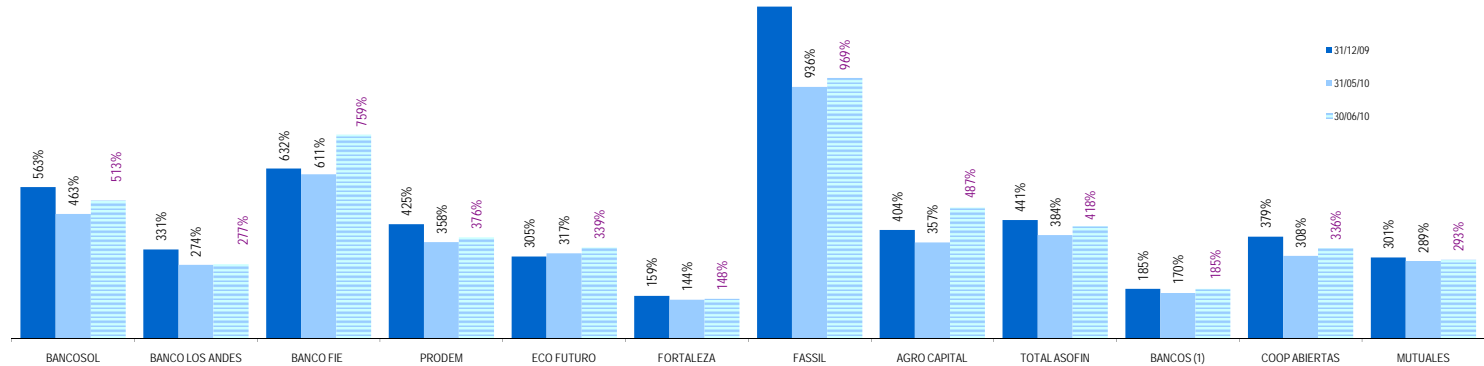
EVOLUCION POR ENTIDAD DE LOS PRINCIPALES INDICADORES, EN %:

ENTIDAD	MORA / CARTERA BRUTA			PREVISION / MORA			RESULTADO / PATRIMONIO		
	31/12/09	31/05/10	30/06/10	31/12/09	31/05/10	30/06/10	31/12/09	31/05/10	30/06/10
BANCOSOL	1.05%	1.21%	1.08%	563.5%	463.4%	513.5%	38.3%	32.6%	31.0%
BANCO LOS ANDES	0.85%	1.13%	1.10%	330.6%	274.3%	276.9%	14.5%	18.9%	18.4%
BANCO FIE	0.92%	1.00%	0.79%	632.0%	610.8%	758.9%	19.3%	19.7%	19.9%
PRODEM	0.87%	1.19%	1.17%	425.4%	358.2%	376.5%	17.6%	22.1%	22.8%
ECO FUTURO	1.80%	2.00%	1.85%	304.9%	316.6%	338.6%	11.2%	21.0%	23.6%
FORTALEZA	2.79%	3.39%	3.23%	159.1%	144.3%	148.2%	8.3%	13.3%	13.7%
FASSIL	0.21%	0.23%	0.21%	1234.1%	936.4%	969.5%	0.0%	3.9%	4.4%
AGRO CAPITAL	1.70%	2.11%	1.46%	404.0%	357.9%	487.1%	3.5%	2.9%	2.8%
TOTAL ASOFIN	1.03%	1.25%	1.14%	441.2%	384.4%	417.9%	18.5%	20.8%	20.7%
BANCOS (1)	4.08%	4.22%	3.75%	185.0%	169.8%	185.3%	21.6%	15.2%	15.3%
COOP ABIERTAS	2.35%	2.88%	2.60%	378.7%	307.6%	335.6%	8.1%	9.3%	9.9%
MUTUALES	4.13%	4.32%	4.19%	301.4%	288.5%	293.3%	8.2%	9.1%	8.6%

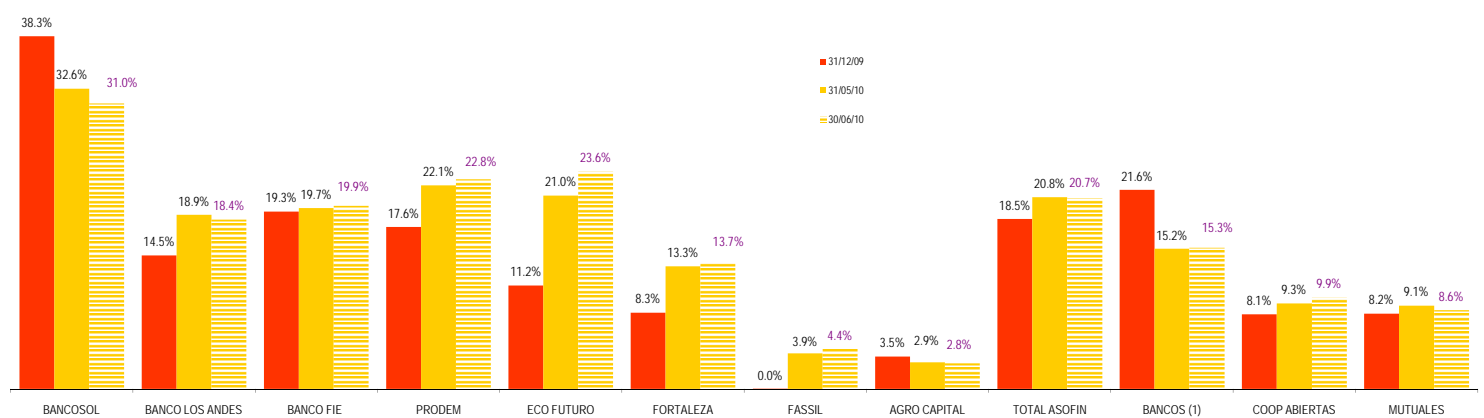
MORA/CARTERA BRUTA (EN %)



PREVISION/MORA (EN %)



ROE



(1) En Bancos no se incluye a BANCOSOL, BANCO LOS ANDES PROCREDIT y BANCO FIE por ser entidades especializadas en microfinanzas