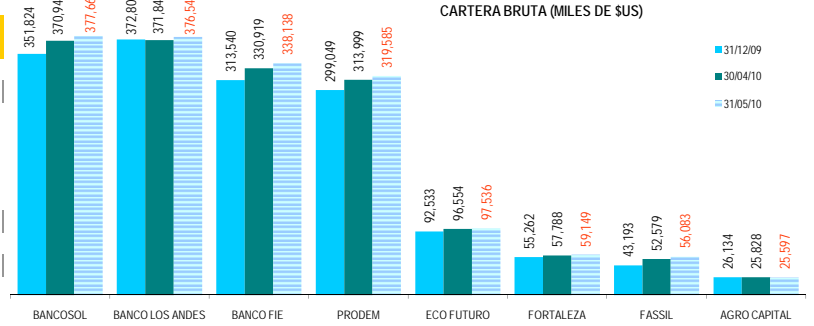
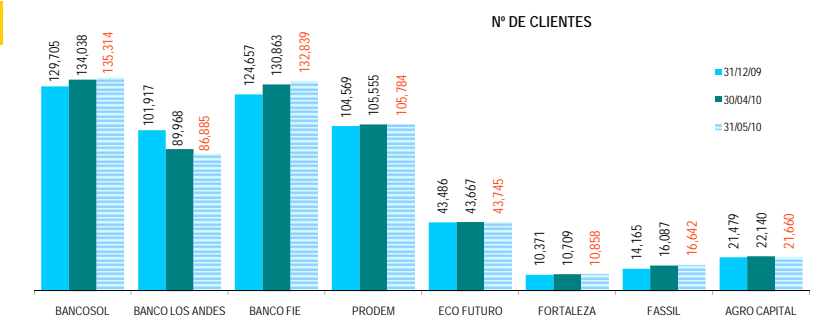


EVOLUCION POR ENTIDAD (CIFRAS EN MILES DE DOLARES)

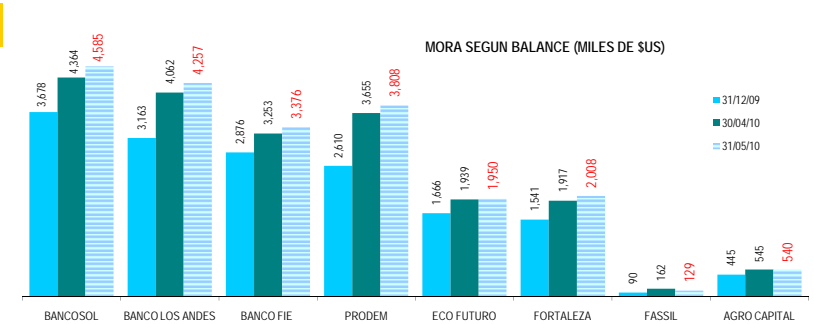
ENTIDAD	CARTERA BRUTA			VARIACION MES		VARIACION Dic/09-May/10	
	31/12/09	30/04/10	31/05/10	MONTO	%	MONTO	%
BANCOSOL	351,824	370,949	377,669	6,719	1.8%	25,844	7.3%
BANCO LOS ANDES	372,804	371,849	376,544	4,696	1.3%	3,741	1.0%
BANCO FIE	313,540	330,919	338,138	7,219	2.2%	24,598	7.8%
PRODEM	299,049	313,999	319,585	5,585	1.8%	20,535	6.9%
ECO FUTURO	92,533	96,554	97,536	982	1.0%	5,004	5.4%
FORTALEZA	55,262	57,788	59,149	1,361	2.4%	3,888	7.0%
FASSIL	43,193	52,579	56,083	3,504	6.7%	12,891	29.8%
AGRO CAPITAL	26,134	25,828	25,597	-231	-0.9%	-537	-2.1%
TOTAL ASOFIN	1,554,338	1,620,466	1,650,302	29,836	1.8%	95,964	6.2%
BANCOS (1)	3,406,622	3,512,609	3,593,639	81,031	2.3%	187,017	5.5%
COOP.ABIERTAS	357,444	369,310	372,187	2,877	0.8%	14,743	4.1%
MUTUALES	273,660	280,926	284,766	3,839	1.4%	11,106	4.1%



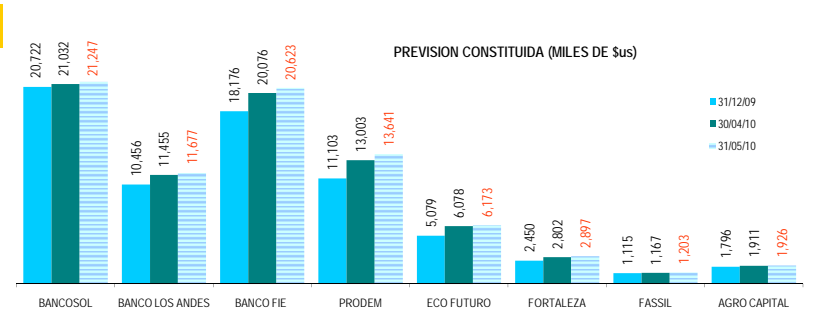
ENTIDAD	N° DE CLIENTES DE CREDITO			VARIACION MES		VARIACION Dic/09-May/10	
	31/12/09	30/04/10	31/05/10	N°	%	N°	%
BANCOSOL	129,705	134,038	135,314	1,276	1.0%	5,609	4.3%
BANCO LOS ANDES	101,917	89,968	86,885	-3,083	-3.4%	-15,032	-14.7%
BANCO FIE	124,657	130,863	132,839	1,976	1.5%	8,182	6.6%
PRODEM	104,569	105,555	105,784	229	0.2%	1,215	1.2%
ECO FUTURO	43,486	43,667	43,745	78	0.2%	259	0.6%
FORTALEZA	10,371	10,709	10,858	149	1.4%	487	4.7%
FASSIL	14,165	16,087	16,642	555	3.4%	2,477	17.5%
AGRO CAPITAL	21,479	22,140	21,660	-480	-2.2%	181	0.8%
TOTAL ASOFIN	550,349	553,027	553,727	700	0.1%	3,378	0.6%
BANCOS (1)	175,561	S/D	S/D	S/D	S/D	# VALORI	# VALORI
COOP.ABIERTAS	88,234	S/D	S/D	S/D	S/D	# VALORI	# VALORI
MUTUALES	18,602	S/D	S/D	S/D	S/D	# VALORI	# VALORI



ENTIDAD	MORA SEGUN BALANCE			VARIACION MES		VARIACION Dic/09-May/10	
	31/12/09	30/04/10	31/05/10	MONTO	%	MONTO	%
BANCOSOL	3,678	4,364	4,585	220	5.1%	907	24.7%
BANCO LOS ANDES	3,163	4,062	4,257	196	4.8%	1,094	34.6%
BANCO FIE	2,876	3,253	3,376	124	3.8%	501	17.4%
PRODEM	2,610	3,655	3,808	152	4.2%	1,197	45.9%
ECO FUTURO	1,666	1,939	1,950	10	0.5%	284	17.0%
FORTALEZA	1,541	1,917	2,008	91	4.7%	467	30.3%
FASSIL	90	162	129	-33	-20.5%	38	42.2%
AGRO CAPITAL	445	545	540	-5	-0.9%	95	21.4%
TOTAL ASOFIN	16,068	19,897	20,652	755	3.8%	4,584	28.5%
BANCOS (1)	138,954	146,560	151,572	5,012	3.4%	12,618	9.1%
COOP.ABIERTAS	8,391	10,061	10,710	649	6.4%	2,319	27.6%
MUTUALES	11,306	12,583	12,303	-280	-2.2%	997	8.8%



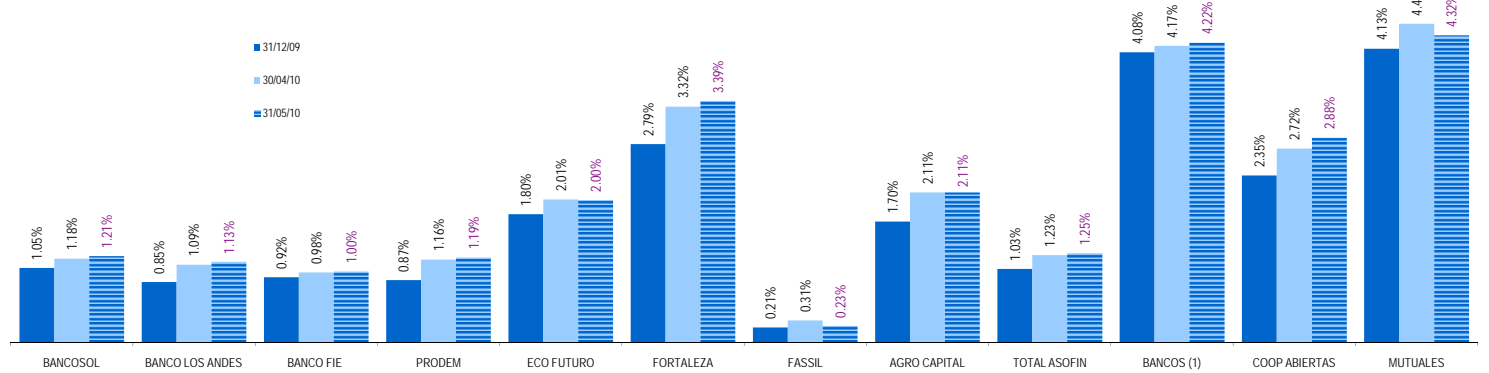
ENTIDAD	PREVISION CONSTITUIDA			VARIACION MES		VARIACION Dic/09-May/10	
	31/12/09	30/04/10	31/05/10	MONTO	%	MONTO	%
BANCOSOL	20,722	21,032	21,247	215	1.0%	525	2.5%
BANCO LOS ANDES	10,456	11,455	11,677	221	1.9%	1,221	11.7%
BANCO FIE	18,176	20,076	20,623	547	2.7%	2,447	13.5%
PRODEM	11,103	13,003	13,641	638	4.9%	2,538	22.9%
ECO FUTURO	5,079	6,078	6,173	95	1.6%	1,093	21.5%
FORTALEZA	2,450	2,802	2,897	95	3.4%	446	18.2%
FASSIL	1,115	1,167	1,203	36	3.1%	88	7.9%
AGRO CAPITAL	1,796	1,911	1,926	15	0.8%	130	7.2%
TOTAL ASOFIN	70,898	77,524	79,386	1,861	2.4%	8,488	12.0%
BANCOS (1)	220,271	208,852	216,240	7,387	3.5%	-4,031	-1.8%
COOP.ABIERTAS	31,777	32,955	32,947	-8	0.0%	1,170	3.7%
MUTUALES	32,371	33,358	33,484	126	0.4%	1,113	3.4%



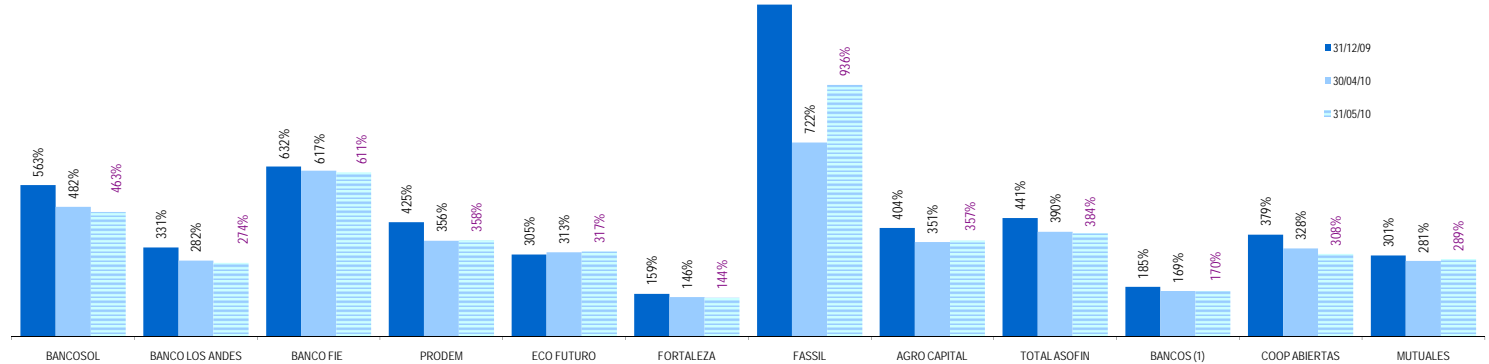
EVOLUCION POR ENTIDAD DE LOS PRINCIPALES INDICADORES, EN %:

ENTIDAD	MORA / CARTERA BRUTA			PREVISION / MORA			RESULTADO / PATRIMONIO		
	31/12/09	30/04/10	31/05/10	31/12/09	30/04/10	31/05/10	31/12/09	30/04/10	31/05/10
BANCOSOL	1.05%	1.18%	1.21%	563.5%	481.9%	463.4%	38.3%	31.7%	32.6%
BANCO LOS ANDES	0.85%	1.09%	1.13%	330.6%	282.0%	274.3%	14.5%	18.3%	18.9%
BANCO FIE	0.92%	0.98%	1.00%	632.0%	617.2%	610.8%	19.3%	19.2%	19.7%
PRODEM	0.87%	1.16%	1.19%	425.4%	355.7%	358.2%	17.6%	21.0%	22.1%
ECO FUTURO	1.80%	2.01%	2.00%	304.9%	313.4%	316.6%	11.2%	17.1%	21.0%
FORTALEZA	2.79%	3.32%	3.39%	159.1%	146.2%	144.3%	8.3%	12.6%	13.3%
FASSIL	0.21%	0.31%	0.23%	1234.1%	722.0%	936.4%	0.0%	4.7%	3.9%
AGRO CAPITAL	1.70%	2.11%	2.11%	404.0%	350.8%	356.9%	3.5%	2.9%	2.9%
TOTAL ASOFIN	1.03%	1.23%	1.25%	441.2%	389.6%	384.4%	18.5%	20.0%	20.8%
BANCOS (1)	4.08%	4.17%	4.22%	185.0%	169.2%	169.8%	21.6%	17.1%	15.2%
COOP ABIERTAS	2.35%	2.72%	2.88%	378.7%	327.6%	307.6%	8.1%	8.9%	9.3%
MUTUALES	4.13%	4.48%	4.32%	301.4%	280.6%	288.5%	8.2%	9.2%	9.1%

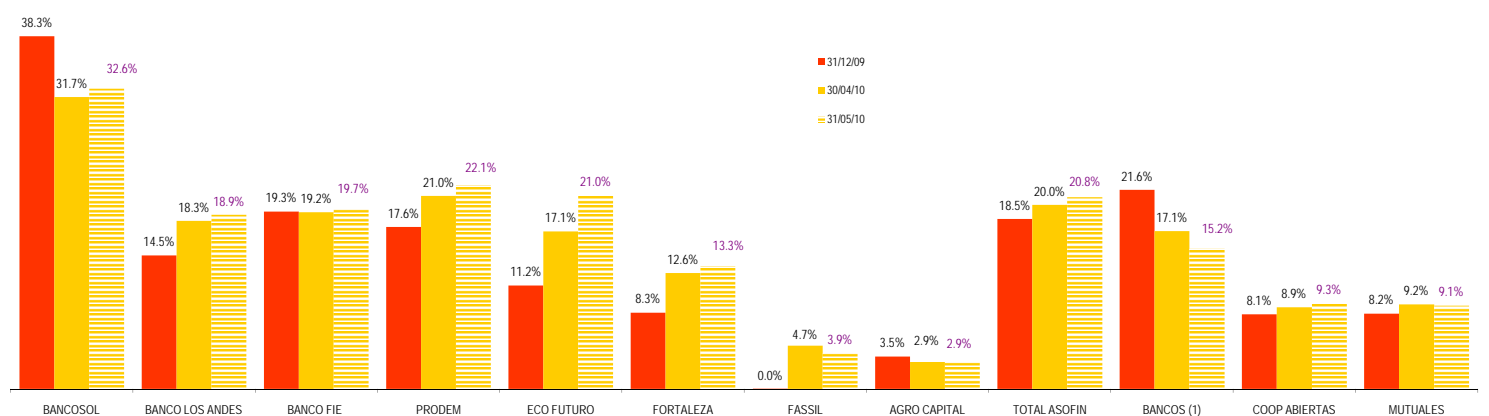
MORA/CARTERA BRUTA (EN %)



PREVISION/MORA (EN %)



ROE



(1) En Bancos no se incluye a BANCOSOL, BANCO LOS ANDES PROCREDIT y BANCO FIE por ser entidades especializadas en microfinanzas