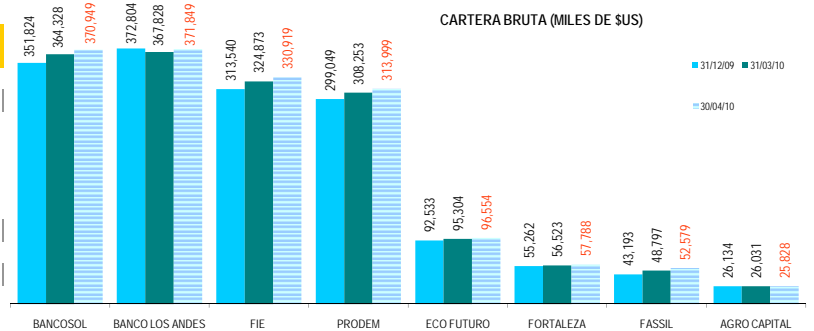
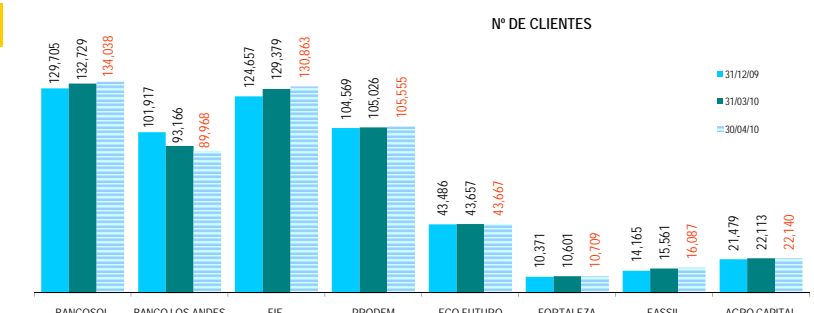


EVOLUCION POR ENTIDAD (CIFRAS EN MILES DE DOLARES)

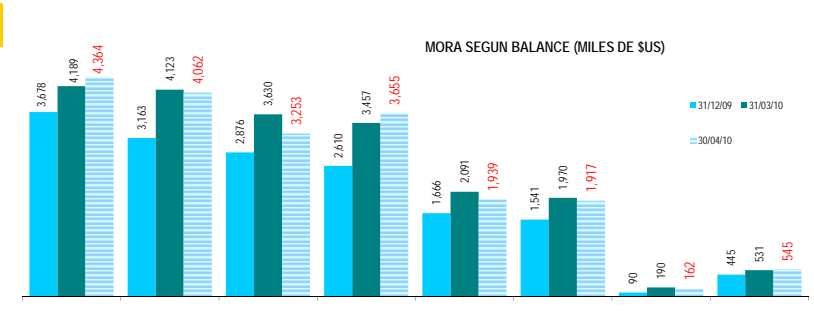
ENTIDAD	CARTERA BRUTA			VARIACION MES		VARIACION Dic09-Abr10	
	31/12/09	31/03/10	30/04/10	MONTO	%	MONTO	%
BANCOSOL	351,824	364,328	370,949	6,621	1.8%	19,125	5.4%
BANCO LOS ANDES	372,804	367,828	371,849	4,021	1.1%	-955	-0.3%
FIE	313,540	324,873	330,919	6,046	1.9%	17,379	5.5%
PRODEM	299,049	308,253	313,999	5,746	1.9%	14,950	5.0%
ECO FUTURO	92,533	95,304	96,554	1,250	1.3%	4,021	4.3%
FORTALEZA	55,262	56,523	57,788	1,266	2.2%	2,527	4.6%
FASSIL	43,193	48,797	52,579	3,783	7.8%	9,387	21.7%
AGRO CAPITAL	26,134	26,031	25,828	-203	-0.8%	-306	-1.2%
TOTAL ASOFIN	1,554,338	1,591,936	1,620,466	28,530	1.8%	66,128	4.3%
BANCOS (1)	3,406,622	3,411,927	3,512,609	100,682	3.0%	105,986	3.1%
COOP.ABIERTAS	357,444	362,730	369,310	6,580	1.8%	11,867	3.3%
MUTUALES	273,660	279,386	280,926	1,541	0.6%	7,267	2.7%



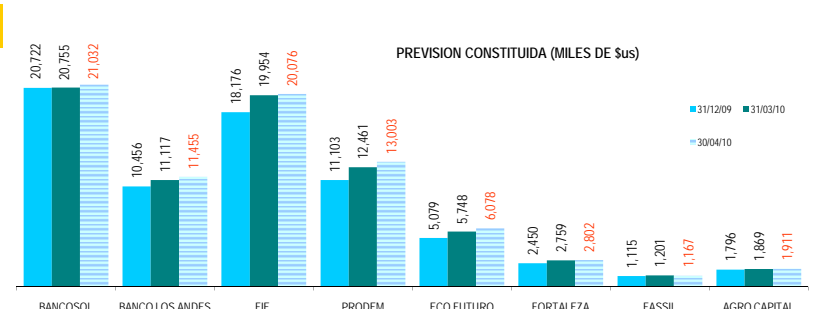
ENTIDAD	N° DE CLIENTES DE CREDITO			VARIACION MES		VARIACION Dic09-Abr10	
	31/12/09	31/03/10	30/04/10	N°	%	N°	%
BANCOSOL	129,705	132,729	134,038	1,309	1.0%	4,333	3.3%
BANCO LOS ANDES	101,917	93,166	89,968	-3,198	-3.4%	-11,949	-11.7%
FIE	124,657	129,379	130,863	1,484	1.1%	6,206	5.0%
PRODEM	104,569	105,026	105,555	529	0.5%	986	0.9%
ECO FUTURO	43,486	43,657	43,667	10	0.0%	181	0.4%
FORTALEZA	10,371	10,601	10,709	108	1.0%	338	3.3%
FASSIL	14,165	15,561	16,087	526	3.4%	1,922	13.6%
AGRO CAPITAL	21,479	22,113	22,140	27	0.1%	661	3.1%
TOTAL ASOFIN	550,349	552,232	553,027	795	0.1%	2,678	0.5%
BANCOS (1)	175,561	179,118	S/D	S/D	S/D	#VALORI	#VALORI
COOP.ABIERTAS	88,234	88,498	S/D	S/D	S/D	#VALORI	#VALORI
MUTUALES	18,602	18,633	S/D	S/D	S/D	#VALORI	#VALORI



ENTIDAD	MORA SEGUN BALANCE			VARIACION MES		VARIACION Dic09-Abr10	
	31/12/09	31/03/10	30/04/10	MONTO	%	MONTO	%
BANCOSOL	3,678	4,189	4,364	176	4.2%	687	18.7%
BANCO LOS ANDES	3,163	4,123	4,062	-62	-1.5%	899	28.4%
FIE	2,876	3,630	3,253	-377	-10.4%	377	13.1%
PRODEM	2,610	3,457	3,655	198	5.7%	1,045	40.0%
ECO FUTURO	1,666	2,091	1,939	-152	-7.3%	273	16.4%
FORTALEZA	1,541	1,970	1,917	-53	-2.7%	376	24.4%
FASSIL	90	190	162	-29	-15.0%	71	78.9%
AGRO CAPITAL	445	531	545	14	2.6%	100	22.6%
TOTAL ASOFIN	16,068	20,181	19,897	-284	-1.4%	3,829	23.8%
BANCOS (1)	138,954	148,079	146,560	-1,519	-1.0%	7,606	5.5%
COOP.ABIERTAS	8,391	10,340	10,061	-279	-2.7%	1,670	19.9%
MUTUALES	11,306	12,778	12,583	-195	-1.5%	1,277	11.3%



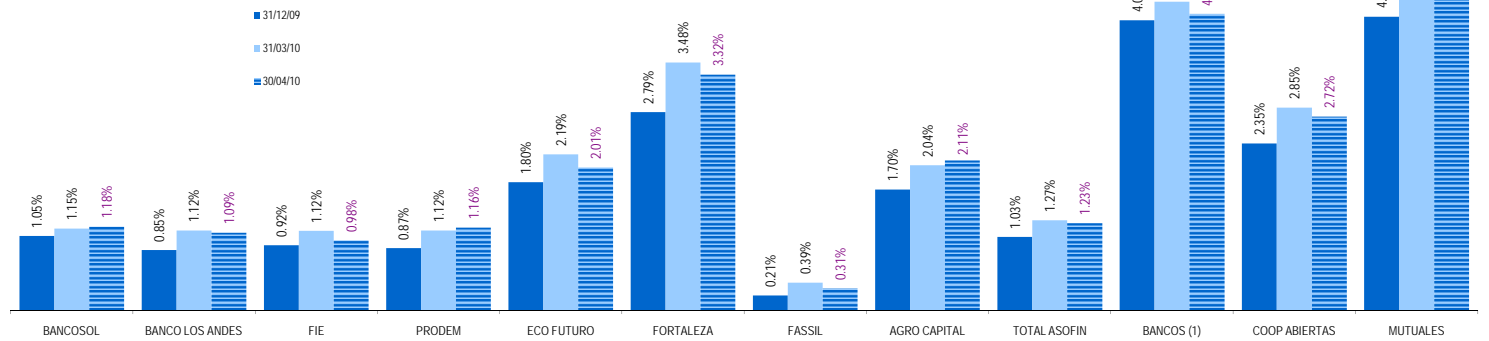
ENTIDAD	PREVISION CONSTITUIDA			VARIACION MES		VARIACION Dic09-Abr10	
	31/12/09	31/03/10	30/04/10	MONTO	%	MONTO	%
BANCOSOL	20,722	20,755	21,032	277	1.3%	310	1.5%
BANCO LOS ANDES	10,456	11,117	11,455	339	3.0%	1,000	9.6%
FIE	18,176	19,954	20,076	122	0.6%	1,900	10.5%
PRODEM	11,103	12,461	13,003	542	4.3%	1,899	17.1%
ECO FUTURO	5,079	5,748	6,078	330	5.7%	999	19.7%
FORTALEZA	2,450	2,759	2,802	43	1.6%	352	14.3%
FASSIL	1,115	1,201	1,167	-33	-2.8%	52	4.7%
AGRO CAPITAL	1,796	1,869	1,911	42	2.3%	115	6.4%
TOTAL ASOFIN	70,898	75,862	77,524	1,662	2.2%	6,626	9.3%
BANCOS (1)	220,271	206,984	208,852	1,868	0.9%	-11,419	-5.2%
COOP.ABIERTAS	31,777	32,632	32,955	322	1.0%	1,178	3.7%
MUTUALES	32,371	33,846	33,358	-488	-1.4%	987	3.0%



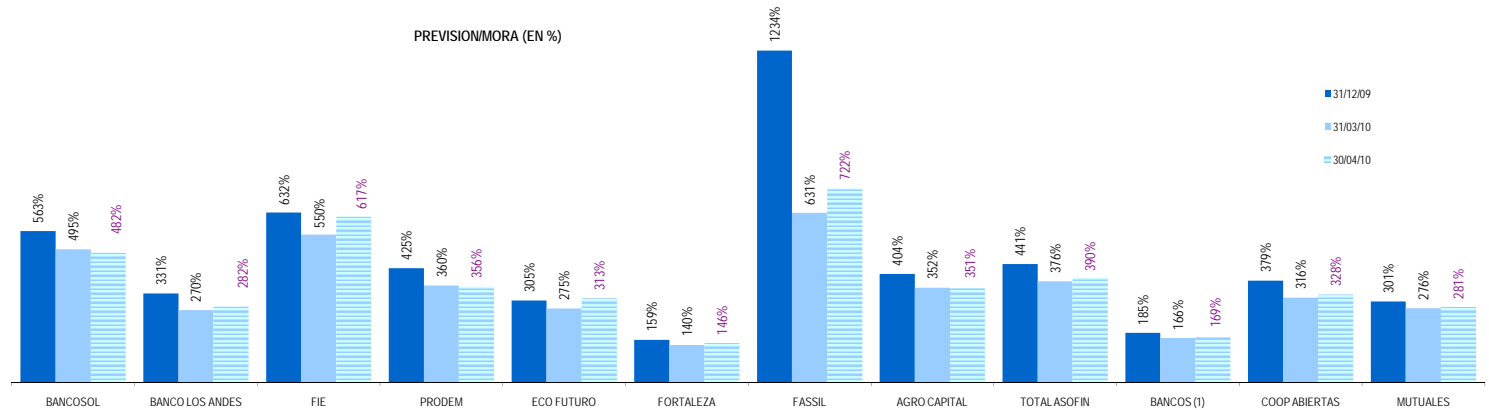
EVOLUCION POR ENTIDAD DE LOS PRINCIPALES INDICADORES, EN %:

ENTIDAD	MORA / CARTERA BRUTA			PREVISION / MORA			RESULTADO / PATRIMONIO		
	31/12/09	31/03/10	30/04/10	31/12/09	31/03/10	30/04/10	31/12/09	31/03/10	30/04/10
BANCOSOL	1.05%	1.15%	1.18%	563.5%	495.5%	481.9%	38.3%	30.7%	31.7%
BANCO LOS ANDES	0.85%	1.12%	1.09%	330.6%	269.6%	282.0%	14.5%	19.0%	18.3%
FIE	0.92%	1.12%	0.98%	632.0%	549.7%	617.2%	19.3%	18.4%	19.2%
PRODEM	0.87%	1.12%	1.16%	425.4%	360.4%	355.7%	17.6%	20.0%	21.0%
ECO FUTURO	1.80%	2.19%	2.01%	304.9%	274.9%	313.4%	11.2%	15.9%	17.1%
FORTALEZA	2.79%	3.48%	3.32%	159.1%	140.0%	146.2%	8.3%	12.2%	12.6%
FASSIL	0.21%	0.39%	0.31%	1234.1%	631.2%	722.0%	0.0%	4.0%	4.7%
AGRO CAPITAL	1.70%	2.04%	2.11%	404.0%	352.1%	350.8%	3.5%	3.1%	2.9%
TOTAL ASOFIN	1.03%	1.27%	1.23%	441.2%	375.9%	389.6%	18.5%	19.6%	20.0%
BANCOS (1)	4.08%	4.34%	4.17%	185.0%	165.7%	169.2%	21.6%	17.6%	17.1%
COOP ABIERTAS	2.35%	2.85%	2.72%	378.7%	315.6%	327.6%	8.1%	9.3%	8.9%
MUTUALES	4.13%	4.57%	4.48%	301.4%	276.4%	280.6%	8.2%	9.2%	9.2%

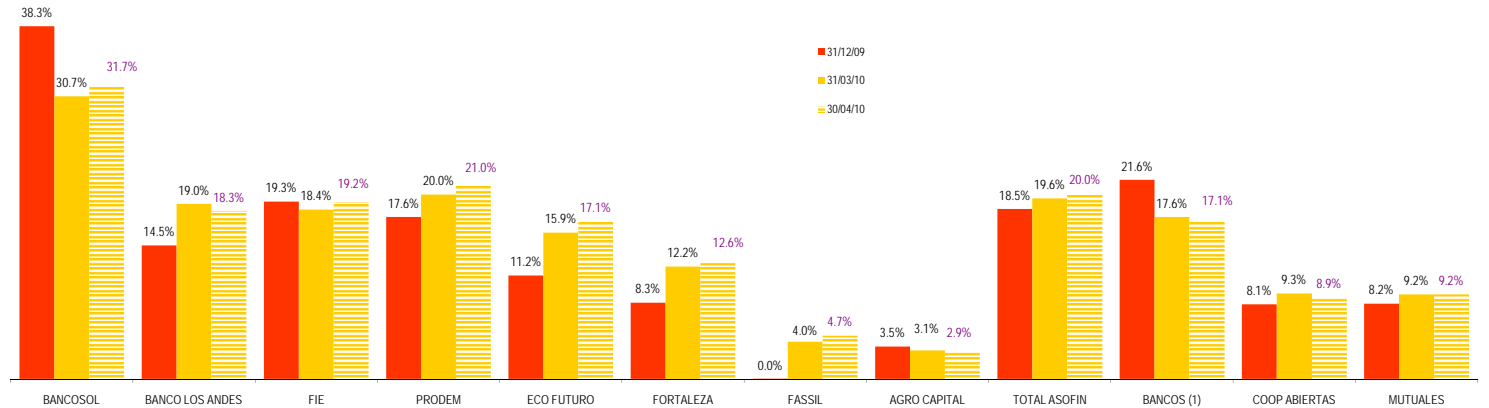
MORA/CARTERA BRUTA (EN %)



PREVISION/MORA (EN %)



ROE



(1) En Bancos no se incluye a BANCOSOL ni a BANCO LOS ANDES PROCREDIT por ser ambas entidades especializadas en microfinanzas