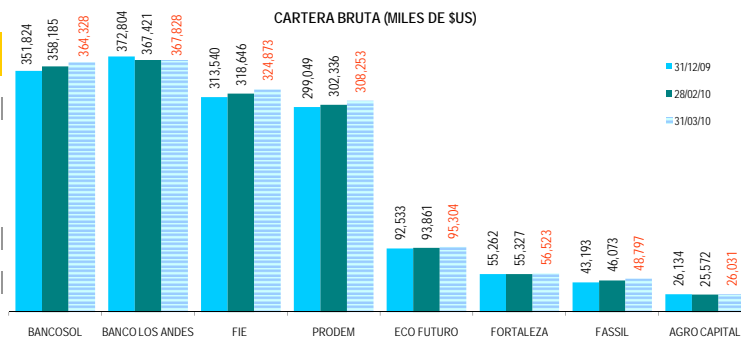
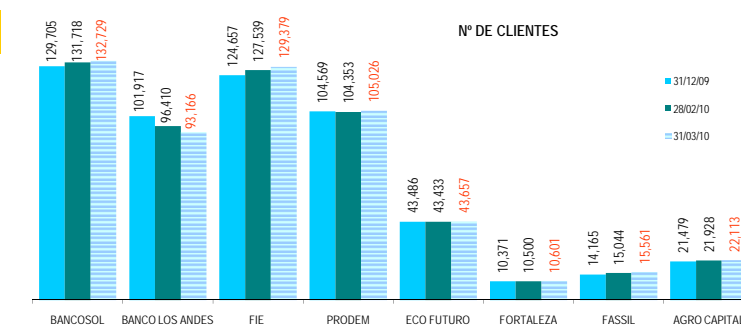


EVOLUCION POR ENTIDAD (CIFRAS EN MILES DE DOLARES)

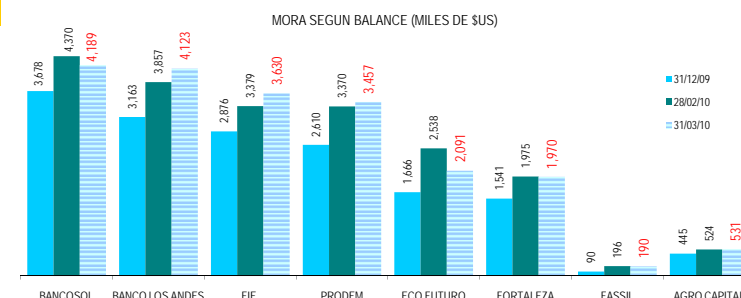
ENTIDAD	CARTERA BRUTA			VARIACION MES		VARIACION Dic09-Mar10	
	31/12/09	28/02/10	31/03/10	MONTO	%	MONTO	%
BANCOSOL	351,824	358,185	364,328	6,142	1.7%	12,504	3.6%
BANCO LOS AI	372,804	367,421	367,828	407	0.1%	-4,976	-1.3%
FIE	313,540	318,646	324,873	6,227	2.0%	11,333	3.6%
PRODEM	299,049	302,336	308,253	5,917	2.0%	9,204	3.1%
ECO FUTURO	92,533	93,861	95,304	1,443	1.5%	2,772	3.0%
FORTALEZA	55,262	55,327	56,523	1,196	2.2%	1,261	2.3%
FASSIL	43,193	46,073	48,797	2,723	5.9%	5,604	13.0%
AGRO CAPITAL	26,134	25,572	26,031	459	1.8%	-103	-0.4%
TOTAL ASOFIN	1,554,338	1,567,422	1,591,936	24,515	1.6%	37,598	2.4%
BANCOS (1)	3,406,622	3,374,750	3,411,927	37,177	1.1%	5,304	0.2%
COOP.ABIERT.	357,444	358,374	362,730	4,356	1.2%	5,286	1.5%
MUTUALES	273,660	277,063	279,386	2,323	0.8%	5,726	2.1%



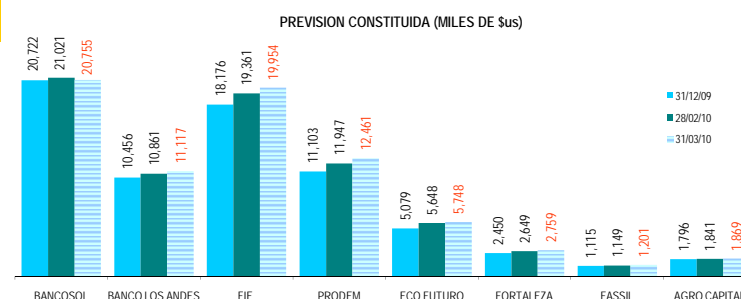
ENTIDAD	N° DE CLIENTES DE CREDITO			VARIACION MES		VARIACION Dic09-Mar10	
	31/12/09	28/02/10	31/03/10	N°	%	N°	%
BANCOSOL	129,705	131,718	132,729	1,011	0.8%	3,024	2.3%
BANCO LOS AI	101,917	96,410	93,166	-3,244	-3.4%	-8,751	-8.6%
FIE	124,657	127,539	129,379	1,840	1.4%	4,722	3.8%
PRODEM	104,569	104,353	105,026	673	0.6%	457	0.4%
ECO FUTURO	43,486	43,433	43,657	224	0.5%	171	0.4%
FORTALEZA	10,371	10,500	10,601	101	1.0%	230	2.2%
FASSIL	14,165	15,044	15,561	517	3.4%	1,396	9.9%
AGRO CAPITAL	21,479	21,928	22,113	185	0.8%	634	3.0%
TOTAL ASOFIN	550,349	550,925	552,232	1,307	0.2%	1,883	0.3%
BANCOS (1)	175,561	S/D	S/D	S/D	S/D	#¡VALOR!	#¡VALOR!
COOP.ABIERT.	88,234	S/D	S/D	S/D	S/D	#¡VALOR!	#¡VALOR!
MUTUALES	18,602	S/D	S/D	S/D	S/D	#¡VALOR!	#¡VALOR!



ENTIDAD	MORA SEGUN BALANCE			VARIACION MES		VARIACION Dic09-Mar10	
	31/12/09	28/02/10	31/03/10	MONTO	%	MONTO	%
BANCOSOL	3,678	4,370	4,189	-182	-4.2%	511	13.9%
BANCO LOS AI	3,163	3,857	4,123	266	6.9%	961	30.4%
FIE	2,876	3,379	3,630	251	7.4%	754	26.2%
PRODEM	2,610	3,370	3,457	87	2.6%	847	32.5%
ECO FUTURO	1,666	2,538	2,091	-447	-17.6%	425	25.5%
FORTALEZA	1,541	1,975	1,970	-6	-0.3%	429	27.9%
FASSIL	90	196	190	-6	-3.0%	100	110.5%
AGRO CAPITAL	445	524	531	7	1.3%	86	19.4%
TOTAL ASOFIN	16,068	20,211	20,181	-30	-0.1%	4,113	25.6%
BANCOS (1)	138,954	154,470	148,079	-6,392	-4.1%	9,125	6.6%
COOP.ABIERT.	8,391	11,260	10,340	-920	-8.2%	1,949	23.2%
MUTUALES	11,306	13,150	12,778	-372	-2.8%	1,472	13.0%



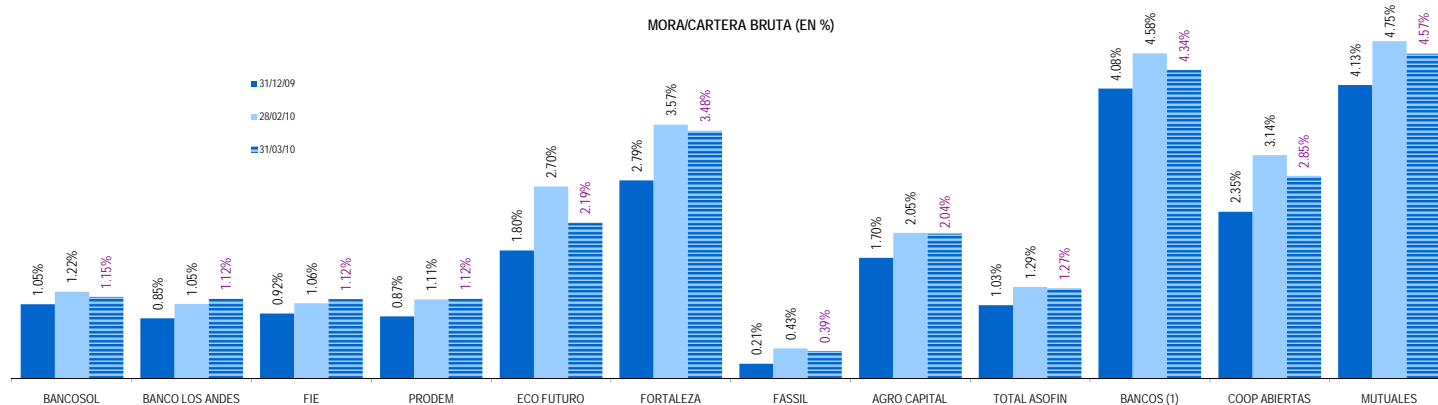
ENTIDAD	PREVISION CONSTITUIDA			VARIACION MES		VARIACION Dic09-Mar10	
	31/12/09	28/02/10	31/03/10	MONTO	%	MONTO	%
BANCOSOL	20,722	21,021	20,755	-266	-1.3%	33	0.2%
BANCO LOS AI	10,456	10,861	11,117	256	2.4%	661	6.3%
FIE	18,176	19,361	19,954	593	3.1%	1,778	9.8%
PRODEM	11,103	11,947	12,461	514	4.3%	1,357	12.2%
ECO FUTURO	5,079	5,648	5,748	100	1.8%	669	13.2%
FORTALEZA	2,450	2,649	2,759	109	4.1%	308	12.6%
FASSIL	1,115	1,149	1,201	51	4.5%	85	7.6%
AGRO CAPITAL	1,796	1,841	1,869	28	1.5%	73	4.1%
TOTAL ASOFIN	70,898	74,478	75,862	1,384	1.9%	4,964	7.0%
BANCOS (1)	220,271	211,922	206,984	-4,938	-2.3%	-13,287	-6.0%
COOP.ABIERT.	31,777	32,486	32,632	146	0.5%	856	2.7%
MUTUALES	32,371	33,831	33,846	16	0.0%	1,475	4.6%



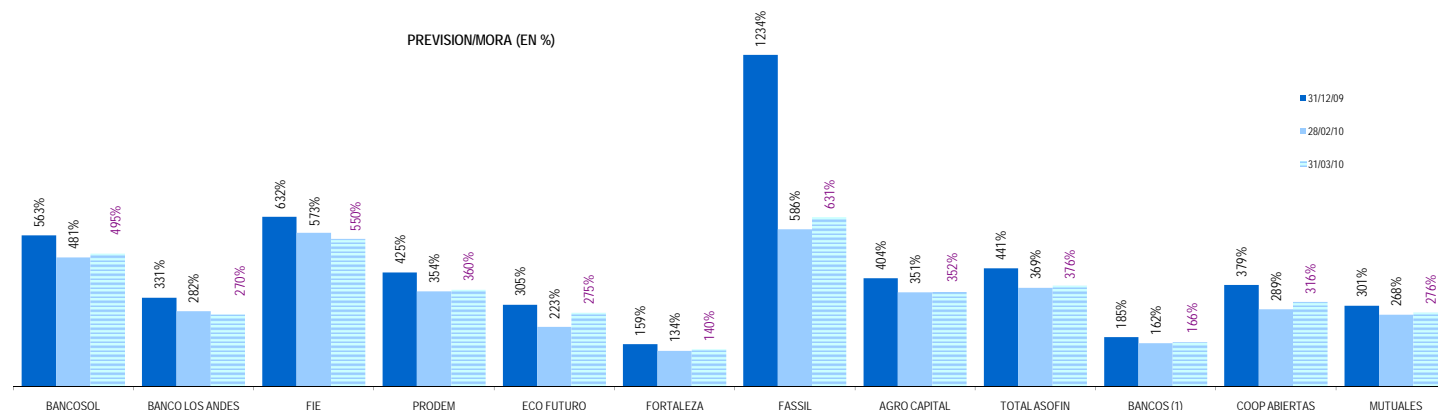
EVOLUCION POR ENTIDAD DE LOS PRINCIPALES INDICADORES, EN %:

ENTIDAD	MORA / CARTERA BRUTA			PREVISION / MORA			RESULTADO / PATRIMONIO		
	31/12/09	28/02/10	31/03/10	31/12/09	28/02/10	31/03/10	31/12/09	28/02/10	31/03/10
BANCOSOL	1.05%	1.22%	1.15%	563.5%	481.0%	495.5%	38.3%	26.0%	30.7%
BANCO LOS ANDES	0.85%	1.05%	1.12%	330.6%	281.6%	269.6%	14.5%	11.9%	19.0%
FIE	0.92%	1.06%	1.12%	632.0%	573.0%	549.7%	19.3%	17.5%	18.4%
PRODEM	0.87%	1.11%	1.12%	425.4%	354.5%	360.4%	17.6%	16.5%	20.0%
ECO FUTURO	1.80%	2.70%	2.19%	304.9%	222.6%	274.9%	11.2%	12.1%	15.9%
FORTALEZA	2.79%	3.57%	3.48%	159.1%	134.1%	140.0%	8.3%	10.9%	12.2%
FASSIL	0.21%	0.43%	0.39%	1234.1%	586.4%	631.2%	0.0%	3.6%	4.0%
AGRO CAPITAL	1.70%	2.05%	2.04%	404.0%	351.2%	352.1%	3.5%	3.5%	3.1%
TOTAL ASOFIN	1.03%	1.29%	1.27%	441.2%	368.5%	375.9%	18.5%	15.7%	19.6%
BANCOS (1)	4.08%	4.58%	4.34%	185.0%	162.0%	165.7%	21.6%	13.6%	17.6%
COOP ABIERT.	2.35%	3.14%	2.85%	378.7%	288.5%	315.6%	8.1%	8.1%	9.3%
MUTUALES	4.13%	4.75%	4.57%	301.4%	268.0%	276.4%	8.2%	11.2%	9.2%

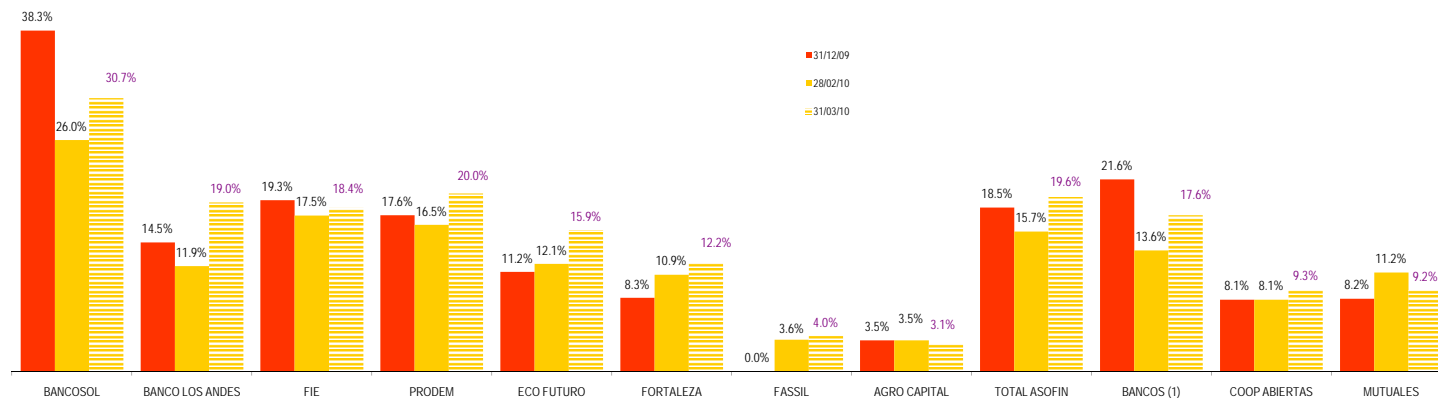
MORACARTERA BRUTA (EN %)



PREVISIONMORA (EN %)



ROE



(1) En Bancos no se incluye a BANCOSOL ni a BANCO LOS ANDES PROCREDIT por ser ambas entidades especializadas en microfinanzas