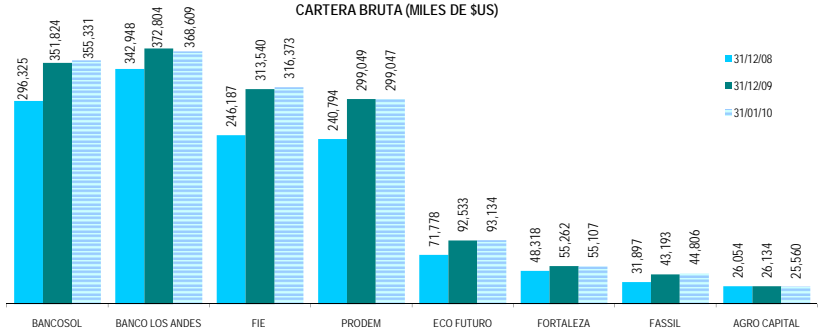
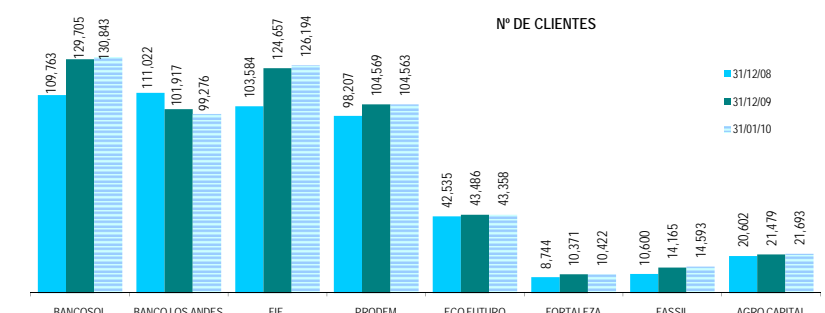


EVOLUCION POR ENTIDAD (CIFRAS EN MILES DE DOLARES)

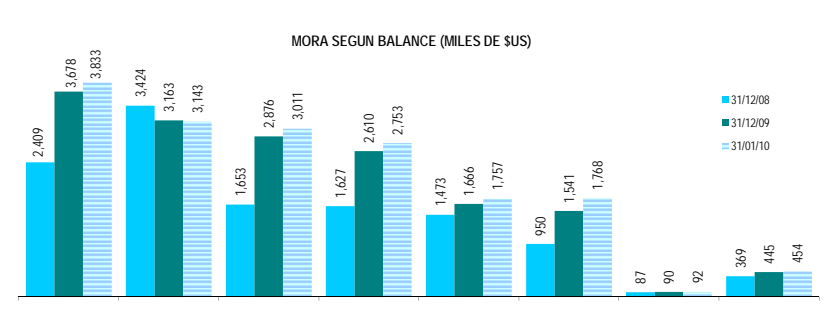
ENTIDAD	CARTERA BRUTA			VARIACION MES		VARIACION Dic/08 - Ener/10	
	31/12/08	31/12/09	31/01/10	MONTO	%	MONTO	%
BANCOSOL	296,325	351,824	355,331	3,507	1.0%	59,006	19.9%
BANCO LOS ANDES	342,948	372,804	368,609	-4,194	-1.1%	25,661	7.5%
FIE	246,187	313,540	316,373	2,833	0.9%	70,186	28.5%
PRODEM	240,794	299,049	299,047	-2	0.0%	58,253	24.2%
ECO FUTURO	71,778	92,533	93,134	602	0.7%	21,357	29.8%
FORTALEZA	48,318	55,262	55,107	-154	-0.3%	6,790	14.1%
FASSIL	31,897	43,193	44,806	1,613	3.7%	12,908	40.5%
AGRO CAPITAL	26,054	26,134	25,560	-575	-2.2%	-494	-1.9%
TOTAL ASOFIN	1,304,301	1,554,338	1,557,967	3,629	0.2%	253,666	19.4%
BANCOS (1)	3,094,449	3,406,622	3,350,467	-56,155	-1.6%	256,018	8.3%
COOP ABIERTAS	316,787	357,444	357,642	199	0.1%	40,856	12.9%
MUTUALES	264,243	273,660	274,931	1,271	0.5%	10,688	4.0%



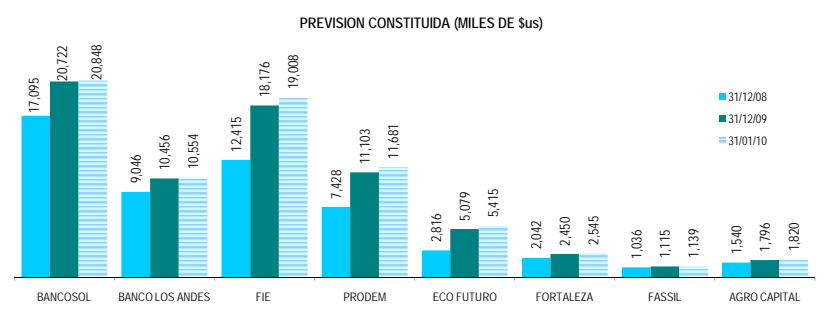
ENTIDAD	N° DE CLIENTES DE CREDITO			VARIACION MES		VARIACION Dic/08 - Ener/10	
	31/12/08	31/12/09	31/01/10	N°	%	N°	%
BANCOSOL	109,763	129,705	130,843	1,138	0.9%	21,080	19.2%
BANCO LOS ANDES	111,022	101,917	99,276	-2,641	-2.6%	-11,746	-10.6%
FIE	103,584	124,657	126,194	1,537	1.2%	22,610	21.8%
PRODEM	98,207	104,569	104,563	-6	0.0%	6,356	6.5%
ECO FUTURO	42,535	43,486	43,358	-128	-0.3%	823	1.9%
FORTALEZA	8,744	10,371	10,422	51	0.5%	1,678	19.2%
FASSIL	10,600	14,165	14,593	428	3.0%	3,993	37.7%
AGRO CAPITAL	20,602	21,479	21,693	214	1.0%	1,091	5.3%
TOTAL ASOFIN	505,057	550,349	550,942	593	0.1%	45,885	9.1%
BANCOS (1)	157,271	175,561	S/D	S/D	S/D	# VALOR!	# VALOR!
COOP ABIERTAS	81,618	88,234	S/D	S/D	S/D	# VALOR!	# VALOR!
MUTUALES	18,154	18,602	S/D	S/D	S/D	# VALOR!	# VALOR!



ENTIDAD	MORA SEGUN BALANCE			VARIACION MES		VARIACION Dic/08 - Ener/10	
	31/12/08	31/12/09	31/01/10	MONTO	%	MONTO	%
BANCOSOL	2,409	3,678	3,833	155	4.2%	1,424	59.1%
BANCO LOS ANDES	3,424	3,163	3,143	-20	-0.6%	-281	-8.2%
FIE	1,653	2,876	3,011	135	4.7%	1,358	82.2%
PRODEM	1,627	2,610	2,753	143	5.5%	1,126	69.2%
ECO FUTURO	1,473	1,666	1,757	91	5.4%	284	19.3%
FORTALEZA	950	1,541	1,768	227	14.7%	818	86.1%
FASSIL	87	90	92	2	1.8%	5	5.4%
AGRO CAPITAL	369	445	454	10	2.2%	85	23.0%
TOTAL ASOFIN	11,992	16,068	16,811	743	4.6%	4,818	40.2%
BANCOS (1)	153,918	138,954	144,175	5,221	3.8%	-9,744	-6.3%
COOP ABIERTAS	7,936	8,391	9,040	649	7.7%	1,104	13.9%
MUTUALES	13,280	11,306	13,010	1,704	15.1%	-270	-2.0%



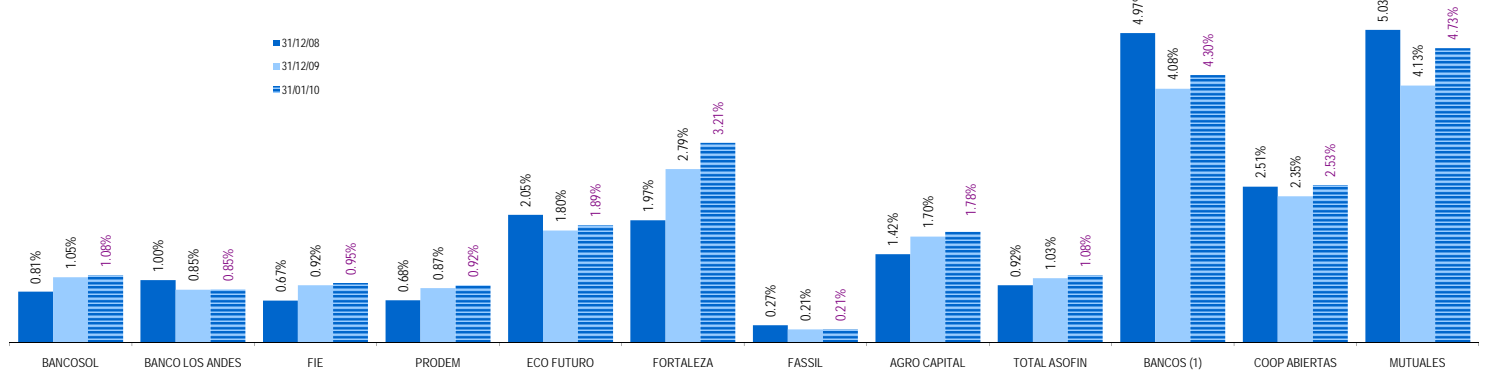
ENTIDAD	PREVISION CONSTITUIDA			VARIACION MES		VARIACION Dic/08 - Ener/10	
	31/12/08	31/12/09	31/01/10	MONTO	%	MONTO	%
BANCOSOL	17,095	20,722	20,848	126	0.6%	3,752	21.9%
BANCO LOS ANDES	9,046	10,456	10,554	98	0.9%	1,508	16.7%
FIE	12,415	18,176	19,008	832	4.6%	6,593	53.1%
PRODEM	7,428	11,103	11,681	577	5.2%	4,253	57.3%
ECO FUTURO	2,816	5,079	5,415	336	6.6%	2,599	92.3%
FORTALEZA	2,042	2,450	2,545	94	3.8%	503	24.6%
FASSIL	1,036	1,115	1,139	24	2.1%	102	9.9%
AGRO CAPITAL	1,540	1,796	1,820	24	1.3%	280	18.2%
TOTAL ASOFIN	53,419	70,898	73,009	2,111	3.0%	19,590	36.7%
BANCOS (1)	232,735	220,271	214,893	-5,378	-2.4%	-17,842	-7.7%
COOP ABIERTAS	28,321	31,777	32,115	339	1.1%	3,794	13.4%
MUTUALES	30,794	32,371	33,527	1,156	3.6%	2,733	8.9%



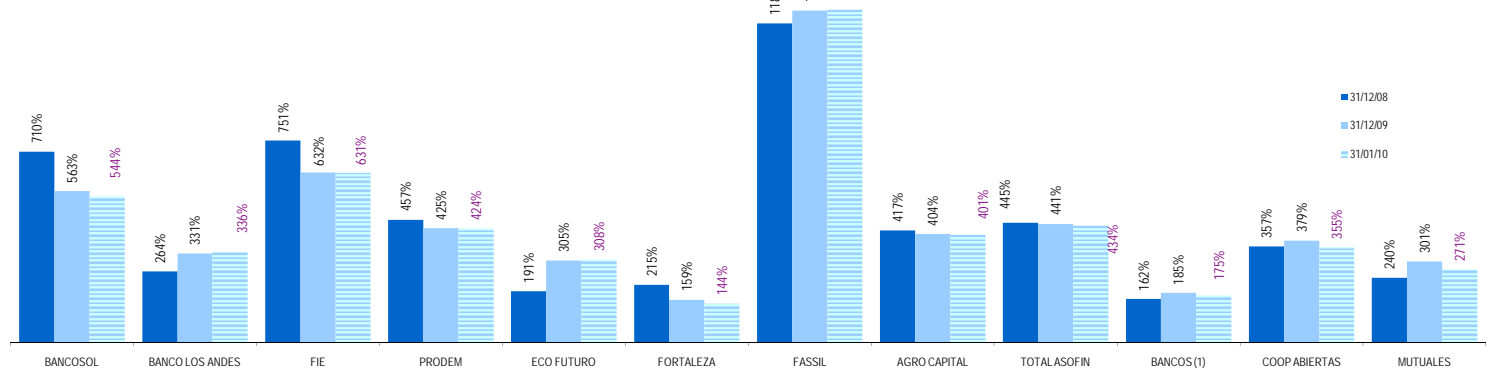
EVOLUCION POR ENTIDAD DE LOS PRINCIPALES INDICADORES, EN %:

ENTIDAD	MORA / CARTERA BRUTA			PREVISION / MORA			RESULTADO / PATRIMONIO		
	31/12/08	31/12/09	31/01/10	31/12/08	31/12/09	31/01/10	31/12/08	31/12/09	31/01/10
BANCOSOL	0.81%	1.05%	1.08%	709.5%	563.5%	543.9%	8.2%	38.3%	25.7%
BANCO LOS ANDES	1.00%	0.85%	0.85%	264.2%	330.6%	335.8%	8.9%	14.5%	8.2%
FIE	0.67%	0.92%	0.95%	751.0%	632.0%	631.3%	20.2%	19.3%	16.5%
PRODEM	0.68%	0.87%	0.92%	456.6%	425.4%	424.3%	14.0%	17.6%	20.6%
ECO FUTURO	2.05%	1.80%	1.89%	191.3%	304.9%	308.2%	6.2%	11.2%	12.3%
FORTALEZA	1.97%	2.79%	3.21%	215.0%	159.1%	143.9%	3.4%	8.3%	10.7%
FASSIL	0.27%	0.21%	0.21%	1187.0%	1234.1%	1238.0%	-9.1%	0.0%	0.1%
AGRO CAPITAL	1.42%	1.70%	1.78%	416.8%	404.0%	400.5%	-2.9%	3.5%	3.9%
TOTAL ASOFIN	0.92%	1.03%	1.08%	445.4%	441.2%	434.3%	9.8%	18.5%	15.2%
BANCOS (1)	4.97%	4.08%	4.30%	162.1%	185.0%	174.8%	23.1%	21.6%	12.1%
COOP ABIERTAS	2.51%	2.35%	2.53%	356.9%	378.7%	355.2%	6.0%	8.1%	11.7%
MUTUALES	5.03%	4.13%	4.73%	240.1%	301.4%	271.1%	7.9%	8.2%	14.3%

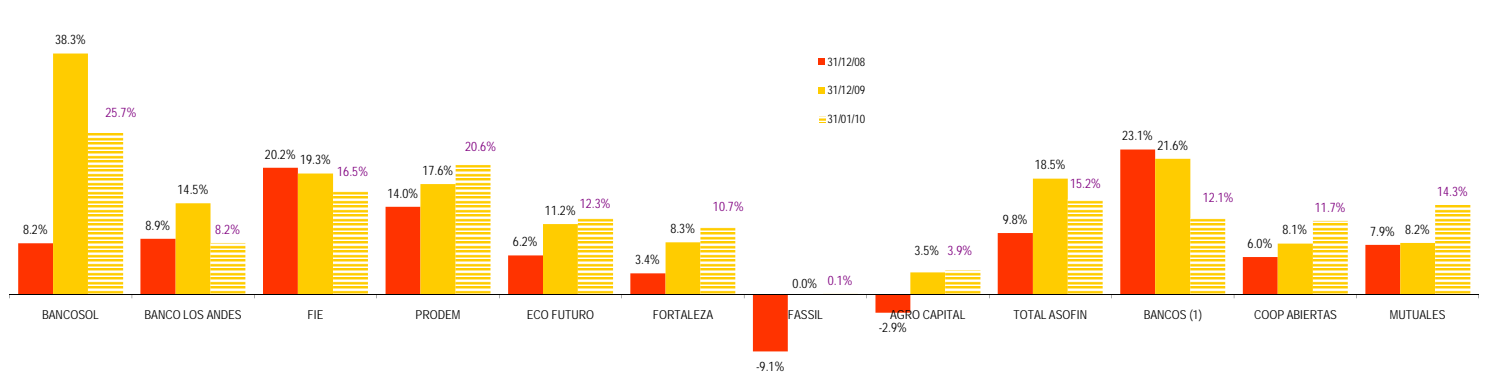
MORA/CARTERA BRUTA (EN %)



PREVISION/MORA (EN %)



ROE



(1) En Bancos no se incluye a BANCOSOL ni a BANCO LOS ANDES PROCREDIT por ser ambas entidades especializadas en microfinanzas