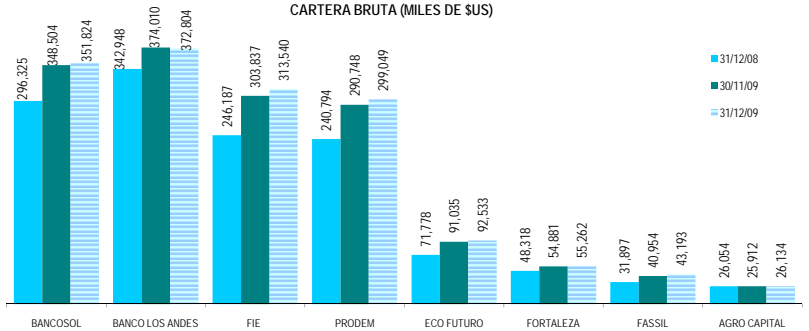
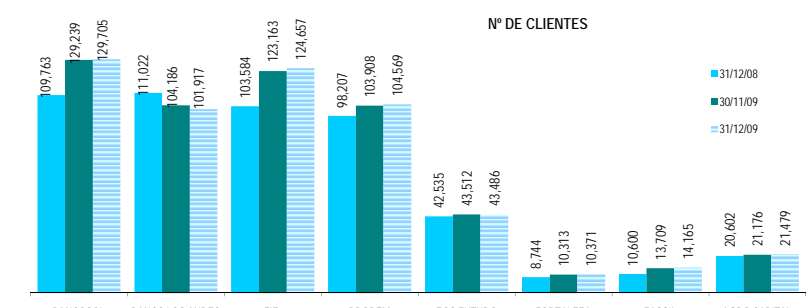


EVOLUCION POR ENTIDAD (CIFRAS EN MILES DE DOLARES)

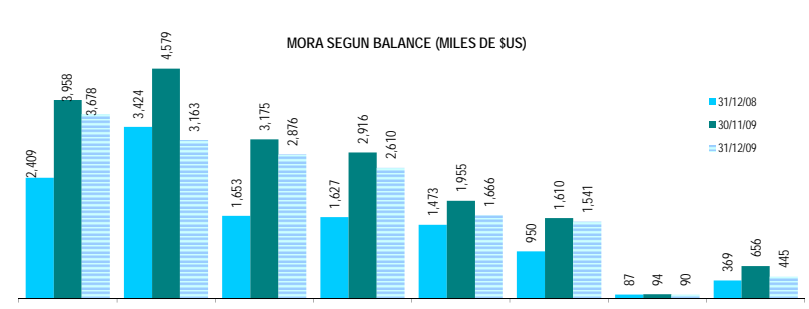
ENTIDAD	CARTERA BRUTA			VARIACION MES		VARIACION Dic'08-Dic'09	
	31/12/08	30/11/09	31/12/09	MONTO	%	MONTO	%
BANCOSOL	296,325	348,504	351,824	3,320	1.0%	55,499	18.7%
BANCO LOS ANDES	342,948	374,010	372,804	-1,206	-0.3%	29,856	8.7%
FIE	246,187	303,837	313,540	9,703	3.2%	67,353	27.4%
PRODEM	240,794	290,748	299,049	8,302	2.9%	58,256	24.2%
ECO FUTURO	71,778	91,035	92,533	1,498	1.6%	20,755	28.9%
FORTALEZA	48,318	54,881	55,262	381	0.7%	6,944	14.4%
FASSIL	31,897	40,954	43,193	2,239	5.5%	11,295	35.4%
AGRO CAPITAL	26,054	25,912	26,134	223	0.9%	80	0.3%
TOTAL ASOFIN	1,304,301	1,529,880	1,554,338	24,459	1.6%	250,037	19.2%
BANCOS (1)	3,094,449	3,300,147	3,406,622	106,475	3.2%	312,173	10.1%
COOP ABIERTAS	316,787	352,185	357,444	5,259	1.5%	40,657	12.8%
MUTUALES	264,243	272,765	273,660	895	0.3%	9,417	3.6%



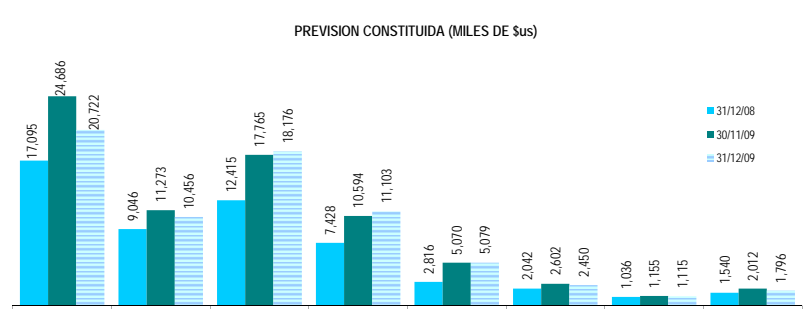
ENTIDAD	N° DE CLIENTES DE CREDITO			VARIACION MES		VARIACION Dic'08-Dic'09	
	31/12/08	30/11/09	31/12/09	N°	%	N°	%
BANCOSOL	109,763	129,239	129,705	466	0.4%	19,942	18.2%
BANCO LOS ANDES	111,022	104,186	101,917	-2,269	-2.2%	-9,105	-8.2%
FIE	103,584	123,163	124,657	1,494	1.2%	21,073	20.3%
PRODEM	98,207	103,908	104,569	661	0.6%	6,362	6.5%
ECO FUTURO	42,535	43,512	43,486	-26	-0.1%	951	2.2%
FORTALEZA	8,744	10,313	10,371	58	0.6%	1,627	18.6%
FASSIL	10,600	13,709	14,165	456	3.3%	3,565	33.6%
AGRO CAPITAL	20,602	21,176	21,479	303	1.4%	877	4.3%
TOTAL ASOFIN	505,057	549,206	550,349	1,143	0.2%	45,292	9.0%
BANCOS (1)	157,271	S/D	175,561	S/D	S/D	18,290	11.6%
COOP ABIERTAS	81,618	S/D	88,234	S/D	S/D	6,616	8.1%
MUTUALES	18,154	S/D	18,602	S/D	S/D	448	2.5%



ENTIDAD	MORA SEGUN BALANCE			VARIACION MES		VARIACION Dic'08-Dic'09	
	31/12/08	30/11/09	31/12/09	MONTO	%	MONTO	%
BANCOSOL	2,409	3,958	3,678	-280	-7.1%	1,268	52.6%
BANCO LOS ANDES	3,424	4,579	3,163	-1,416	-30.9%	-261	-7.6%
FIE	1,653	3,175	2,876	-299	-9.4%	1,223	74.0%
PRODEM	1,627	2,916	2,610	-306	-10.5%	983	60.5%
ECO FUTURO	1,473	1,955	1,666	-289	-14.8%	194	13.1%
FORTALEZA	950	1,610	1,541	-69	-4.3%	591	62.2%
FASSIL	87	94	90	-3	-3.6%	3	3.5%
AGRO CAPITAL	369	656	445	-211	-32.2%	75	20.3%
TOTAL ASOFIN	11,992	18,942	16,068	-2,874	-15.2%	4,076	34.0%
BANCOS (1)	153,918	146,979	138,954	-8,025	-5.5%	-14,964	-9.7%
COOP ABIERTAS	7,936	10,149	8,391	-1,758	-17.3%	455	5.7%
MUTUALES	13,280	13,898	11,306	-2,591	-18.6%	-1,974	-14.9%



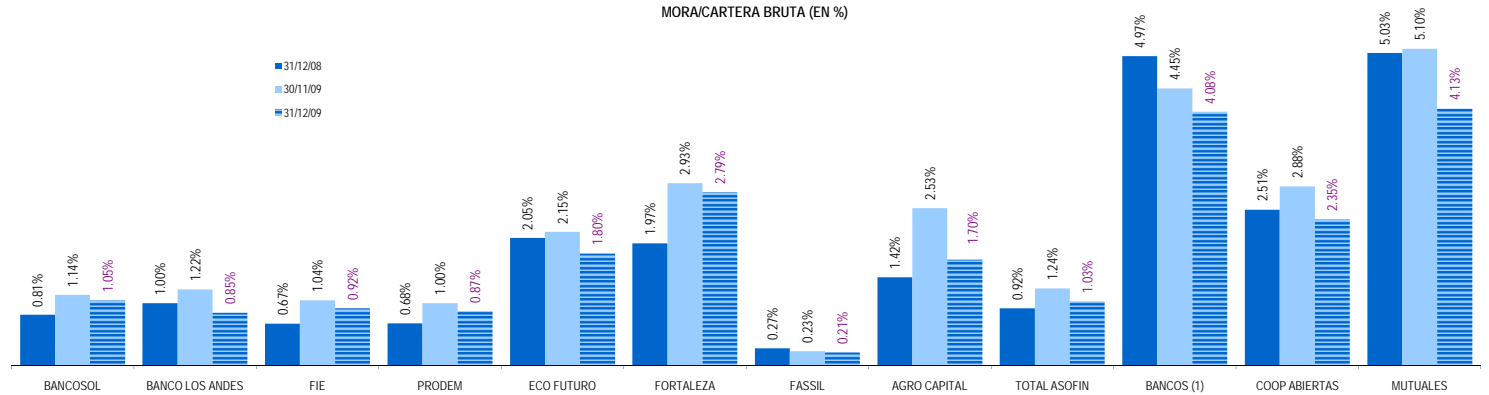
ENTIDAD	PREVISION CONSTITUIDA			VARIACION MES		VARIACION Dic'08-Dic'09	
	31/12/08	30/11/09	31/12/09	MONTO	%	MONTO	%
BANCOSOL	17,095	24,686	20,722	-3,964	-16.1%	3,627	21.2%
BANCO LOS ANDES	9,046	11,273	10,456	-817	-7.2%	1,410	15.6%
FIE	12,415	17,765	18,176	411	2.3%	5,761	46.4%
PRODEM	7,428	10,594	11,103	510	4.8%	3,676	49.5%
ECO FUTURO	2,816	5,070	5,079	9	0.2%	2,263	80.4%
FORTALEZA	2,042	2,602	2,450	-152	-5.8%	409	20.0%
FASSIL	1,036	1,155	1,115	-40	-3.5%	79	7.6%
AGRO CAPITAL	1,540	2,012	1,796	-216	-10.8%	256	16.6%
TOTAL ASOFIN	53,419	75,157	70,898	-4,259	-5.7%	17,479	32.7%
BANCOS (1)	232,735	225,444	220,271	-5,173	-2.3%	-12,464	-5.4%
COOP ABIERTAS	28,321	30,822	31,777	954	3.1%	3,456	12.2%
MUTUALES	30,794	33,400	32,371	-1,029	-3.1%	1,577	5.1%



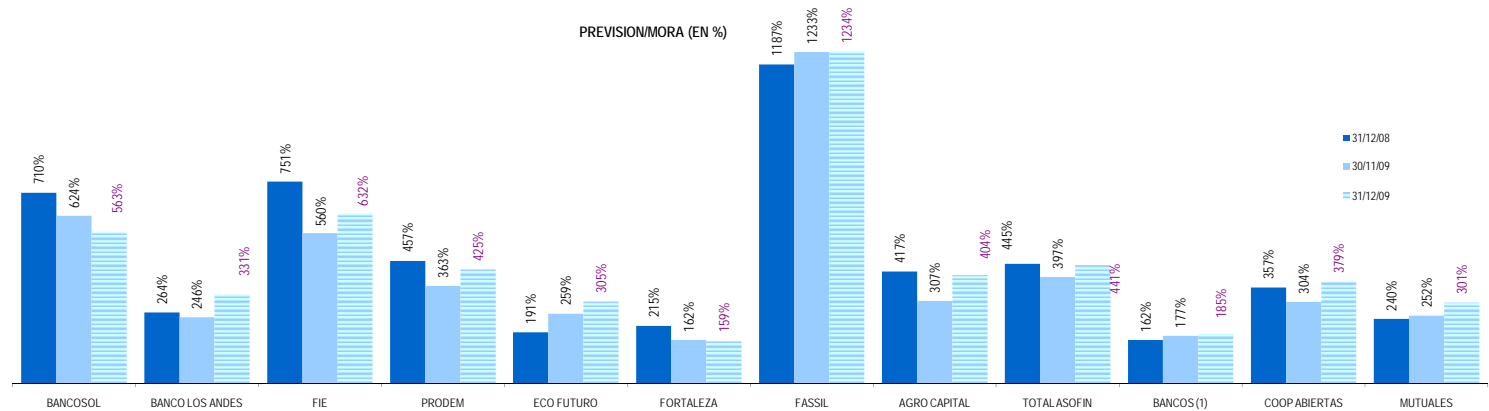
EVOLUCION POR ENTIDAD DE LOS PRINCIPALES INDICADORES, EN %:

ENTIDAD	MORA / CARTERA BRUTA			PREVISION / MORA			RESULTADO / PATRIMONIO		
	31/12/08	30/11/09	31/12/09	31/12/08	30/11/09	31/12/09	31/12/08	30/11/09	31/12/09
BANCOSOL	0.81%	1.14%	1.05%	709.5%	623.7%	563.5%	8.2%	25.8%	38.3%
BANCO LOS ANDES	1.00%	1.22%	0.85%	264.2%	246.2%	330.6%	8.9%	13.5%	14.5%
FIE	0.67%	1.04%	0.92%	751.0%	559.6%	632.0%	20.2%	17.4%	19.3%
PRODEM	0.68%	1.00%	0.87%	456.6%	363.3%	425.4%	14.0%	15.8%	17.6%
ECO FUTURO	2.05%	2.15%	1.80%	191.3%	259.4%	304.9%	6.2%	10.1%	11.2%
FORTALEZA	1.97%	2.93%	2.79%	215.0%	161.6%	159.1%	3.4%	7.7%	8.3%
FASSIL	0.27%	0.23%	0.21%	1187.0%	1232.8%	1234.1%	-9.1%	-4.9%	0.0%
AGRO CAPITAL	1.42%	2.53%	1.70%	416.8%	306.8%	404.0%	-2.9%	2.1%	3.5%
TOTAL ASOFIN	0.92%	1.24%	1.03%	445.4%	396.8%	441.2%	9.8%	15.1%	18.5%
BANCOS (1)	4.97%	4.45%	4.08%	162.1%	177.4%	185.0%	23.1%	21.1%	21.6%
COOP ABIERTAS	2.51%	2.88%	2.35%	356.9%	303.7%	378.7%	6.0%	9.0%	8.1%
MUTUALES	5.03%	5.10%	4.13%	240.1%	252.1%	301.4%	7.9%	9.1%	8.2%

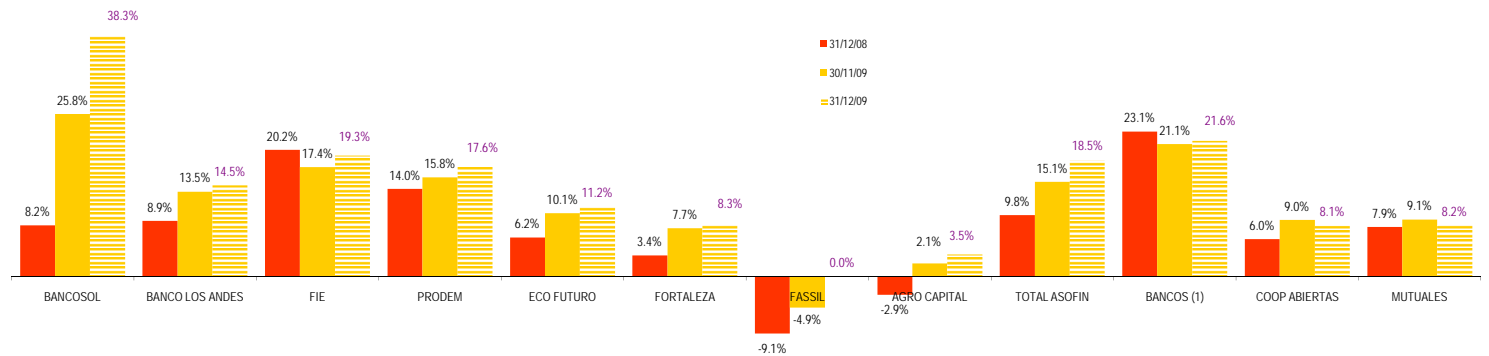
MORA/CARTERA BRUTA (EN %)



PREVISION/MORA (EN %)



ROE



(1) En Bancos no se incluye a BANCOSOL ni a BANCO LOS ANDES PROCREDIT por ser ambas entidades especializadas en microfinanzas