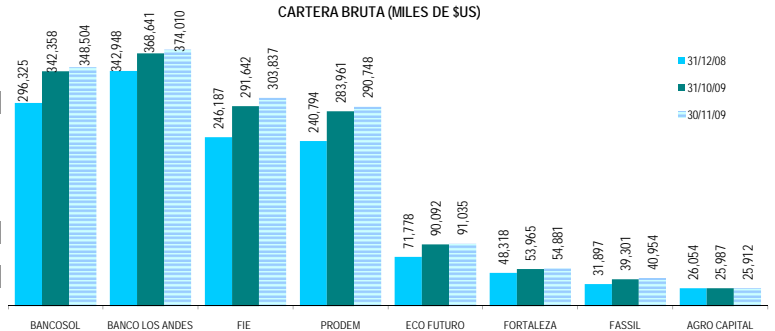
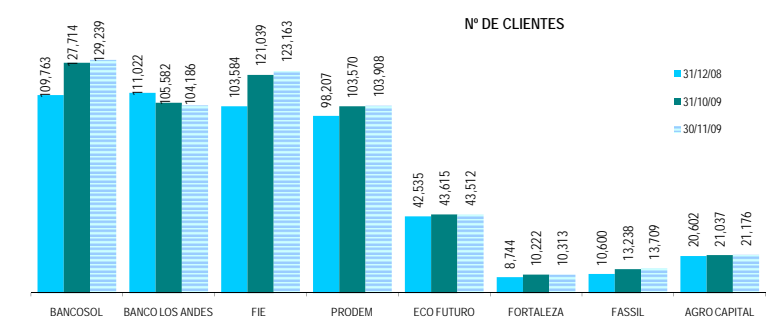


**EVOLUCION POR ENTIDAD (CIFRAS EN MILES DE DOLARES)**

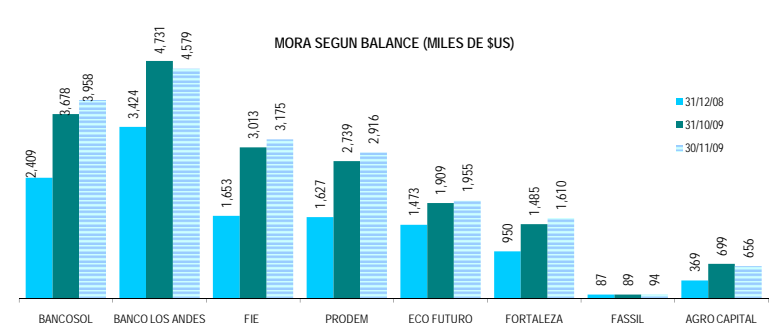
ENTIDAD	CARTERA BRUTA			VARIACION MES		VARIACION Dic08-Nov09	
	31/12/08	31/10/09	30/11/09	MONTO	%	MONTO	%
BANCOSOL	296,325	342,358	348,504	6,146	1.8%	52,179	17.6%
BANCO LOS ANDES	342,948	368,641	374,010	5,369	1.5%	31,062	9.1%
FIE	246,187	291,642	303,837	12,194	4.2%	57,650	23.4%
PRODEM	240,794	283,961	290,748	6,787	2.4%	49,954	20.7%
ECO FUTURO	71,778	90,092	91,035	943	1.0%	19,257	26.8%
FORTALEZA	48,318	53,965	54,881	916	1.7%	6,563	13.6%
FASSIL	31,897	39,301	40,954	1,652	4.2%	9,057	28.4%
AGRO CAPITAL	26,054	25,987	25,912	-75	-0.3%	-142	-0.5%
TOTAL ASOFIN	1,304,301	1,495,948	1,529,880	33,932	2.3%	225,579	17.3%
BANCOS (1)	3,094,449	3,277,000	3,300,147	23,147	0.7%	205,698	6.6%
COOP ABIERTAS	316,787	350,020	352,185	2,165	0.6%	35,399	11.2%
MUTUALES	264,243	270,824	272,765	1,941	0.7%	8,522	3.2%



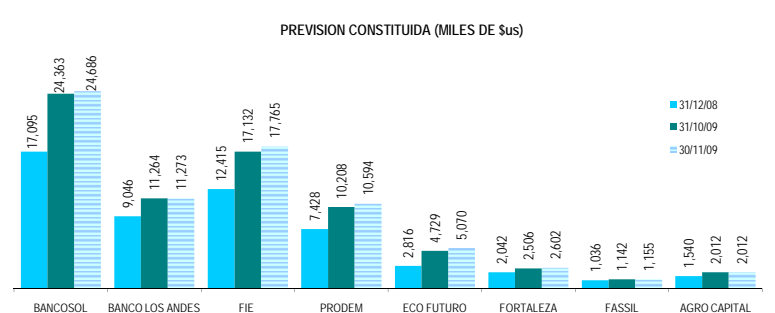
ENTIDAD	N° DE CLIENTES DE CREDITO			VARIACION MES		VARIACION Dic08-Nov09	
	31/12/08	31/10/09	30/11/09	N°	%	N°	%
BANCOSOL	109,763	127,714	129,239	1,525	1.2%	19,476	17.7%
BANCO LOS ANDES	111,022	105,582	104,186	-1,396	-1.3%	-6,836	-6.2%
FIE	103,584	121,039	123,163	2,124	1.8%	19,579	18.9%
PRODEM	98,207	103,570	103,908	338	0.3%	5,701	5.8%
ECO FUTURO	42,535	43,615	43,512	-103	-0.2%	977	2.3%
FORTALEZA	8,744	10,222	10,313	91	0.9%	1,569	17.9%
FASSIL	10,600	13,238	13,709	471	3.6%	3,109	29.3%
AGRO CAPITAL	20,602	21,037	21,176	139	0.7%	574	2.8%
TOTAL ASOFIN	505,057	546,017	549,206	3,189	0.6%	44,149	8.7%
BANCOS (1)	157,271	S/D	S/D	S/D	S/D	S/D	S/D
COOP ABIERTAS	81,618	S/D	S/D	S/D	S/D	S/D	S/D
MUTUALES	18,154	S/D	S/D	S/D	S/D	S/D	S/D



ENTIDAD	MORA SEGUN BALANCE			VARIACION MES		VARIACION Dic08-Nov09	
	31/12/08	31/10/09	30/11/09	MONTO	%	MONTO	%
BANCOSOL	2,409	3,678	3,958	280	7.6%	1,549	64.3%
BANCO LOS ANDES	3,424	4,731	4,579	-152	-3.2%	1,155	33.7%
FIE	1,653	3,013	3,175	162	5.4%	1,522	92.1%
PRODEM	1,627	2,739	2,916	177	6.4%	1,289	79.2%
ECO FUTURO	1,473	1,909	1,955	45	2.4%	482	32.8%
FORTALEZA	950	1,485	1,610	125	8.4%	660	69.5%
FASSIL	87	89	94	5	5.2%	6	7.3%
AGRO CAPITAL	369	699	656	-43	-6.1%	286	77.5%
TOTAL ASOFIN	11,992	18,343	18,942	599	3.3%	6,950	57.9%
BANCOS (1)	153,918	155,429	146,979	-8,449	-5.4%	-6,939	-4.5%
COOP ABIERTAS	7,936	9,986	10,149	163	1.6%	2,213	27.9%
MUTUALES	13,280	13,594	13,898	303	2.2%	617	4.6%



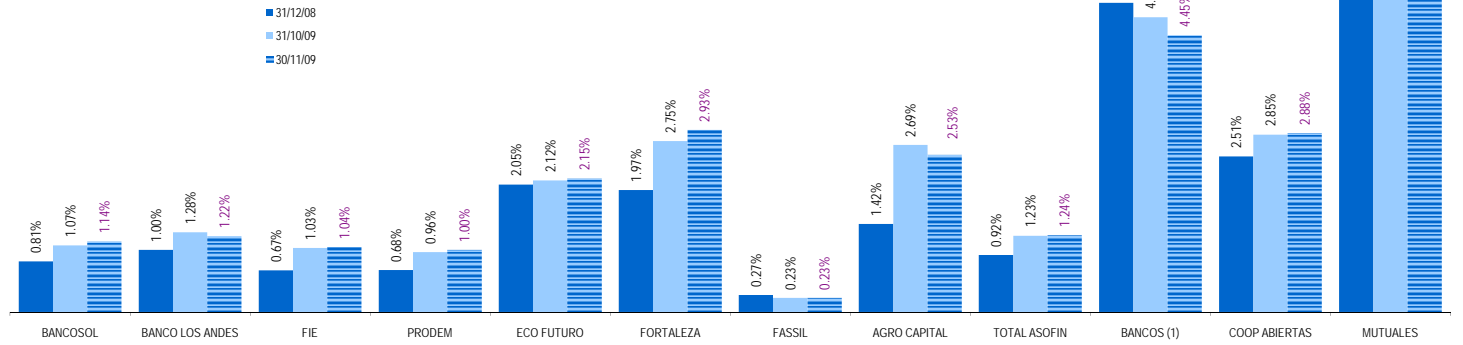
ENTIDAD	PREVISION CONSTITUIDA			VARIACION MES		VARIACION Dic08-Nov09	
	31/12/08	31/10/09	30/11/09	MONTO	%	MONTO	%
BANCOSOL	17,095	24,363	24,686	323	1.3%	7,590	44.4%
BANCO LOS ANDES	9,046	11,264	11,273	9	0.1%	2,226	24.6%
FIE	12,415	17,132	17,765	633	3.7%	5,350	43.1%
PRODEM	7,428	10,208	10,594	386	3.8%	3,166	42.6%
ECO FUTURO	2,816	4,729	5,070	341	7.2%	2,254	80.0%
FORTALEZA	2,042	2,506	2,602	97	3.9%	561	27.5%
FASSIL	1,036	1,142	1,155	13	1.2%	119	11.5%
AGRO CAPITAL	1,540	2,012	2,012	0	0.0%	472	30.7%
TOTAL ASOFIN	53,419	73,356	75,157	1,802	2.5%	21,738	40.7%
BANCOS (1)	232,735	232,462	225,444	-7,018	-3.0%	-7,291	-3.1%
COOP ABIERTAS	28,321	30,752	30,822	70	0.2%	2,501	8.8%
MUTUALES	30,794	33,365	33,400	35	0.1%	2,606	8.5%



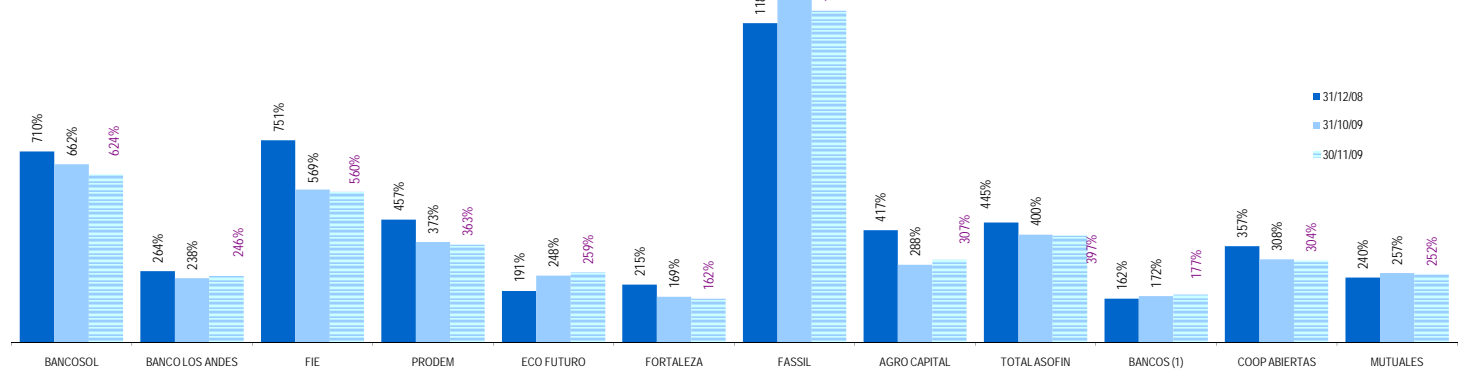
EVOLUCION POR ENTIDAD DE LOS PRINCIPALES INDICADORES, EN %:

ENTIDAD	MORA / CARTERA BRUTA			PREVISION / MORA			RESULTADO / PATRIMONIO		
	31/12/08	31/10/09	30/11/09	31/12/08	31/10/09	30/11/09	31/12/08	31/10/09	30/11/09
BANCOSOL	0.81%	1.07%	1.14%	709.5%	662.5%	623.7%	8.2%	23.1%	25.8%
BANCO LOS ANDES	1.00%	1.28%	1.22%	264.2%	238.1%	246.2%	8.9%	13.1%	13.5%
FIE	0.67%	1.03%	1.04%	751.0%	568.6%	559.6%	20.2%	17.2%	17.4%
PRODEM	0.68%	0.96%	1.00%	456.6%	372.7%	363.3%	14.0%	14.5%	15.8%
ECO FUTURO	2.05%	2.12%	2.15%	191.3%	247.7%	259.4%	6.2%	10.0%	10.1%
FORTALEZA	1.97%	2.75%	2.93%	215.0%	168.8%	161.6%	3.4%	6.4%	7.7%
FASSIL	0.27%	0.23%	0.23%	1187.0%	1282.2%	1232.8%	-9.1%	-8.4%	-4.9%
AGRO CAPITAL	1.42%	2.69%	2.53%	416.8%	288.0%	306.8%	-2.9%	1.8%	2.1%
TOTAL ASOFIN	0.92%	1.23%	1.24%	445.4%	399.9%	396.8%	9.8%	14.1%	15.1%
BANCOS (1)	4.97%	4.74%	4.45%	162.1%	171.7%	177.4%	23.1%	21.3%	21.1%
COOP ABIERTAS	2.51%	2.85%	2.88%	356.9%	308.0%	303.7%	6.0%	8.8%	9.0%
MUTUALES	5.03%	5.02%	5.10%	240.1%	257.1%	252.1%	7.9%	9.2%	9.1%

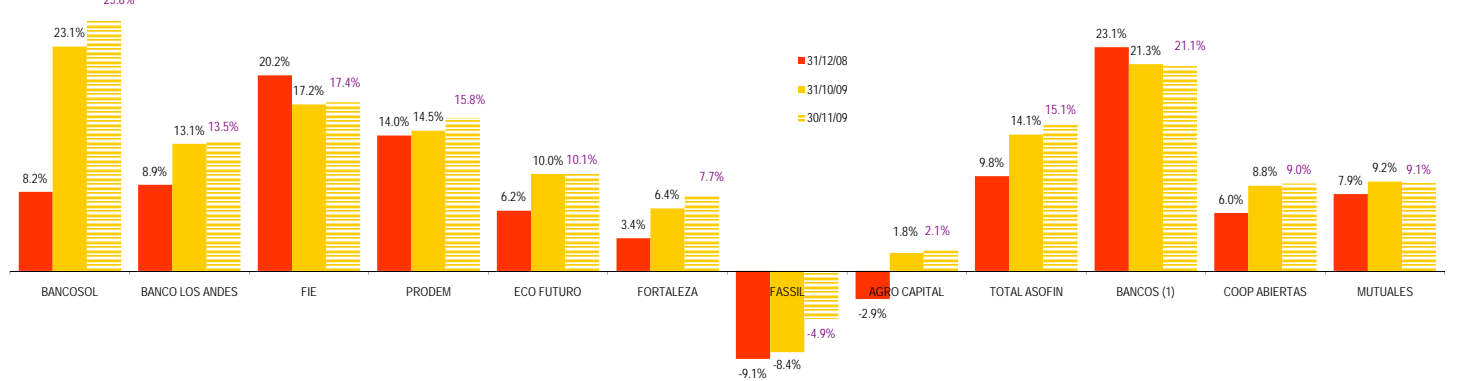
MORA/CARTERA BRUTA (EN %)



PREVISION/MORA (EN %)



ROE



(1) En Bancos no se incluye a BANCOSOL ni a BANCO LOS ANDES PROCREDIT por ser ambas entidades especializadas en microfinanzas