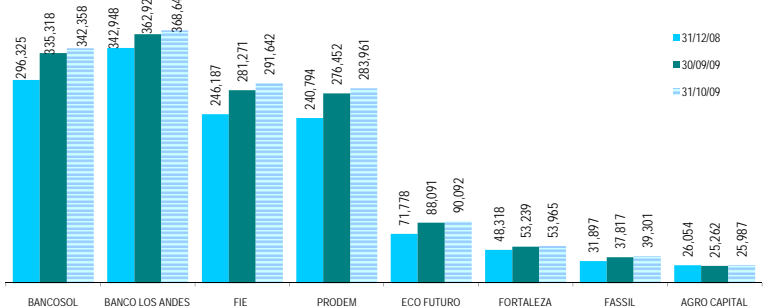


EVOLUCION POR ENTIDAD (CIFRAS EN MILES DE DOLARES)

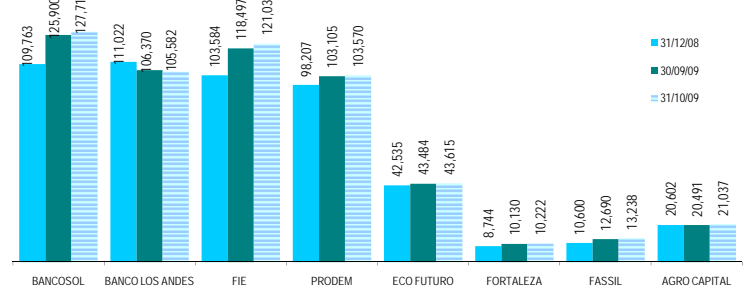
ENTIDAD	CARTERA BRUTA			VARIACION MES		VARIACION Dic08-Oct09	
	31/12/08	30/09/09	31/10/09	MONTO	%	MONTO	%
BANCOSOL	296,325	335,318	342,358	7,040	2.1%	46,032	15.5%
BANCO LOS ANDES	342,948	362,923	368,641	5,719	1.6%	25,693	7.5%
FIE	246,187	281,271	291,642	10,372	3.7%	45,455	18.5%
PRODEM	240,794	276,452	283,961	7,509	2.7%	43,167	17.9%
ECO FUTURO	71,778	88,091	90,092	2,001	2.3%	18,314	25.5%
FORTALEZA	48,318	53,239	53,965	726	1.4%	5,647	11.7%
FASSIL	31,897	37,817	39,301	1,484	3.9%	7,404	23.2%
AGRO CAPITAL	26,054	25,262	25,987	724	2.9%	-67	-0.3%
TOTAL ASOFIN	1,304,301	1,460,373	1,495,948	35,575	2.4%	191,647	14.7%
BANCOS (1)	3,094,449	3,239,650	3,277,000	37,350	1.2%	182,551	5.9%
COOP ABIERTAS	316,787	345,004	350,020	5,016	1.5%	33,234	10.5%
MUTUALES	264,243	269,212	270,824	1,611	0.6%	6,581	2.5%

CARTERA BRUTA (MILES DE \$US)



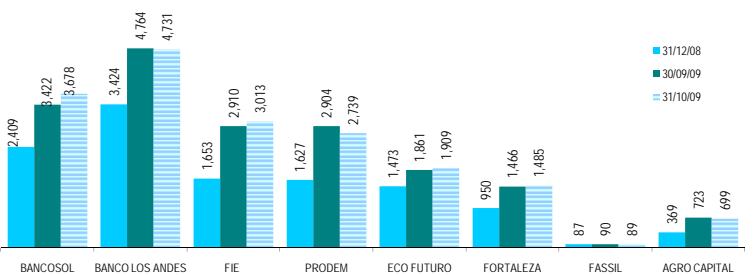
ENTIDAD	N° DE CLIENTES DE CREDITO			VARIACION MES		VARIACION Dic08-Oct09	
	31/12/08	30/09/09	31/10/09	N°	%	N°	%
BANCOSOL	109,763	125,900	127,714	1,814	1.4%	17,951	16.4%
BANCO LOS ANDES	111,022	106,370	105,582	-788	-0.7%	-5,440	-4.9%
FIE	103,584	118,497	121,039	2,542	2.1%	17,455	16.9%
PRODEM	98,207	103,105	103,570	465	0.5%	5,363	5.5%
ECO FUTURO	42,535	43,484	43,615	131	0.3%	1,080	2.5%
FORTALEZA	8,744	10,130	10,222	92	0.9%	1,478	16.9%
FASSIL	10,600	12,690	13,238	548	4.3%	2,638	24.9%
AGRO CAPITAL	20,602	20,491	21,037	546	2.7%	435	2.1%
TOTAL ASOFIN	505,057	540,667	546,017	5,350	1.0%	40,960	8.1%
BANCOS (1)	157,271	S/D	S/D	S/D	S/D	S/D	S/D
COOP ABIERTAS	81,618	S/D	S/D	S/D	S/D	S/D	S/D
MUTUALES	18,154	S/D	S/D	S/D	S/D	S/D	S/D

N° DE CLIENTES



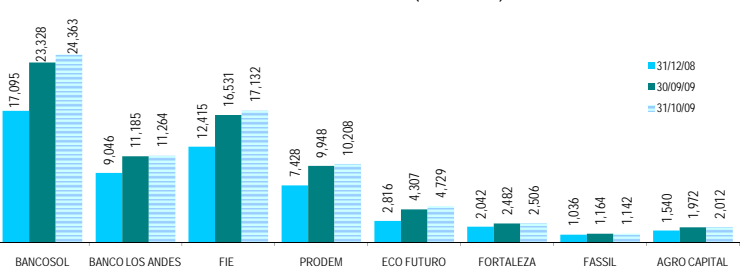
ENTIDAD	MORA SEGUN BALANCE			VARIACION MES		VARIACION Dic08-Oct09	
	31/12/08	30/09/09	31/10/09	MONTO	%	MONTO	%
BANCOSOL	2,409	3,422	3,678	255	7.5%	1,268	52.6%
BANCO LOS ANDES	3,424	4,764	4,731	-34	-0.7%	1,307	38.2%
FIE	1,653	2,910	3,013	103	3.5%	1,360	82.3%
PRODEM	1,627	2,904	2,739	-165	-5.7%	1,112	68.4%
ECO FUTURO	1,473	1,861	1,909	48	2.6%	437	29.7%
FORTALEZA	950	1,466	1,485	18	1.3%	535	56.3%
FASSIL	87	90	89	-1	-0.6%	2	2.0%
AGRO CAPITAL	369	723	699	-25	-3.4%	329	89.1%
TOTAL ASOFIN	11,992	18,142	18,343	201	1.1%	6,350	53.0%
BANCOS (1)	153,918	157,751	155,429	-2,322	-1.5%	1,510	1.0%
COOP ABIERTAS	7,936	10,142	9,986	-156	-1.5%	2,050	25.8%
MUTUALES	13,280	13,444	13,594	150	1.1%	314	2.4%

MORA SEGUN BALANCE (MILES DE \$US)



ENTIDAD	PREVISION CONSTITUIDA			VARIACION MES		VARIACION Dic08-Oct09	
	31/12/08	30/09/09	31/10/09	MONTO	%	MONTO	%
BANCOSOL	17,095	23,328	24,363	1,035	4.4%	7,267	42.5%
BANCO LOS ANDES	9,046	11,185	11,264	79	0.7%	2,217	24.5%
FIE	12,415	16,531	17,132	601	3.6%	4,717	38.0%
PRODEM	7,428	9,948	10,208	260	2.6%	2,780	37.4%
ECO FUTURO	2,816	4,307	4,729	422	9.8%	1,913	67.9%
FORTALEZA	2,042	2,482	2,506	24	1.0%	464	22.7%
FASSIL	1,036	1,164	1,142	-22	-1.9%	106	10.2%
AGRO CAPITAL	1,540	1,972	2,012	41	2.1%	472	30.7%
TOTAL ASOFIN	53,419	70,917	73,356	2,439	3.4%	19,937	37.3%
BANCOS (1)	232,735	234,340	232,462	-1,879	-0.8%	-273	-0.1%
COOP ABIERTAS	28,321	30,601	30,752	151	0.5%	2,431	8.6%
MUTUALES	30,794	32,979	33,365	386	1.2%	2,571	8.3%

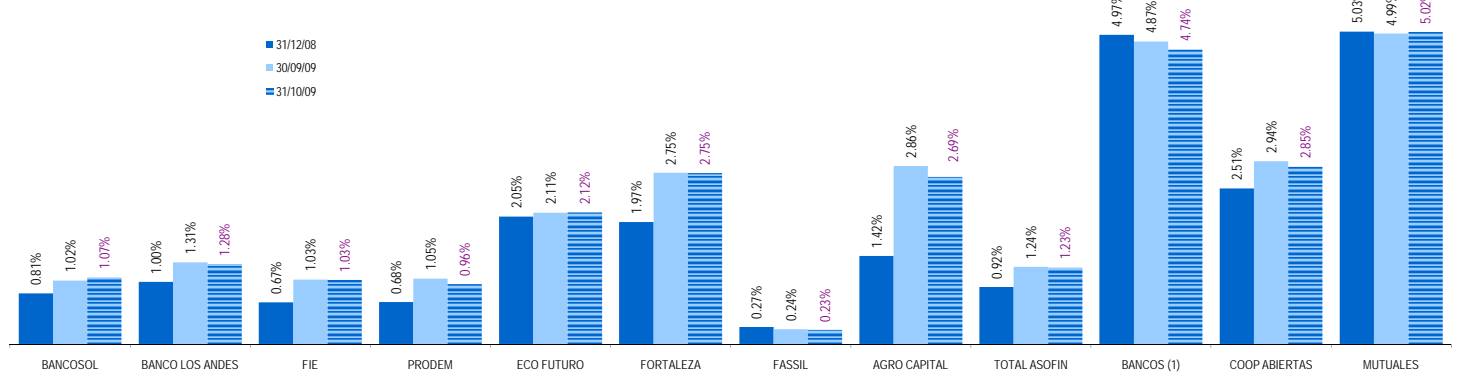
PREVISION CONSTITUIDA (MILES DE \$us)



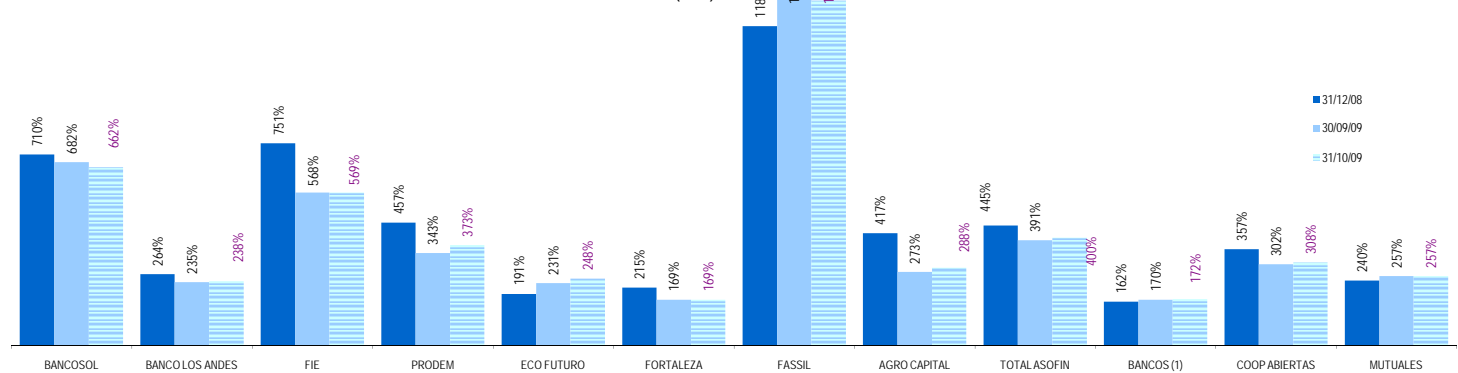
EVOLUCION POR ENTIDAD DE LOS PRINCIPALES INDICADORES, EN %:

ENTIDAD	MORA / CARTERA BRUTA			PREVISION / MORA			RESULTADO / PATRIMONIO		
	31/12/08	30/09/09	31/10/09	31/12/08	30/09/09	31/10/09	31/12/08	30/09/09	31/10/09
BANCOSOL	0.81%	1.02%	1.07%	709.5%	681.6%	662.5%	8.2%	21.4%	23.1%
BANCO LOS ANDES	1.00%	1.31%	1.28%	264.2%	234.8%	238.1%	8.9%	12.2%	13.1%
FIE	0.67%	1.03%	1.03%	751.0%	568.0%	568.6%	20.2%	17.1%	17.2%
PRODEM	0.68%	1.05%	0.96%	456.6%	342.5%	372.7%	14.0%	13.1%	14.5%
ECO FUTURO	2.05%	2.11%	2.12%	191.3%	231.4%	247.7%	6.2%	10.9%	10.0%
FORTALEZA	1.97%	2.75%	2.75%	215.0%	169.2%	168.8%	3.4%	4.4%	6.4%
FASSIL	0.27%	0.24%	0.23%	1187.0%	1299.3%	1282.2%	-9.1%	-11.1%	-8.4%
AGRO CAPITAL	1.42%	2.86%	2.69%	416.8%	272.5%	288.0%	-2.9%	1.3%	1.8%
TOTAL ASOFIN	0.92%	1.24%	1.23%	445.4%	390.9%	399.9%	9.8%	13.1%	14.1%
BANCOS (1)	4.97%	4.87%	4.74%	162.1%	169.9%	171.7%	23.1%	21.3%	21.3%
COOP ABIERTAS	2.51%	2.94%	2.85%	356.9%	301.7%	308.0%	6.0%	8.5%	8.8%
MUTUALES	5.03%	4.99%	5.02%	240.1%	256.8%	257.1%	7.9%	9.7%	9.2%

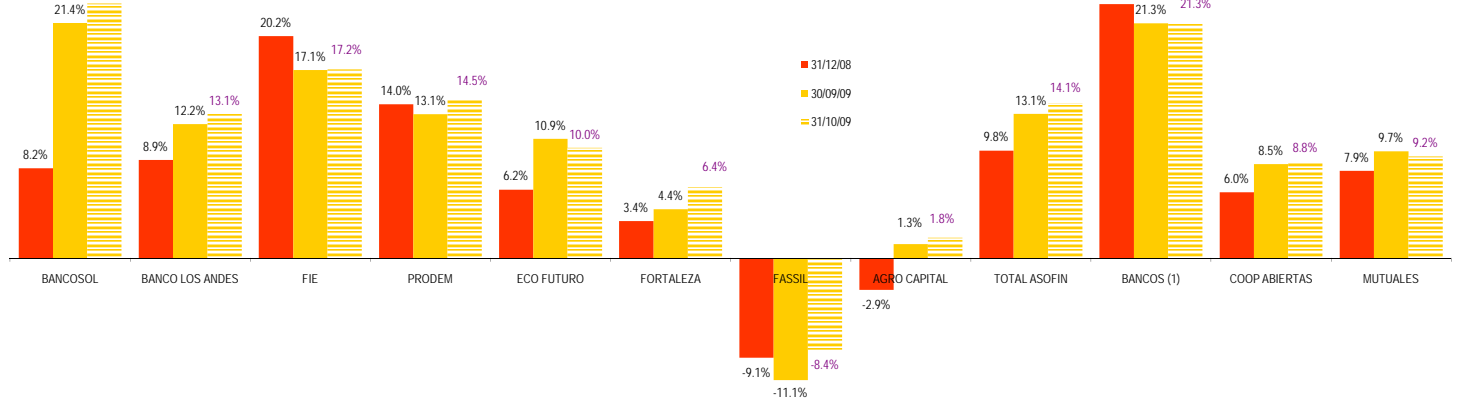
MORA/CARTERA BRUTA (EN %)



PREVISION/MORA (EN %)



ROE



(1) En Bancos no se incluye a BANCOSOL ni a BANCO LOS ANDES PROCREDIT por ser ambas entidades especializadas en microfinanzas