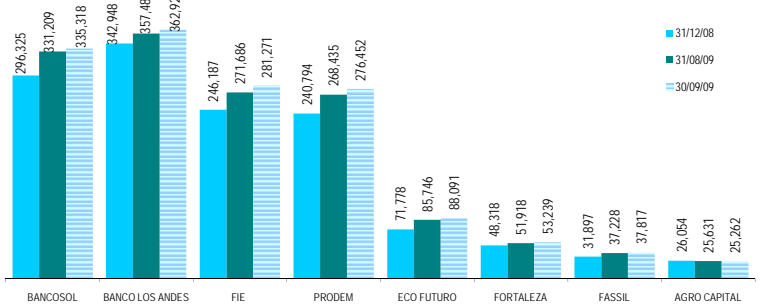


**EVOLUCION POR ENTIDAD (CIFRAS EN MILES DE DOLARES)**

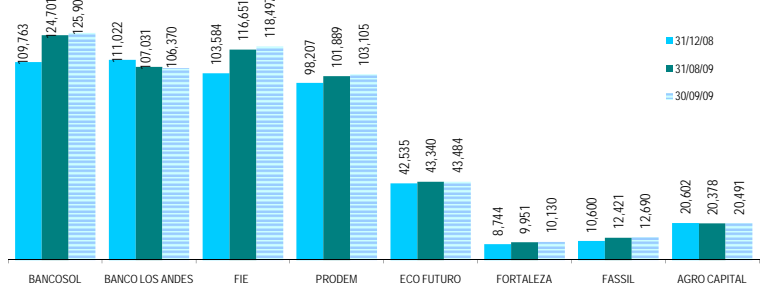
ENTIDAD	CARTERA BRUTA			VARIACION MES		VARIACION Dic08-Sep09	
	31/12/08	31/08/09	30/09/09	MONTO	%	MONTO	%
BANCOSOL	296,325	331,209	335,318	4,109	1.2%	38,992	13.2%
BANCO LOS ANDES	342,948	357,485	362,923	5,438	1.5%	19,975	5.8%
FIE	246,187	271,686	281,271	9,585	3.5%	35,084	14.3%
PRODEM	240,794	268,435	276,452	8,018	3.0%	35,658	14.8%
ECO FUTURO	71,778	85,746	88,091	2,346	2.7%	16,314	22.7%
FORTALEZA	48,318	51,918	53,239	1,321	2.5%	4,921	10.2%
FASSIL	31,897	37,228	37,817	590	1.6%	5,920	18.6%
AGRO CAPITAL	26,054	25,631	25,262	-368	-1.4%	-791	-3.0%
TOTAL ASOFIN	1,304,301	1,429,337	1,460,373	31,036	2.2%	156,072	12.0%
BANCOS (1)	3,094,449	3,195,236	3,239,650	44,414	1.4%	145,201	4.7%
COOP ABIERTAS	316,787	338,294	345,004	6,710	2.0%	28,218	8.9%
MUTUALES	264,243	267,099	269,212	2,114	0.8%	4,970	1.9%

**CARTERA BRUTA (MILES DE \$US)**



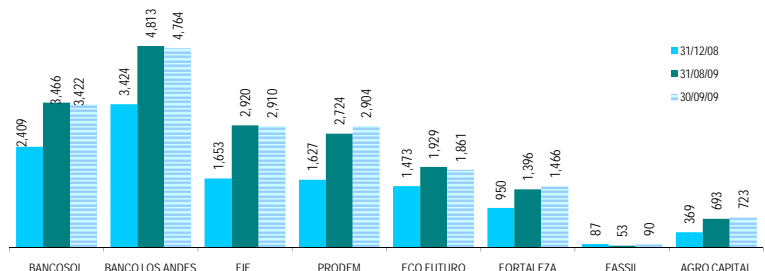
ENTIDAD	N° DE CLIENTES DE CREDITO			VARIACION MES		VARIACION Dic08-Sep09	
	31/12/08	31/08/09	30/09/09	N°	%	N°	%
BANCOSOL	109,763	124,701	125,900	1,199	1.0%	16,137	14.7%
BANCO LOS ANDES	111,022	107,031	106,370	-661	-0.6%	-4,652	-4.2%
FIE	103,584	116,651	118,497	1,846	1.6%	14,913	14.4%
PRODEM	98,207	101,889	103,105	1,216	1.2%	4,898	5.0%
ECO FUTURO	42,535	43,340	43,484	144	0.3%	949	2.2%
FORTALEZA	8,744	9,951	10,130	179	1.8%	1,386	15.9%
FASSIL	10,600	12,421	12,690	269	2.2%	2,090	19.7%
AGRO CAPITAL	20,602	20,378	20,491	113	0.6%	-111	-0.5%
TOTAL ASOFIN	505,057	536,362	540,667	4,305	0.8%	35,610	7.1%
BANCOS (1)	157,271	S/D	S/D	S/D	S/D	S/D	S/D
COOP ABIERTAS	81,618	S/D	S/D	S/D	S/D	S/D	S/D
MUTUALES	18,154	S/D	S/D	S/D	S/D	S/D	S/D

**N° DE CLIENTES**



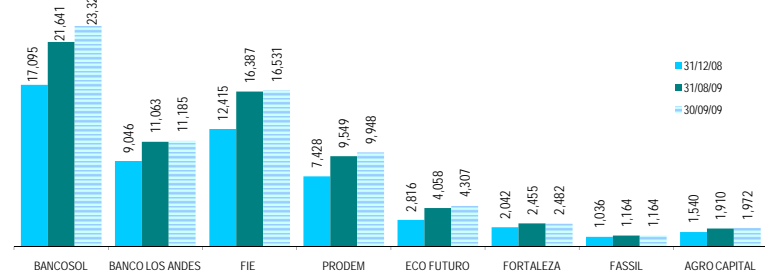
ENTIDAD	MORA SEGUN BALANCE			VARIACION MES		VARIACION Dic08-Sep09	
	31/12/08	31/08/09	30/09/09	MONTO	%	MONTO	%
BANCOSOL	2,409	3,466	3,422	-44	-1.3%	1,013	42.0%
BANCO LOS ANDES	3,424	4,813	4,764	-49	-1.0%	1,340	39.1%
FIE	1,653	2,920	2,910	-10	-0.3%	1,257	76.1%
PRODEM	1,627	2,724	2,904	180	6.6%	1,277	78.5%
ECO FUTURO	1,473	1,929	1,861	-68	-3.5%	389	26.4%
FORTALEZA	950	1,396	1,466	70	5.0%	517	54.4%
FASSIL	87	53	90	37	69.5%	2	2.6%
AGRO CAPITAL	369	693	723	30	4.3%	354	95.8%
TOTAL ASOFIN	11,992	17,995	18,142	146	0.8%	6,149	51.3%
BANCOS (1)	153,918	156,034	157,751	1,716	1.1%	3,832	2.5%
COOP ABIERTAS	7,936	10,398	10,142	-256	-2.5%	2,206	27.8%
MUTUALES	13,280	13,726	13,444	-282	-2.1%	164	1.2%

**MORA SEGUN BALANCE (MILES DE \$US)**



ENTIDAD	PREVISION CONSTITUIDA			VARIACION MES		VARIACION Dic08-Sep09	
	31/12/08	31/08/09	30/09/09	MONTO	%	MONTO	%
BANCOSOL	17,095	21,641	23,328	1,688	7.8%	6,233	36.5%
BANCO LOS ANDES	9,046	11,063	11,185	122	1.1%	2,138	23.6%
FIE	12,415	16,387	16,531	144	0.9%	4,116	33.2%
PRODEM	7,428	9,549	9,948	400	4.2%	2,521	33.9%
ECO FUTURO	2,816	4,058	4,307	249	6.1%	1,491	52.9%
FORTALEZA	2,042	2,455	2,482	26	1.1%	440	21.5%
FASSIL	1,036	1,164	1,164	0	0.0%	128	12.3%
AGRO CAPITAL	1,540	1,910	1,972	62	3.2%	431	28.0%
TOTAL ASOFIN	53,419	68,226	70,917	2,690	3.9%	17,498	32.8%
BANCOS (1)	232,735	236,357	234,340	-2,017	-0.9%	1,606	0.7%
COOP ABIERTAS	28,321	28,099	30,601	2,501	8.9%	2,280	8.0%
MUTUALES	30,794	32,754	32,979	225	0.7%	2,185	7.1%

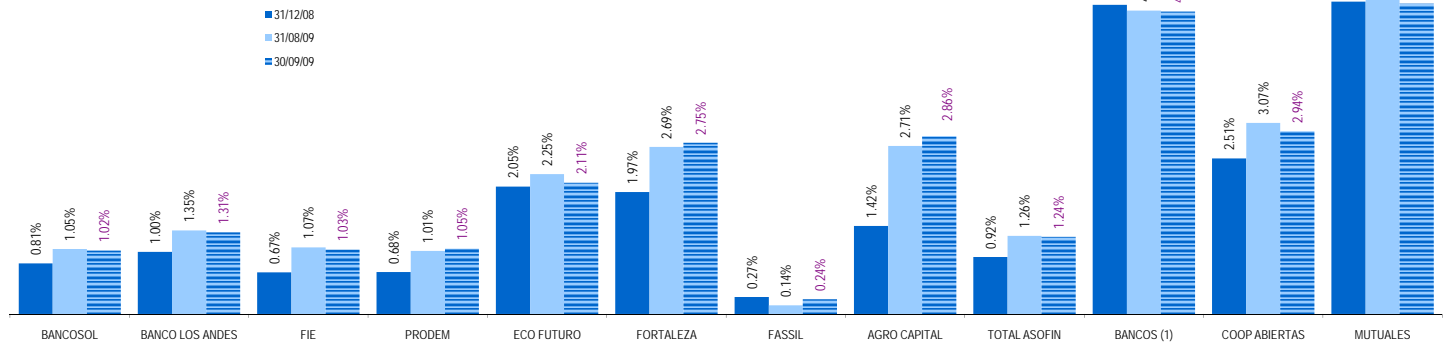
**PREVISION CONSTITUIDA (MILES DE \$US)**



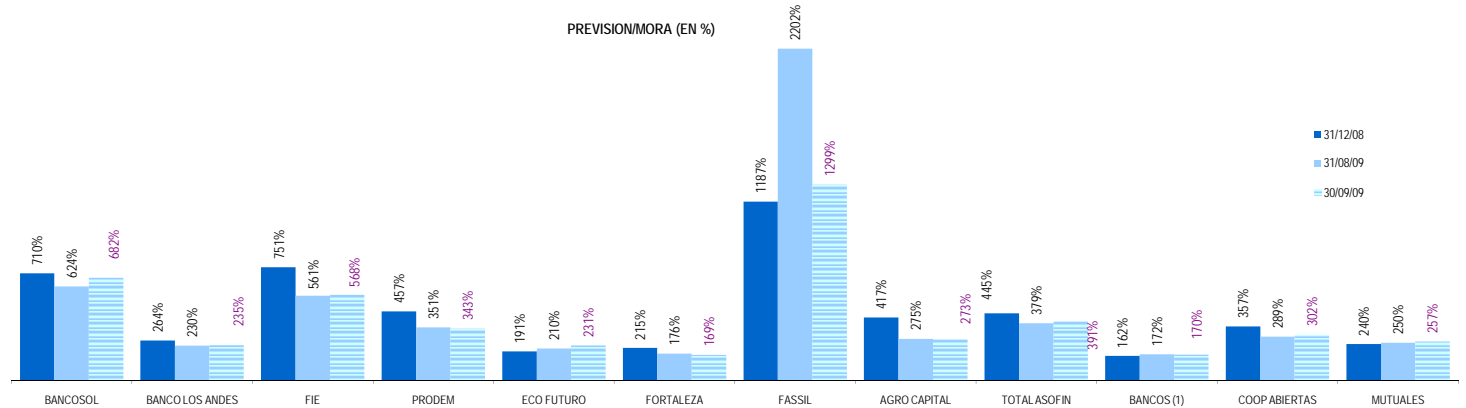
EVOLUCION POR ENTIDAD DE LOS PRINCIPALES INDICADORES, EN %:

ENTIDAD	MORA / CARTERA BRUTA			PREVISION / MORA			RESULTADO / PATRIMONIO		
	31/12/08	31/08/09	30/09/09	31/12/08	31/08/09	30/09/09	31/12/08	31/08/09	30/09/09
BANCOSOL	0.81%	1.05%	1.02%	709.5%	624.3%	681.6%	8.2%	25.8%	21.4%
BANCO LOS ANDES	1.00%	1.35%	1.31%	264.2%	229.8%	234.8%	8.9%	11.0%	12.2%
FIE	0.67%	1.07%	1.03%	751.0%	561.2%	568.0%	20.2%	16.7%	17.1%
PRODEM	0.68%	1.01%	1.05%	456.6%	350.5%	342.5%	14.0%	11.6%	13.1%
ECO FUTURO	2.05%	2.25%	2.11%	191.3%	210.3%	231.4%	6.2%	11.5%	10.9%
FORTALEZA	1.97%	2.69%	2.75%	215.0%	175.9%	169.2%	3.4%	2.2%	4.4%
FASSIL	0.27%	0.14%	0.24%	1187.0%	2201.7%	1299.3%	-9.1%	-14.5%	-11.1%
AGRO CAPITAL	1.42%	2.71%	2.86%	416.8%	275.5%	272.5%	-2.9%	1.9%	1.3%
TOTAL ASOFIN	0.92%	1.26%	1.24%	445.4%	379.1%	390.9%	9.8%	13.1%	13.1%
BANCOS (1)	4.97%	4.88%	4.87%	162.1%	172.5%	169.9%	23.1%	21.0%	21.3%
COOP ABIERTAS	2.51%	3.07%	2.94%	356.9%	289.1%	301.7%	6.0%	8.8%	8.5%
MUTUALES	5.03%	5.14%	4.99%	240.1%	249.6%	256.8%	7.9%	10.1%	9.7%

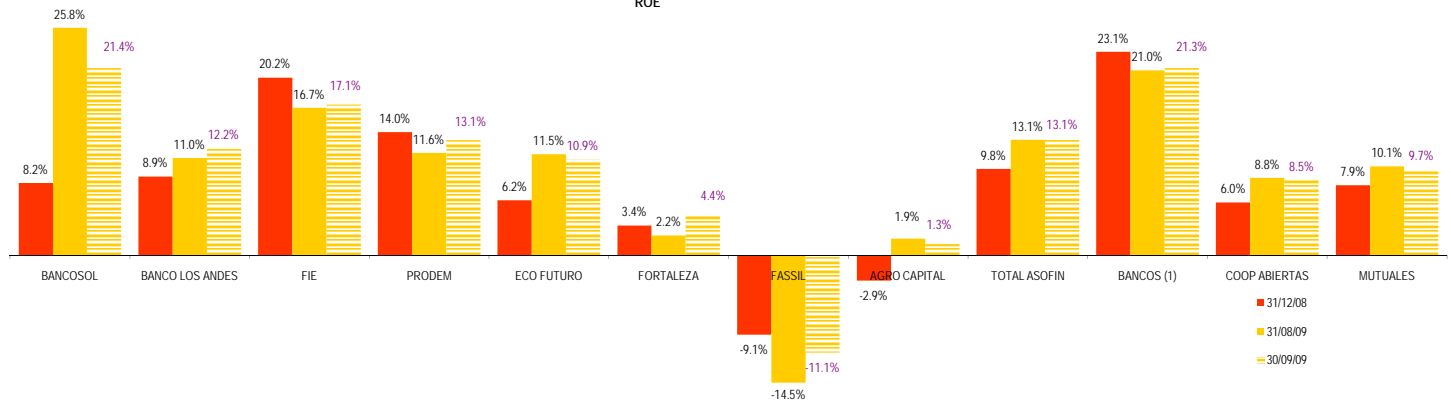
MORA/CARTERA BRUTA (EN %)



PREVISION/MORA (EN %)



ROE



(1) En Bancos no se incluye a BANCOSOL ni a BANCO LOS ANDES PROCREDIT por ser ambas entidades especializadas en microfinanzas