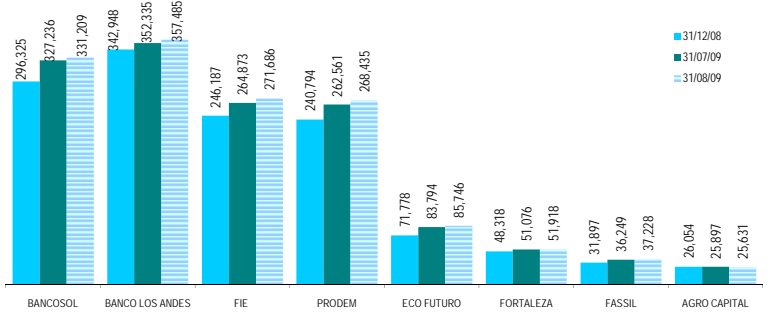


EVOLUCION POR ENTIDAD (CIFRAS EN MILES DE DOLARES)

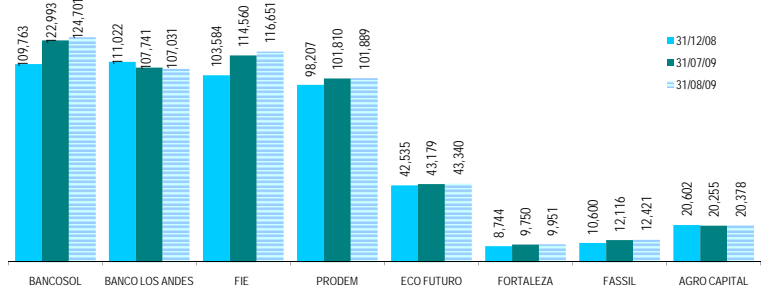
ENTIDAD	CARTERA BRUTA			VARIACION MES		VARIACION Dic08-Ago09	
	31/12/08	31/07/09	31/08/09	MONTO	%	MONTO	%
BANCOSOL	296,325	327,236	331,209	3,973	1.2%	34,884	11.8%
BANCO LOS ANDES	342,948	352,335	357,485	5,150	1.5%	14,537	4.2%
FIE	246,187	264,873	271,686	6,813	2.6%	25,499	10.4%
PRODEM	240,794	262,561	268,435	5,874	2.2%	27,641	11.5%
ECO FUTURO	71,778	83,794	85,746	1,952	2.3%	13,968	19.5%
FORTALEZA	48,318	51,076	51,918	842	1.6%	3,600	7.5%
FASSIL	31,897	36,249	37,228	979	2.7%	5,330	16.7%
AGRO CAPITAL	26,054	25,897	25,631	-266	-1.0%	-423	-1.6%
TOTAL ASOFIN	1,304,301	1,404,021	1,429,337	25,316	1.8%	125,036	9.6%
BANCOS (1)	3,094,449	3,180,690	3,195,236	14,546	0.5%	100,787	3.3%
COOP ABIERTAS	316,787	334,403	338,294	3,891	1.2%	21,507	6.8%
MUTUALES	264,243	264,697	267,099	2,401	0.9%	2,856	1.1%

CARTERA BRUTA (MILES DE \$US)



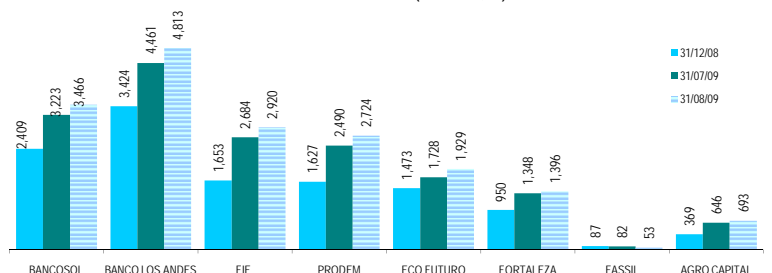
ENTIDAD	N° DE CLIENTES DE CREDITO			VARIACION MES		VARIACION Dic08-Ago09	
	31/12/08	31/07/09	31/08/09	N°	%	N°	%
BANCOSOL	109,763	122,993	124,701	1,708	1.4%	14,938	13.6%
BANCO LOS ANDES	111,022	107,741	107,031	-710	-0.7%	-3,991	-3.6%
FIE	103,584	114,560	116,651	2,091	1.8%	13,067	12.6%
PRODEM	98,207	101,810	101,889	79	0.1%	3,682	3.7%
ECO FUTURO	42,535	43,179	43,340	161	0.4%	805	1.9%
FORTALEZA	8,744	9,750	9,951	201	2.1%	1,207	13.8%
FASSIL	10,600	12,116	12,421	305	2.5%	1,821	17.2%
AGRO CAPITAL	20,602	20,255	20,378	123	0.6%	-224	-1.1%
TOTAL ASOFIN	505,057	532,404	536,362	3,958	0.7%	31,305	6.2%
BANCOS (1)	157,271	S/D	S/D	S/D	S/D	S/D	S/D
COOP ABIERTAS	81,618	S/D	S/D	S/D	S/D	S/D	S/D
MUTUALES	18,154	S/D	S/D	S/D	S/D	S/D	S/D

N° DE CLIENTES



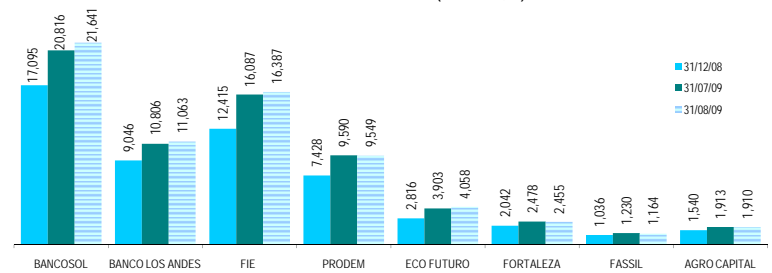
ENTIDAD	MORA SEGUN BALANCE			VARIACION MES		VARIACION Dic08-Ago09	
	31/12/08	31/07/09	31/08/09	MONTO	%	MONTO	%
BANCOSOL	2,409	3,223	3,466	243	7.6%	1,057	43.9%
BANCO LOS ANDES	3,424	4,461	4,813	352	7.9%	1,389	40.6%
FIE	1,653	2,684	2,920	236	8.8%	1,267	76.6%
PRODEM	1,627	2,490	2,724	234	9.4%	1,097	67.4%
ECO FUTURO	1,473	1,728	1,929	201	11.7%	457	31.0%
FORTALEZA	950	1,348	1,396	48	3.5%	446	47.0%
FASSIL	87	82	53	-29	-35.4%	-34	-39.4%
AGRO CAPITAL	369	646	693	47	7.3%	324	87.6%
TOTAL ASOFIN	11,992	16,663	17,995	1,332	8.0%	6,003	50.1%
BANCOS (1)	153,918	162,114	156,034	-6,080	-3.8%	2,116	1.4%
COOP ABIERTAS	7,936	9,523	10,398	875	9.2%	2,462	31.0%
MUTUALES	13,280	13,644	13,726	82	0.6%	446	3.4%

MORA SEGUN BALANCE (MILES DE \$US)



ENTIDAD	PREVISION CONSTITUIDA			VARIACION MES		VARIACION Dic08-Ago09	
	31/12/08	31/07/09	31/08/09	MONTO	%	MONTO	%
BANCOSOL	17,095	20,816	21,641	825	4.0%	4,545	26.6%
BANCO LOS ANDES	9,046	10,806	11,063	257	2.4%	2,017	22.3%
FIE	12,415	16,087	16,387	300	1.9%	3,972	32.0%
PRODEM	7,428	9,590	9,549	-42	-0.4%	2,121	28.6%
ECO FUTURO	2,816	3,903	4,058	155	4.0%	1,242	44.1%
FORTALEZA	2,042	2,478	2,455	-23	-0.9%	414	20.3%
FASSIL	1,036	1,230	1,164	-65	-5.3%	128	12.3%
AGRO CAPITAL	1,540	1,913	1,910	-3	-0.2%	370	24.0%
TOTAL ASOFIN	53,419	66,822	68,226	1,404	2.1%	14,807	27.7%
BANCOS (1)	232,735	241,631	236,357	-5,274	-2.2%	3,622	1.6%
COOP ABIERTAS	28,321	30,681	28,099	-2,582	-8.4%	-222	-0.8%
MUTUALES	30,794	32,244	32,754	510	1.6%	1,960	6.4%

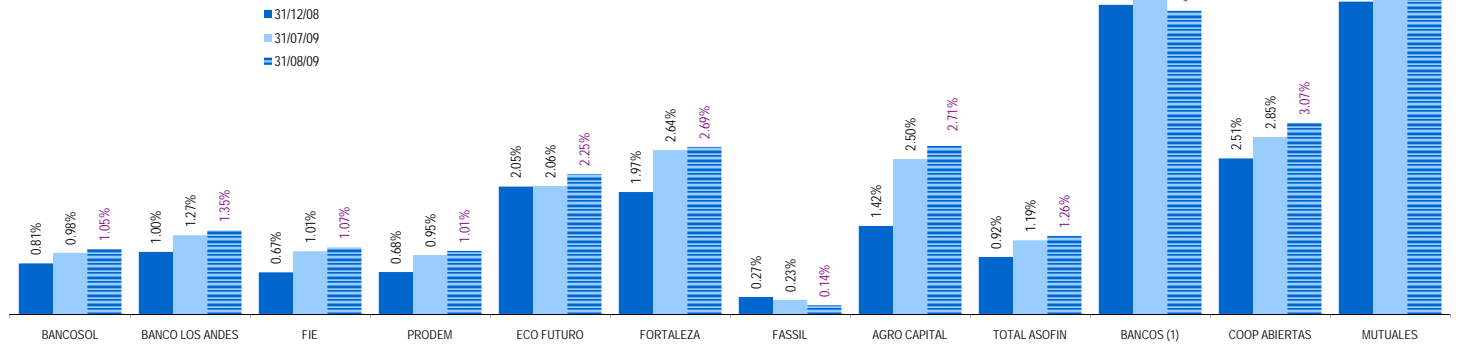
PREVISION CONSTITUIDA (MILES DE \$US)



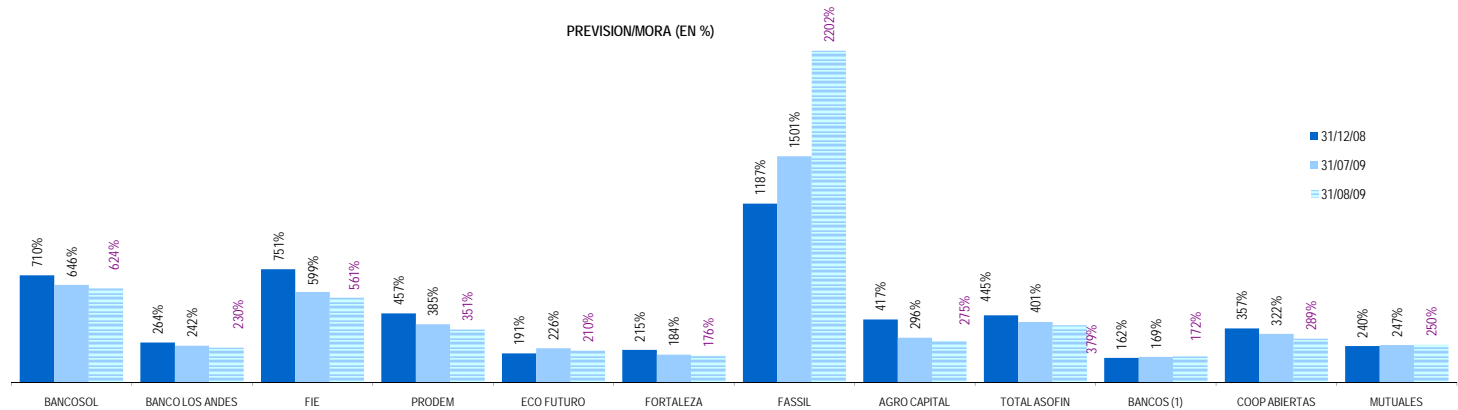
EVOLUCION POR ENTIDAD DE LOS PRINCIPALES INDICADORES, EN %:

ENTIDAD	MORA / CARTERA BRUTA			PREVISION / MORA			RESULTADO / PATRIMONIO		
	31/12/08	31/07/09	31/08/09	31/12/08	31/07/09	31/08/09	31/12/08	31/07/09	31/08/09
BANCOSOL	0.81%	0.98%	1.05%	709.5%	645.8%	624.3%	8.2%	26.2%	25.8%
BANCO LOS ANDES	1.00%	1.27%	1.35%	264.2%	242.2%	229.8%	8.9%	10.5%	11.0%
FIE	0.67%	1.01%	1.07%	751.0%	599.4%	561.2%	20.2%	16.0%	16.7%
PRODEM	0.68%	0.95%	1.01%	456.6%	385.1%	350.5%	14.0%	10.3%	11.6%
ECO FUTURO	2.05%	2.06%	2.25%	191.3%	225.8%	210.3%	6.2%	10.7%	11.5%
FORTALEZA	1.97%	2.64%	2.69%	215.0%	183.8%	175.9%	3.4%	0.9%	2.2%
FASSIL	0.27%	0.23%	0.14%	1187.0%	1501.1%	2201.7%	-9.1%	-20.0%	-14.5%
AGRO CAPITAL	1.42%	2.50%	2.71%	416.8%	296.0%	275.5%	-2.9%	0.7%	1.9%
TOTAL ASOFIN	0.92%	1.19%	1.26%	445.4%	401.0%	379.1%	9.8%	12.4%	13.1%
BANCOS (1)	4.97%	5.10%	4.88%	162.1%	168.6%	172.5%	23.1%	20.0%	21.0%
COOP ABIERTAS	2.51%	2.85%	3.07%	356.9%	322.2%	289.1%	6.0%	7.4%	8.8%
MUTUALES	5.03%	5.15%	5.14%	240.1%	247.4%	249.6%	7.9%	10.3%	10.1%

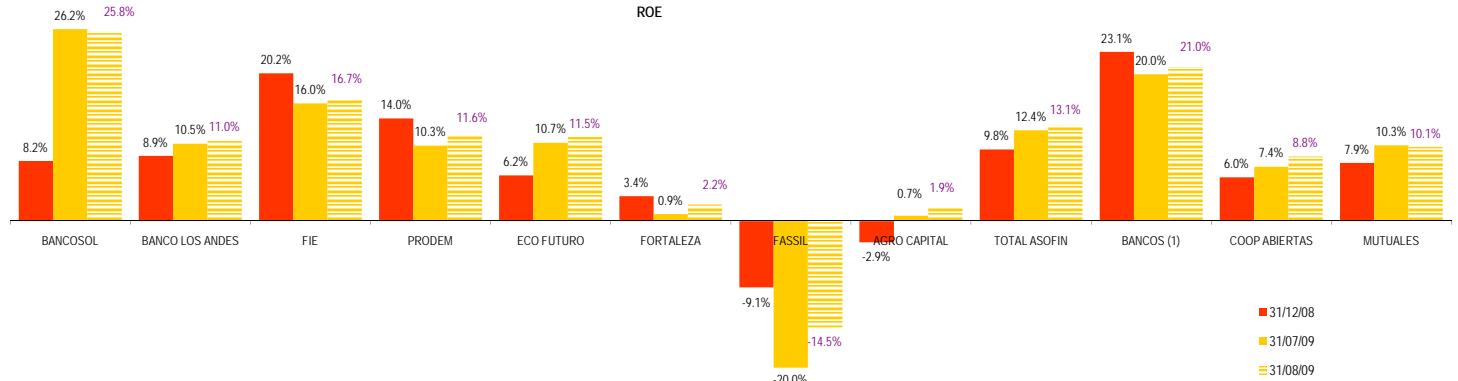
MORA/CARTERA BRUTA (EN %)



PREVISION/MORA (EN %)



ROE



(1) En Bancos no se incluye a BANCOSOL ni a BANCO LOS ANDES PROCREDIT por ser ambas entidades especializadas en microfinanzas

