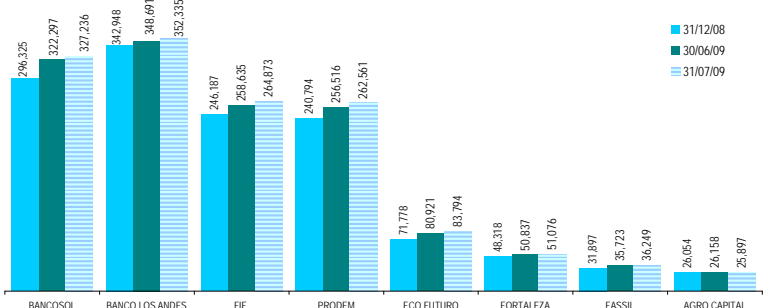


**EVOLUCION POR ENTIDAD (CIFRAS EN MILES DE DOLARES)**

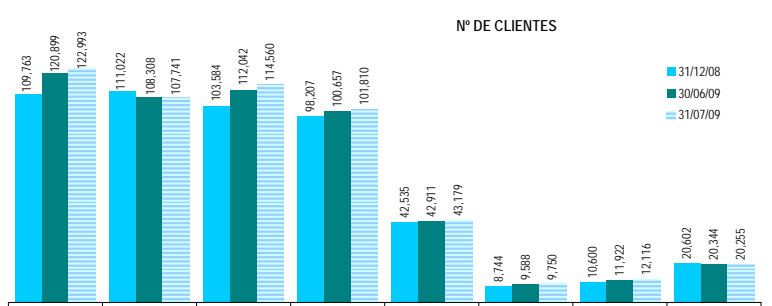
ENTIDAD	CARTERA BRUTA			VARIACION MES		VARIACION Dic/08-Jul/09	
	31/12/08	30/06/09	31/07/09	MONTO	%	MONTO	%
BANCOSOL	296,325	322,297	327,236	4,939	1.5%	30,911	10.4%
BANCO LOS ANDES	342,948	348,691	352,335	3,644	1.0%	9,386	2.7%
FIE	246,187	258,635	264,873	6,238	2.4%	18,686	7.6%
PRODEM	240,794	256,516	262,561	6,045	2.4%	21,767	9.0%
ECO FUTURO	71,778	80,921	83,794	2,873	3.6%	12,016	16.7%
FORTALEZA	48,318	50,837	51,076	239	0.5%	2,758	5.7%
FASSIL	31,897	35,723	36,249	526	1.5%	4,352	13.6%
AGRO CAPITAL	26,054	26,158	25,897	-261	-1.0%	-157	-0.6%
TOTAL ASOFIN	1,304,301	1,379,778	1,404,021	24,243	1.8%	99,720	7.6%
BANCOS (1)	3,094,449	3,187,739	3,180,690	-7,049	-0.2%	86,241	2.8%
COOP.ABIERTAS	316,787	328,756	334,403	5,647	1.7%	17,616	5.6%
MUTUALES	264,243	263,072	264,697	1,625	0.6%	455	0.2%

**CARTERA BRUTA (MILES DE \$US)**



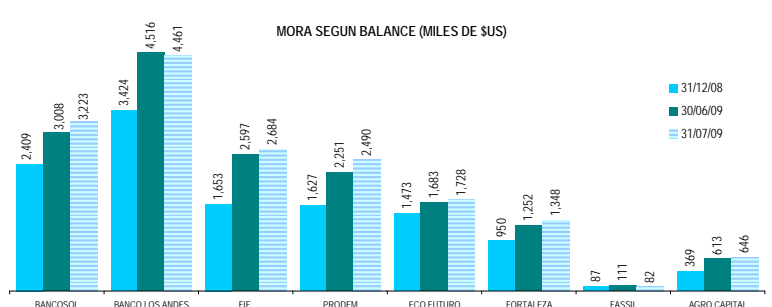
ENTIDAD	N° DE CLIENTES DE CREDITO			VARIACION MES		VARIACION Dic/08-Jul/09	
	31/12/08	30/06/09	31/07/09	N°	%	N°	%
BANCOSOL	109,763	120,899	122,993	2,094	1.7%	13,230	12.1%
BANCO LOS ANDES	111,022	108,308	107,741	-567	-0.5%	-3,281	-3.0%
FIE	103,584	112,042	114,560	2,518	2.2%	10,976	10.6%
PRODEM	98,207	100,657	101,810	1,153	1.1%	3,603	3.7%
ECO FUTURO	42,535	42,911	43,179	268	0.6%	644	1.5%
FORTALEZA	8,744	9,588	9,750	162	1.7%	1,006	11.5%
FASSIL	10,600	11,922	12,116	194	1.6%	1,516	14.3%
AGRO CAPITAL	20,602	20,344	20,255	-89	-0.4%	-347	-1.7%
TOTAL ASOFIN	505,057	526,671	532,404	5,733	1.1%	27,347	5.4%
BANCOS (1)	157,271	S/D	S/D	S/D	S/D	S/D	S/D
COOP.ABIERTAS	81,618	S/D	S/D	S/D	S/D	S/D	S/D
MUTUALES	18,154	S/D	S/D	S/D	S/D	S/D	S/D

**N° DE CLIENTES**



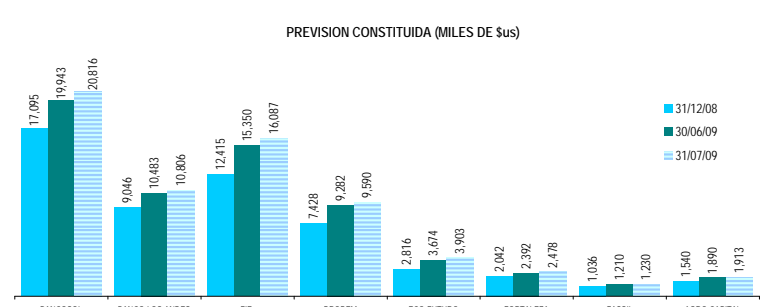
ENTIDAD	MORA SEGUN BALANCE			VARIACION MES		VARIACION Dic/08-Jul/09	
	31/12/08	30/06/09	31/07/09	MONTO	%	MONTO	%
BANCOSOL	2,409	3,008	3,223	215	7.1%	814	33.8%
BANCO LOS ANDES	3,424	4,516	4,461	-55	-1.2%	1,037	30.3%
FIE	1,653	2,597	2,684	87	3.3%	1,031	62.4%
PRODEM	1,627	2,251	2,490	240	10.7%	864	53.1%
ECO FUTURO	1,473	1,683	1,728	45	2.7%	256	17.4%
FORTALEZA	950	1,252	1,348	97	7.7%	399	42.0%
FASSIL	87	111	82	-29	-26.2%	-5	-6.2%
AGRO CAPITAL	369	613	646	33	5.4%	277	74.9%
TOTAL ASOFIN	11,992	16,030	16,663	633	3.9%	4,671	38.9%
BANCOS (1)	153,918	163,034	162,114	-920	-0.6%	8,196	5.3%
COOP.ABIERTAS	7,936	9,381	9,523	142	1.5%	1,587	20.0%
MUTUALES	13,280	14,067	13,644	-423	-3.0%	363	2.7%

**MORA SEGUN BALANCE (MILES DE \$US)**



ENTIDAD	PREVISION CONSTITUIDA			VARIACION MES		VARIACION Dic/08-Jul/09	
	31/12/08	30/06/09	31/07/09	MONTO	%	MONTO	%
BANCOSOL	17,095	19,943	20,816	873	4.4%	3,720	21.8%
BANCO LOS ANDES	9,046	10,483	10,806	323	3.1%	1,760	19.5%
FIE	12,415	15,350	16,087	737	4.8%	3,672	29.6%
PRODEM	7,428	9,282	9,590	308	3.3%	2,162	29.1%
ECO FUTURO	2,816	3,674	3,903	228	6.2%	1,086	38.6%
FORTALEZA	2,042	2,392	2,478	86	3.6%	436	21.4%
FASSIL	1,036	1,210	1,230	20	1.6%	193	18.6%
AGRO CAPITAL	1,540	1,890	1,913	22	1.2%	373	24.2%
TOTAL ASOFIN	53,419	64,225	66,822	2,597	4.0%	13,403	25.1%
BANCOS (1)	232,735	239,692	241,631	1,939	0.8%	8,897	3.8%
COOP.ABIERTAS	28,321	30,341	30,681	341	1.1%	2,360	8.3%
MUTUALES	30,794	32,046	32,244	198	0.6%	1,450	4.7%

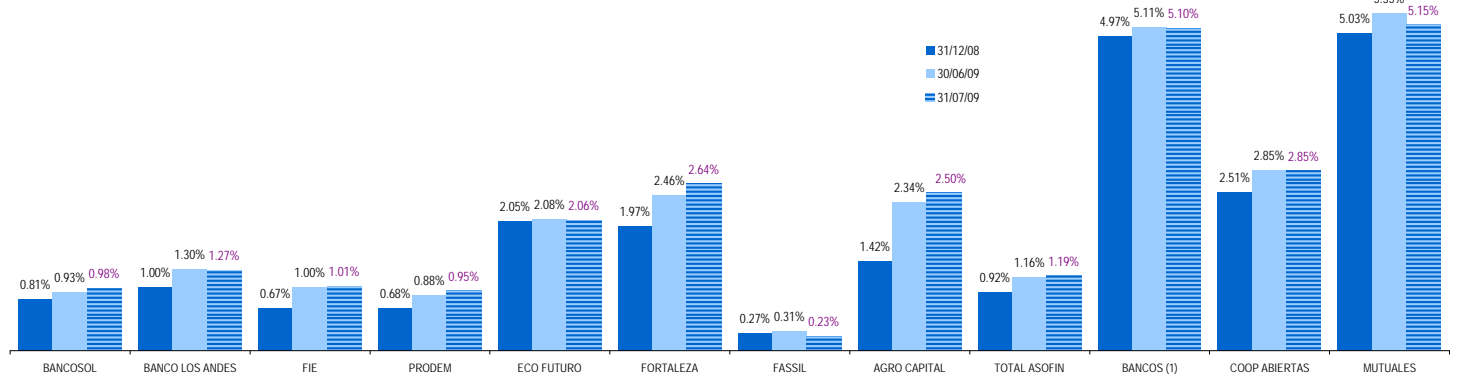
**PREVISION CONSTITUIDA (MILES DE \$US)**



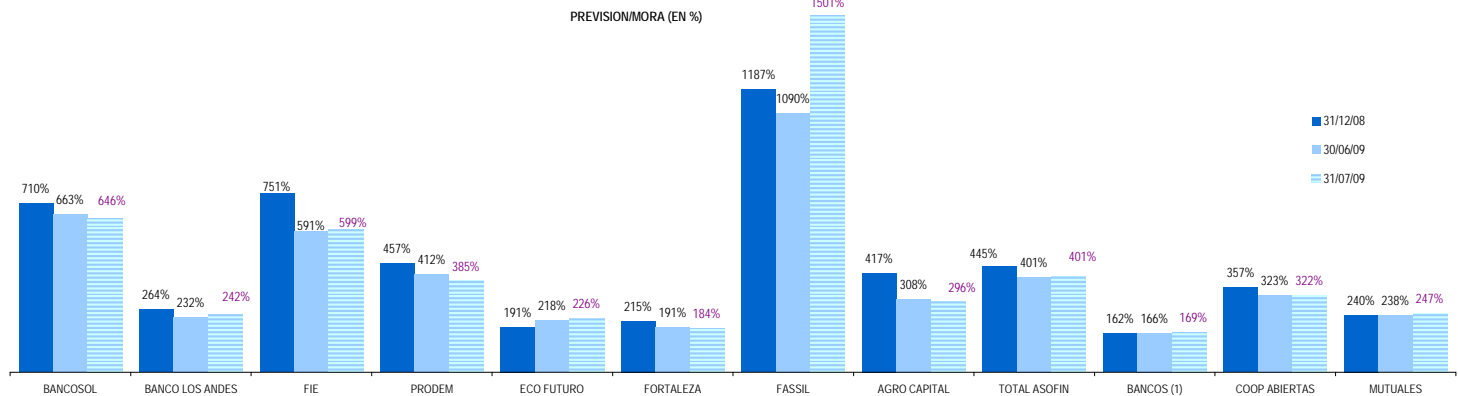
EVOLUCION POR ENTIDAD DE LOS PRINCIPALES INDICADORES, EN %:

ENTIDAD	MORA / CARTERA BRUTA			PREVISION / MORA			RESULTADO / PATRIMONIO		
	31/12/08	30/06/09	31/07/09	31/12/08	30/06/09	31/07/09	31/12/08	30/06/09	31/07/09
BANCOSOL	0.81%	0.93%	0.98%	709.5%	663.0%	645.8%	8.2%	25.9%	26.2%
BANCO LOS ANDES	1.00%	1.30%	1.27%	264.2%	232.1%	242.2%	8.9%	9.9%	10.5%
FIE	0.67%	1.00%	1.01%	751.0%	591.0%	599.4%	20.2%	16.8%	16.0%
PRODEM	0.68%	0.88%	0.95%	456.6%	412.4%	385.1%	14.0%	8.8%	10.3%
ECO FUTURO	2.05%	2.08%	2.06%	191.3%	218.4%	225.8%	6.2%	9.2%	10.7%
FORTALEZA	1.97%	2.46%	2.64%	215.0%	191.1%	183.8%	3.4%	0.1%	0.9%
FASSIL	0.27%	0.31%	0.23%	1187.0%	1089.9%	1501.1%	-9.1%	-23.5%	-20.0%
AGRO CAPITAL	1.42%	2.34%	2.50%	416.8%	308.3%	296.0%	-2.9%	0.9%	0.7%
TOTAL ASOFIN	0.92%	1.16%	1.19%	445.4%	400.6%	401.0%	9.8%	11.8%	12.4%
BANCOS (1)	4.97%	5.11%	5.10%	162.1%	165.6%	168.6%	23.1%	19.4%	20.0%
COOP ABIERTAS	2.51%	2.85%	2.85%	356.9%	323.4%	322.2%	6.0%	7.7%	7.4%
MUTUALES	5.03%	5.35%	5.15%	240.1%	238.1%	247.4%	7.9%	11.0%	10.3%

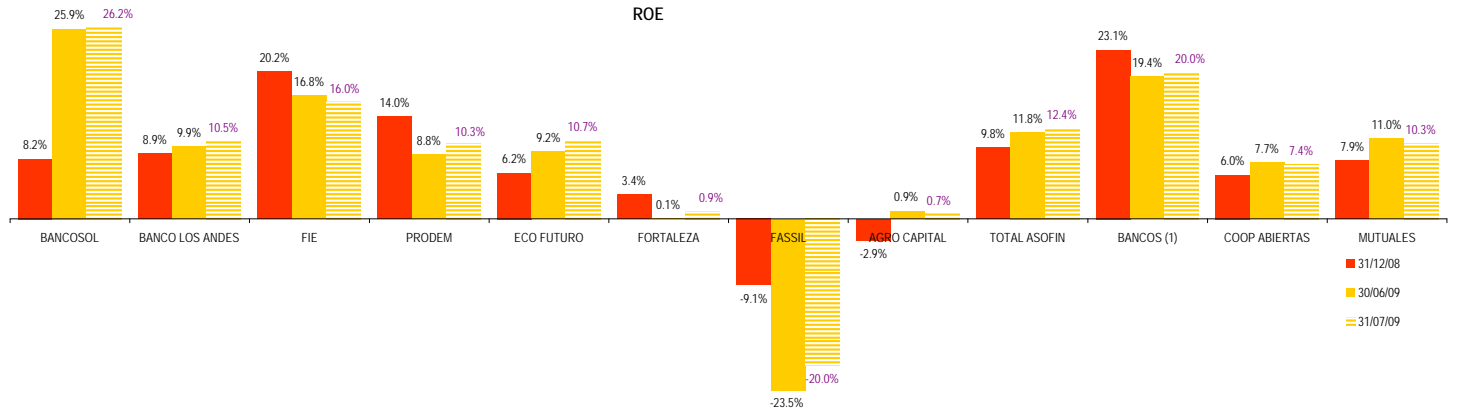
MORA/CARTERA BRUTA (EN %)



PREVISION/MORA (EN %)



ROE



(1) En Bancos no se incluye a BANCOSOL ni a BANCO LOS ANDES PROCREDIT por ser ambas entidades especializadas en microfinanzas