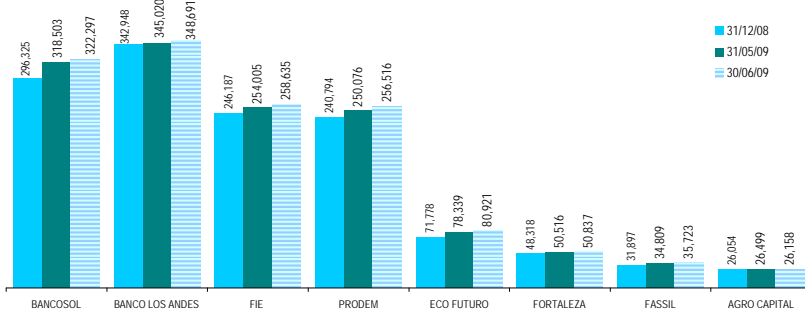


**EVOLUCION POR ENTIDAD (CIFRAS EN MILES DE DOLARES)**

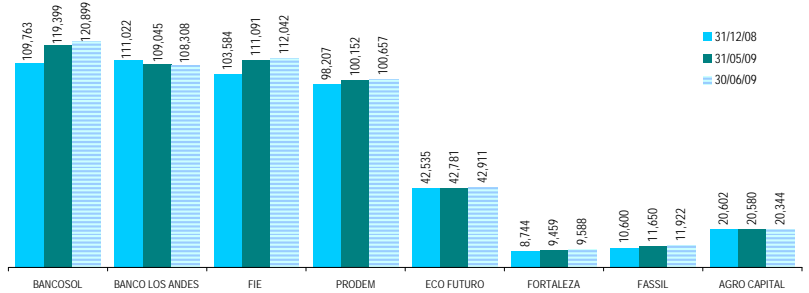
ENTIDAD	CARTERA BRUTA			VARIACION MES		VARIACION Dic08-Jun09	
	31/12/08	31/05/09	30/06/09	MONTO	%	MONTO	%
BANCOSOL	296,325	318,503	322,297	3,795	1.2%	25,972	8.8%
BANCO LOS ANDES	342,948	345,020	348,691	3,670	1.1%	5,742	1.7%
FIE	246,187	254,005	258,635	4,630	1.8%	12,448	5.1%
PRODEM	240,794	250,076	256,516	6,440	2.6%	15,722	6.5%
ECO FUTURO	71,778	78,339	80,921	2,582	3.3%	9,143	12.7%
FORTALEZA	48,318	50,516	50,837	321	0.6%	2,519	5.2%
FASSIL	31,897	34,809	35,723	914	2.6%	3,825	12.0%
AGRO CAPITAL	26,054	26,499	26,158	-341	-1.3%	104	0.4%
TOTAL ASOFIN	1,304,301	1,357,767	1,379,778	22,011	1.6%	75,477	5.8%
BANCOS (1)	3,094,449	3,132,062	3,187,739	55,678	1.8%	93,290	3.0%
COOP.ABIERTAS	316,787	326,071	328,756	2,684	0.8%	11,969	3.8%
MUTUALES	264,243	262,398	263,072	675	0.3%	-1,170	-0.4%

**CARTERA BRUTA (MILES DE \$US)**



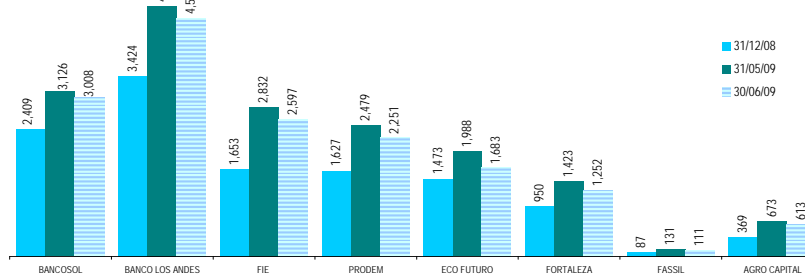
ENTIDAD	N° DE CLIENTES DE CREDITO			VARIACION MES		VARIACION Dic08-Jun09	
	31/12/08	31/05/09	30/06/09	N°	%	N°	%
BANCOSOL	109,763	119,399	120,899	1,500	1.3%	11,136	10.1%
BANCO LOS ANDES	111,022	109,045	108,308	-737	-0.7%	-2,714	-2.4%
FIE	103,584	111,091	112,042	951	0.9%	8,458	8.2%
PRODEM	98,207	100,152	100,657	505	0.5%	2,450	2.5%
ECO FUTURO	42,535	42,781	42,911	130	0.3%	376	0.9%
FORTALEZA	8,744	9,459	9,588	129	1.4%	844	9.7%
FASSIL	10,600	11,650	11,922	272	2.3%	1,322	12.5%
AGRO CAPITAL	20,602	20,580	20,344	-236	-1.1%	-258	-1.3%
TOTAL ASOFIN	505,057	524,157	526,671	2,514	0.5%	21,614	4.3%
BANCOS (1)	157,271	S/D	S/D	S/D	S/D	S/D	S/D
COOP.ABIERTAS	81,618	S/D	S/D	S/D	S/D	S/D	S/D
MUTUALES	18,154	S/D	S/D	S/D	S/D	S/D	S/D

**N° DE CLIENTES**



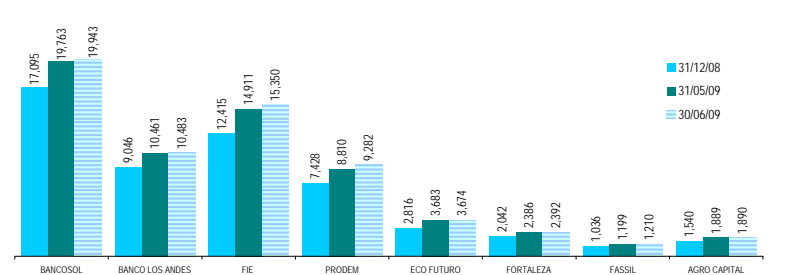
ENTIDAD	MORA SEGUN BALANCE			VARIACION MES		VARIACION Dic08-Jun09	
	31/12/08	31/05/09	30/06/09	MONTO	%	MONTO	%
BANCOSOL	2,409	3,126	3,008	-118	-3.8%	599	24.8%
BANCO LOS ANDES	3,424	4,750	4,516	-234	-4.9%	1,092	31.9%
FIE	1,653	2,832	2,597	-235	-8.3%	944	57.1%
PRODEM	1,627	2,479	2,251	-228	-9.2%	624	38.3%
ECO FUTURO	1,473	1,988	1,683	-306	-15.4%	210	14.3%
FORTALEZA	950	1,423	1,252	-171	-12.0%	302	31.8%
FASSIL	87	131	111	-20	-15.2%	24	27.1%
AGRO CAPITAL	369	673	613	-60	-8.9%	244	65.9%
TOTAL ASOFIN	11,992	17,403	16,030	-1,373	-7.9%	4,038	33.7%
BANCOS (1)	153,918	173,160	163,034	-10,126	-5.8%	9,116	5.9%
COOP.ABIERTAS	7,936	10,832	9,381	-1,451	-13.4%	1,445	18.2%
MUTUALES	13,280	14,672	14,067	-605	-4.1%	786	5.9%

**MORA SEGUN BALANCE (MILES DE \$US)**



ENTIDAD	PREVISION CONSTITUIDA			VARIACION MES		VARIACION Dic08-Jun09	
	31/12/08	31/05/09	30/06/09	MONTO	%	MONTO	%
BANCOSOL	17,095	19,763	19,943	180	0.9%	2,847	16.7%
BANCO LOS ANDES	9,046	10,461	10,483	23	0.2%	1,437	15.9%
FIE	12,415	14,911	15,350	439	2.9%	2,935	23.6%
PRODEM	7,428	8,810	9,282	472	5.4%	1,854	25.0%
ECO FUTURO	2,816	3,683	3,674	-9	-0.3%	858	30.5%
FORTALEZA	2,042	2,386	2,392	6	0.3%	351	17.2%
FASSIL	1,036	1,199	1,210	11	0.9%	173	16.7%
AGRO CAPITAL	1,540	1,889	1,890	1	0.1%	350	22.7%
TOTAL ASOFIN	53,419	63,101	64,225	1,124	1.8%	10,806	20.2%
BANCOS (1)	232,735	241,820	239,692	-2,127	-0.9%	6,957	3.0%
COOP.ABIERTAS	28,321	30,963	30,341	-622	-2.0%	2,020	7.1%
MUTUALES	30,794	31,447	32,046	599	1.9%	1,252	4.1%

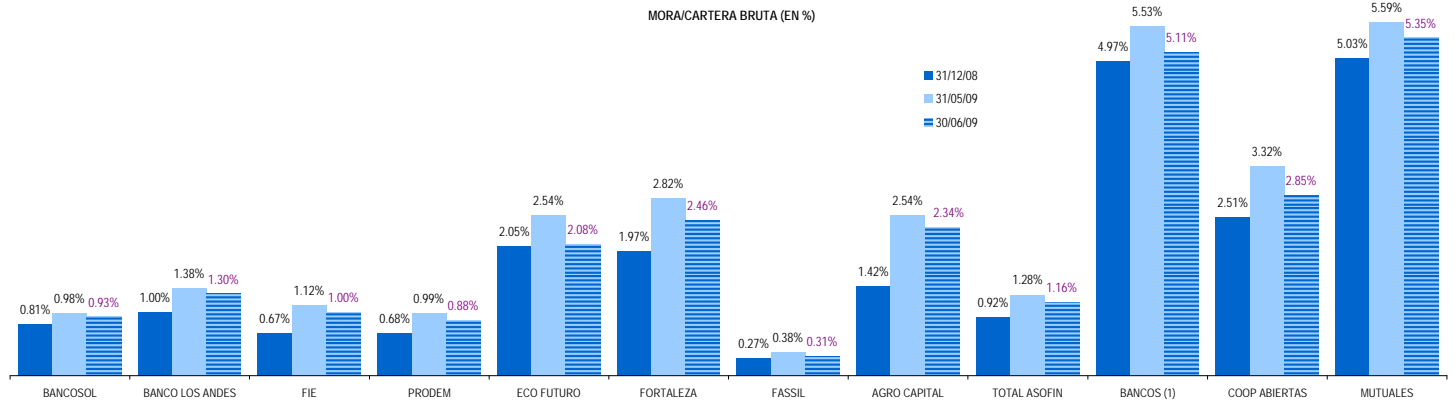
**PREVISION CONSTITUIDA (MILES DE \$US)**



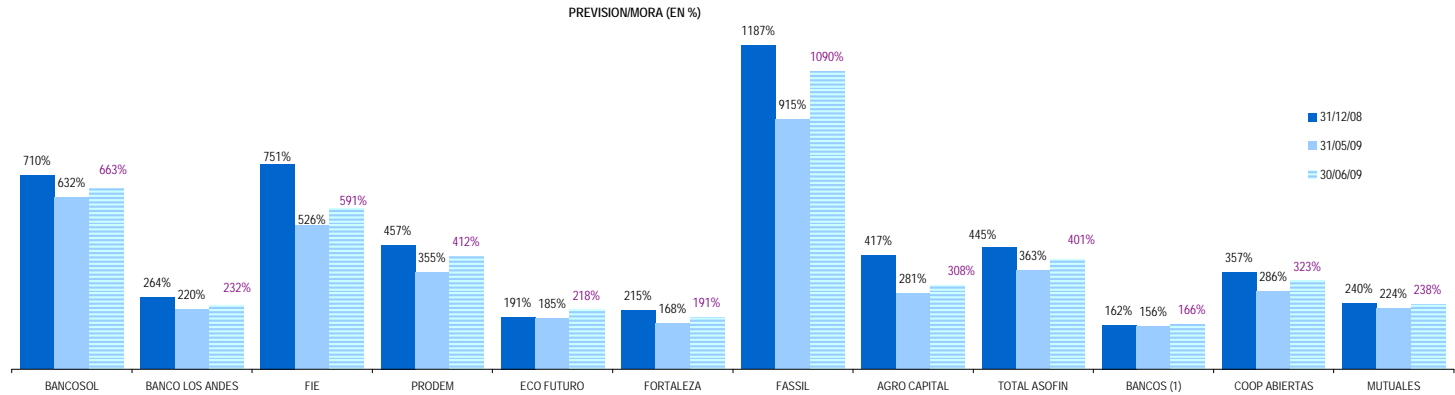
EVOLUCION POR ENTIDAD DE LOS PRINCIPALES INDICADORES, EN %:

ENTIDAD	MORA / CARTERA BRUTA			PREVISION / MORA			RESULTADO / PATRIMONIO		
	31/12/08	31/05/09	30/06/09	31/12/08	31/05/09	30/06/09	31/12/08	31/05/09	30/06/09
BANCOSOL	0.81%	0.98%	0.93%	709.5%	632.2%	663.0%	8.2%	24.5%	25.9%
BANCO LOS ANDES	1.00%	1.38%	1.30%	264.2%	220.2%	232.1%	8.9%	8.2%	9.9%
FIE	0.67%	1.12%	1.00%	751.0%	526.5%	591.0%	20.2%	16.5%	16.8%
PRODEM	0.68%	0.99%	0.88%	456.6%	355.4%	412.4%	14.0%	7.0%	8.8%
ECO FUTURO	2.05%	2.54%	2.08%	191.3%	185.2%	218.4%	6.2%	6.1%	9.2%
FORTALEZA	1.97%	2.82%	2.46%	215.0%	167.6%	191.1%	3.4%	-1.4%	0.1%
FASSIL	0.27%	0.38%	0.31%	1187.0%	915.3%	1089.9%	-9.1%	-28.3%	-23.5%
AGRO CAPITAL	1.42%	2.54%	2.34%	416.8%	280.8%	308.3%	-2.9%	0.8%	0.9%
TOTAL ASOFIN	0.92%	1.28%	1.16%	445.4%	362.6%	400.6%	9.8%	10.4%	11.8%
BANCOS (1)	4.97%	5.53%	5.11%	162.1%	155.8%	165.6%	23.1%	19.1%	19.4%
COOP ABIERTAS	2.51%	3.32%	2.85%	356.9%	285.8%	323.4%	6.0%	5.4%	7.7%
MUTUALES	5.03%	5.59%	5.35%	240.1%	223.6%	238.1%	7.9%	12.1%	11.0%

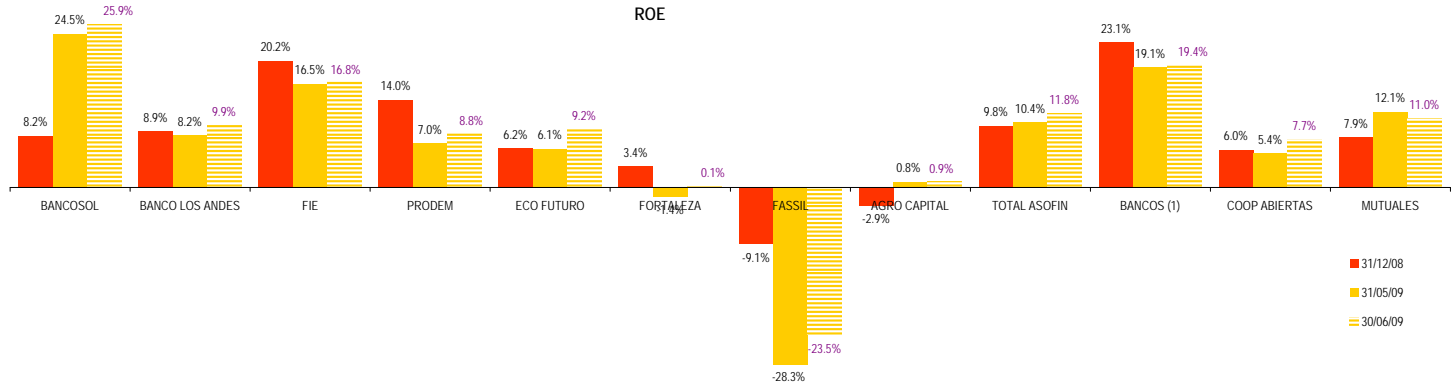
MORA/CARTERA BRUTA (EN %)



PREVISION/MORA (EN %)



ROE



(1) En Bancos no se incluye a BANCOSOL ni a BANCO LOS ANDES PROCREDIT por ser ambas entidades especializadas en microfinanzas