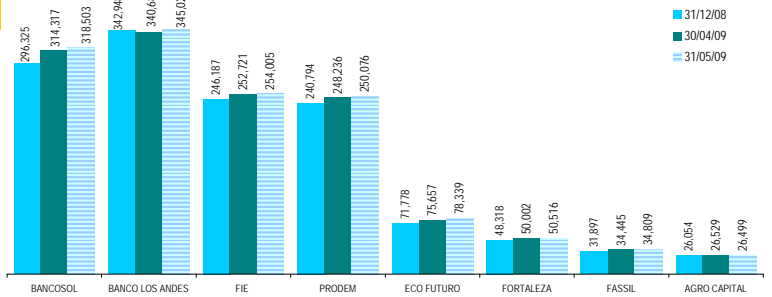


EVOLUCION POR ENTIDAD (CIFRAS EN MILES DE DOLARES)

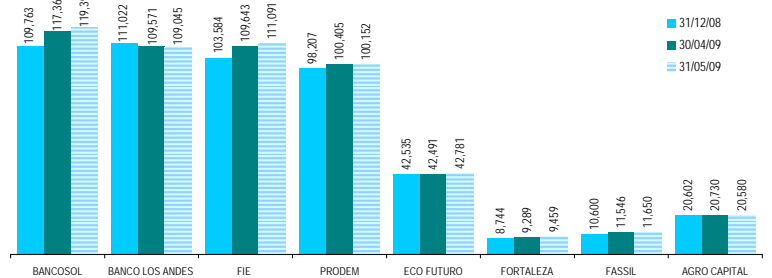
ENTIDAD	CARTERA BRUTA			VARIACION MES		VARIACION Dic08-May09	
	31/12/08	30/04/09	31/05/09	MONTO	%	MONTO	%
BANCOSOL	296,325	314,317	318,503	4,186	1.3%	22,177	7.5%
BANCO LOS ANDES	342,948	340,680	345,020	4,340	1.3%	2,072	0.6%
FIE	246,187	252,721	254,005	1,283	0.5%	7,818	3.2%
PRODEM	240,794	248,236	250,076	1,840	0.7%	9,282	3.9%
ECO FUTURO	71,778	75,657	78,339	2,682	3.5%	6,561	9.1%
FORTALEZA	48,318	50,002	50,516	514	1.0%	2,198	4.5%
FASSIL	31,897	34,445	34,809	364	1.1%	2,912	9.1%
AGRO CAPITAL	26,054	26,529	26,499	-30	-0.1%	445	1.7%
TOTAL ASOFIN	1,304,301	1,342,587	1,357,767	15,180	1.1%	53,466	4.1%
BANCOS (1)	3,094,449	3,104,617	3,132,062	27,445	0.9%	37,613	1.2%
COOP.ABIERTAS	316,787	324,131	326,071	1,940	0.6%	9,285	2.9%
MUTUALES	264,243	261,893	262,398	504	0.2%	-1,845	-0.7%

CARTERA BRUTA (MILES DE \$US)



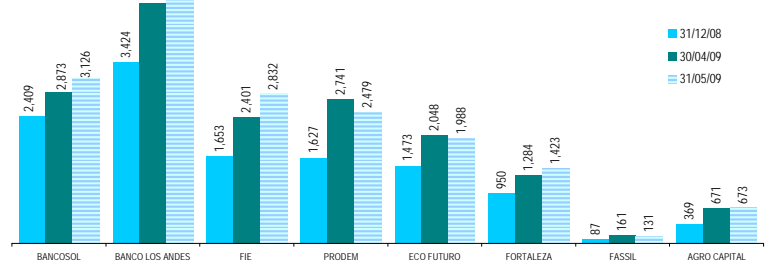
ENTIDAD	N° DE CLIENTES DE CREDITO			VARIACION MES		VARIACION Dic08-May09	
	31/12/08	30/04/09	31/05/09	N°	%	N°	%
BANCOSOL	109,763	117,367	119,399	2,032	1.7%	9,636	8.8%
BANCO LOS ANDES	111,022	109,571	109,045	-526	-0.5%	-1,977	-1.8%
FIE	103,584	109,643	111,091	1,448	1.3%	7,507	7.2%
PRODEM	98,207	100,405	100,152	-253	-0.3%	1,945	2.0%
ECO FUTURO	42,535	42,491	42,781	290	0.7%	246	0.6%
FORTALEZA	8,744	9,289	9,459	170	1.8%	715	8.2%
FASSIL	10,600	11,546	11,650	104	0.9%	1,050	9.9%
AGRO CAPITAL	20,602	20,730	20,580	-150	-0.7%	-22	-0.1%
TOTAL ASOFIN	505,057	521,042	524,157	3,115	0.6%	19,100	3.8%
BANCOS (1)	157,271	S/D	S/D	S/D	S/D	S/D	S/D
COOP.ABIERTAS	81,618	S/D	S/D	S/D	S/D	S/D	S/D
MUTUALES	18,154	S/D	S/D	S/D	S/D	S/D	S/D

N° DE CLIENTES



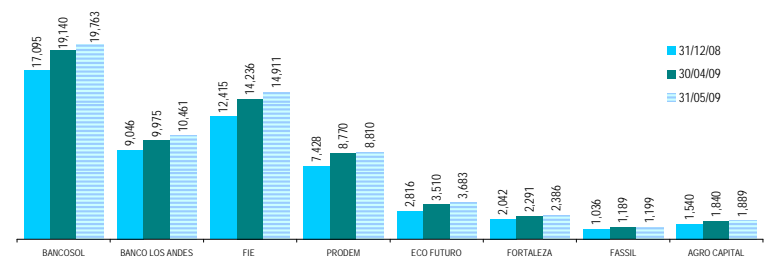
ENTIDAD	MORA SEGUN BALANCE			VARIACION MES		VARIACION Dic08-May09	
	31/12/08	30/04/09	31/05/09	MONTO	%	MONTO	%
BANCOSOL	2,409	2,873	3,126	253	8.8%	717	29.7%
BANCO LOS ANDES	3,424	4,551	4,750	199	4.4%	1,326	38.7%
FIE	1,653	2,401	2,832	431	18.0%	1,179	71.3%
PRODEM	1,627	2,741	2,479	-262	-9.6%	852	52.4%
ECO FUTURO	1,473	2,048	1,988	-59	-2.9%	516	35.0%
FORTALEZA	950	1,284	1,423	139	10.9%	474	49.9%
FASSIL	87	161	131	-30	-18.7%	44	50.0%
AGRO CAPITAL	369	671	673	2	0.3%	303	82.1%
TOTAL ASOFIN	11,992	16,730	17,403	673	4.0%	5,411	45.1%
BANCOS (1)	153,918	172,153	173,160	1,008	0.6%	19,242	12.5%
COOP.ABIERTAS	7,936	10,249	10,832	583	5.7%	2,896	36.5%
MUTUALES	13,280	13,956	14,672	715	5.1%	1,391	10.5%

MORA SEGUN BALANCE (MILES DE \$US)



ENTIDAD	PREVISION CONSTITUIDA			VARIACION MES		VARIACION Dic08-May09	
	31/12/08	30/04/09	31/05/09	MONTO	%	MONTO	%
BANCOSOL	17,095	19,140	19,763	623	3.3%	2,667	15.6%
BANCO LOS ANDES	9,046	9,975	10,461	485	4.9%	1,414	15.6%
FIE	12,415	14,236	14,911	675	4.7%	2,496	20.1%
PRODEM	7,428	8,770	8,810	40	0.5%	1,383	18.6%
ECO FUTURO	2,816	3,510	3,683	173	4.9%	867	30.8%
FORTALEZA	2,042	2,291	2,386	95	4.1%	344	16.9%
FASSIL	1,036	1,189	1,199	10	0.8%	162	15.6%
AGRO CAPITAL	1,540	1,840	1,889	49	2.7%	349	22.7%
TOTAL ASOFIN	53,419	60,951	63,101	2,151	3.5%	9,682	18.1%
BANCOS (1)	232,735	241,315	241,820	504	0.2%	9,085	3.9%
COOP.ABIERTAS	28,321	30,541	30,963	422	1.4%	2,642	9.3%
MUTUALES	30,794	31,242	31,447	205	0.7%	653	2.1%

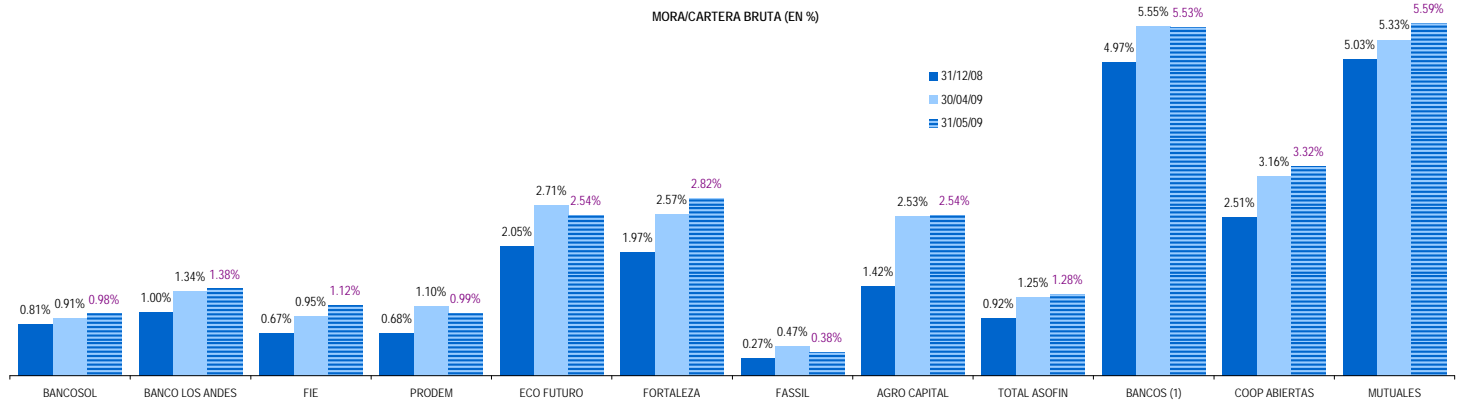
PREVISION CONSTITUIDA (MILES DE \$US)



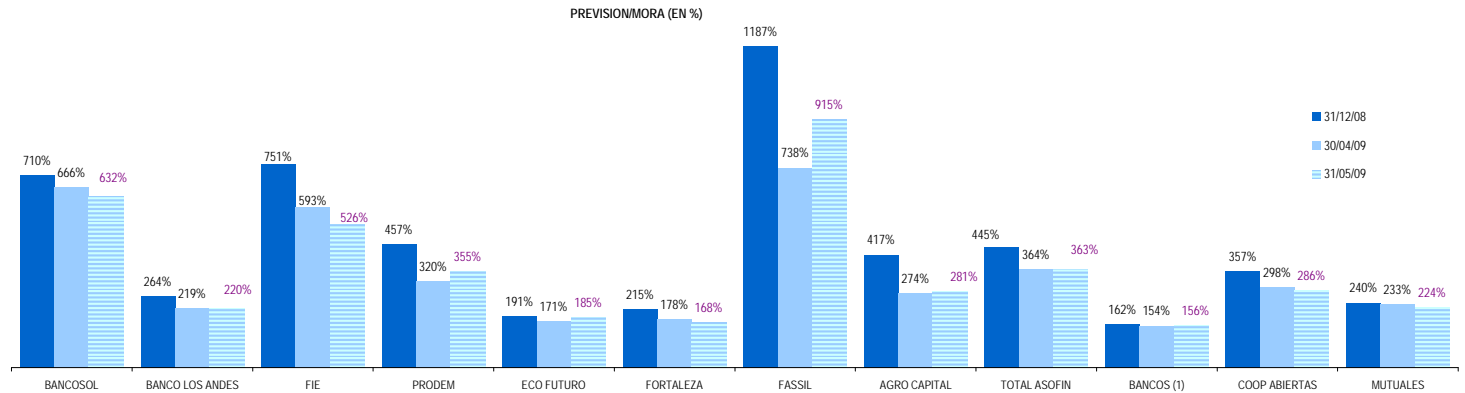
EVOLUCION POR ENTIDAD DE LOS PRINCIPALES INDICADORES, EN %:

ENTIDAD	MORA / CARTERA BRUTA			PREVISION / MORA			RESULTADO / PATRIMONIO		
	31/12/08	30/04/09	31/05/09	31/12/08	30/04/09	31/05/09	31/12/08	30/04/09	31/05/09
BANCOSOL	0.81%	0.91%	0.98%	709.5%	666.1%	632.2%	8.2%	23.9%	24.5%
BANCO LOS ANDES	1.00%	1.34%	1.38%	264.2%	219.2%	220.2%	8.9%	8.2%	8.2%
FIE	0.67%	0.95%	1.12%	751.0%	592.9%	526.5%	20.2%	16.5%	16.5%
PRODEM	0.68%	1.10%	0.99%	456.6%	319.9%	355.4%	14.0%	5.8%	7.0%
ECO FUTURO	2.05%	2.71%	2.54%	191.3%	171.4%	185.2%	6.2%	6.8%	6.1%
FORTALEZA	1.97%	2.57%	2.82%	215.0%	178.4%	167.6%	3.4%	-2.3%	-1.4%
FASSIL	0.27%	0.47%	0.38%	1187.0%	737.9%	915.3%	-9.1%	-35.6%	-28.3%
AGRO CAPITAL	1.42%	2.53%	2.54%	416.8%	274.3%	280.8%	-2.9%	0.3%	0.8%
TOTAL ASOFIN	0.92%	1.25%	1.28%	445.4%	364.3%	362.6%	9.8%	9.8%	10.4%
BANCOS (1)	4.97%	5.55%	5.53%	162.1%	154.4%	155.8%	23.1%	18.8%	19.1%
COOP ABIERTAS	2.51%	3.16%	3.32%	356.9%	298.0%	285.8%	6.0%	5.2%	5.4%
MUTUALES	5.03%	5.33%	5.59%	240.1%	233.2%	223.6%	7.9%	14.1%	12.1%

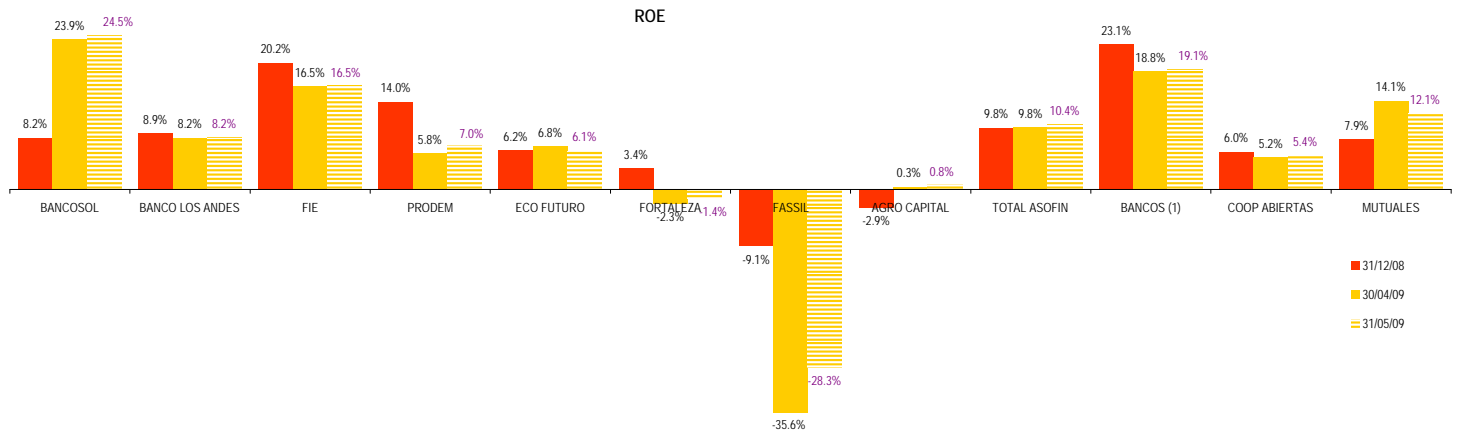
MORA/CARTERA BRUTA (EN %)



PREVISION/MORA (EN %)



ROE



(1) En Bancos no se incluye a BANCOSOL ni a BANCO LOS ANDES PROCREDIT por ser ambas entidades especializadas en microfinanzas