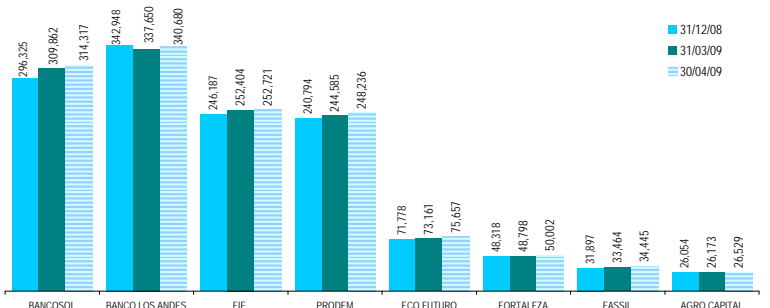


**EVOLUCION POR ENTIDAD (CIFRAS EN MILES DE DOLARES)**

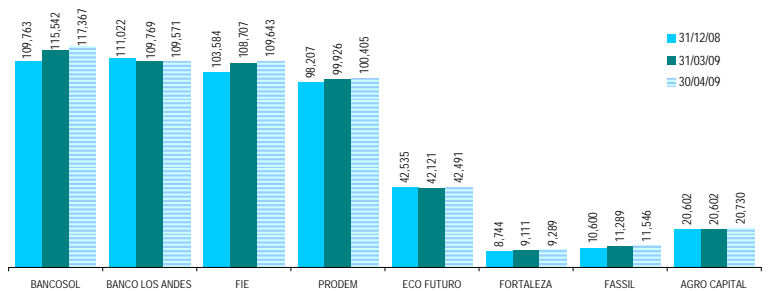
ENTIDAD	CARTERA BRUTA			VARIACION MES		VARIACION Dic08-Abr09	
	31/12/08	31/03/09	30/04/09	MONTO	%	MONTO	%
BANCOSOL	296,325	309,862	314,317	4,455	1.4%	17,992	6.1%
BANCO LOS ANDES	342,948	337,650	340,680	3,030	0.9%	-2,268	-0.7%
FIE	246,187	252,404	252,721	318	0.1%	6,534	2.7%
PRODEM	240,794	244,585	248,236	3,651	1.5%	7,442	3.1%
ECO FUTURO	71,778	73,161	75,657	2,496	3.4%	3,879	5.4%
FORTALEZA	48,318	48,798	50,002	1,204	2.5%	1,684	3.5%
FASSIL	31,897	33,464	34,445	980	2.9%	2,547	8.0%
AGRO CAPITAL	26,054	26,173	26,529	356	1.4%	475	1.8%
TOTAL ASOFIN	1,304,301	1,326,097	1,342,587	16,490	1.2%	38,286	2.9%
BANCOS (1)	3,094,449	3,051,252	3,104,617	53,364	1.7%	10,168	0.3%
COOP.ABIERTAS	316,787	322,223	324,131	1,909	0.6%	7,345	2.3%
MUTUALES	264,243	261,942	261,893	-49	0.0%	-2,349	-0.9%

**CARTERA BRUTA (MILES DE \$US)**



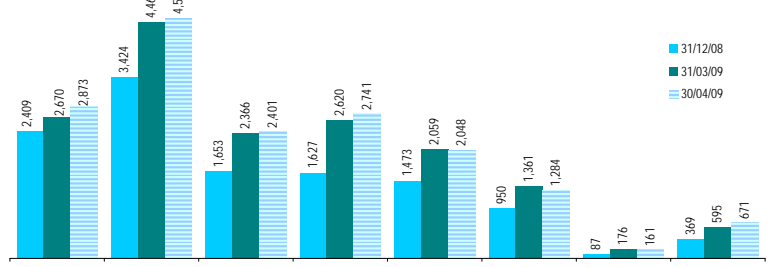
ENTIDAD	N° DE CLIENTES DE CREDITO			VARIACION MES		VARIACION Dic08-Abr09	
	31/12/08	31/03/09	30/04/09	N°	%	N°	%
BANCOSOL	109,763	115,542	117,367	1,825	1.6%	7,604	6.9%
BANCO LOS ANDES	111,022	109,769	109,571	-198	-0.2%	-1,451	-1.3%
FIE	103,584	108,707	109,643	936	0.9%	6,059	5.8%
PRODEM	98,207	99,926	100,405	479	0.5%	2,198	2.2%
ECO FUTURO	42,535	42,121	42,491	-370	-0.9%	-44	-0.1%
FORTALEZA	8,744	9,111	9,289	178	2.0%	545	6.2%
FASSIL	10,600	11,289	11,546	257	2.3%	946	8.9%
AGRO CAPITAL	20,602	20,602	20,730	128	0.6%	128	0.6%
TOTAL ASOFIN	505,057	517,067	521,042	3,975	0.8%	15,985	3.2%
BANCOS (1)	157,271	S/D	S/D	S/D	S/D	S/D	S/D
COOP.ABIERTAS	81,618	S/D	S/D	S/D	S/D	S/D	S/D
MUTUALES	18,154	S/D	S/D	S/D	S/D	S/D	S/D

**N° DE CLIENTES**



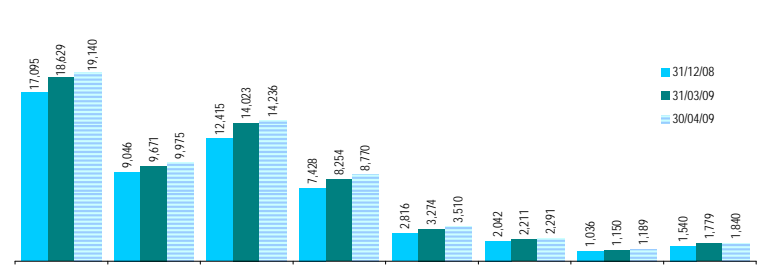
ENTIDAD	MORA SEGUN BALANCE			VARIACION MES		VARIACION Dic08-Abr09	
	31/12/08	31/03/09	30/04/09	MONTO	%	MONTO	%
BANCOSOL	2,409	2,670	2,873	204	7.6%	464	19.2%
BANCO LOS ANDES	3,424	4,468	4,551	83	1.9%	1,127	32.9%
FIE	1,653	2,366	2,401	35	1.5%	748	45.2%
PRODEM	1,627	2,620	2,741	121	4.6%	1,114	68.5%
ECO FUTURO	1,473	2,059	2,048	-12	-0.6%	575	39.1%
FORTALEZA	950	1,361	1,284	-77	-5.7%	334	35.2%
FASSIL	87	176	161	-15	-8.7%	74	84.5%
AGRO CAPITAL	369	595	671	75	12.6%	301	81.5%
TOTAL ASOFIN	11,992	16,316	16,730	414	2.5%	4,738	39.5%
BANCOS (1)	153,918	169,105	172,153	3,048	1.8%	18,234	11.8%
COOP.ABIERTAS	7,936	10,573	10,249	-324	-3.1%	2,313	29.1%
MUTUALES	13,280	14,131	13,956	-175	-1.2%	676	5.1%

**MORA SEGUN BALANCE (MILES DE \$US)**



ENTIDAD	PREVISION CONSTITUIDA			VARIACION MES		VARIACION Dic08-Abr09	
	31/12/08	31/03/09	30/04/09	MONTO	%	MONTO	%
BANCOSOL	17,095	18,629	19,140	511	2.7%	2,044	12.0%
BANCO LOS ANDES	9,046	9,671	9,975	304	3.1%	929	10.3%
FIE	12,415	14,023	14,236	213	1.5%	1,821	14.7%
PRODEM	7,428	8,254	8,770	516	6.3%	1,342	18.1%
ECO FUTURO	2,816	3,274	3,510	236	7.2%	694	24.6%
FORTALEZA	2,042	2,211	2,291	80	3.6%	249	12.2%
FASSIL	1,036	1,189	1,189	39	3.3%	152	14.7%
AGRO CAPITAL	1,540	1,779	1,840	61	3.4%	299	19.4%
TOTAL ASOFIN	53,419	58,992	60,951	1,959	3.3%	7,532	14.1%
BANCOS (1)	232,735	239,994	241,315	1,322	0.6%	8,580	3.7%
COOP.ABIERTAS	28,321	30,096	30,541	445	1.5%	2,220	7.8%
MUTUALES	30,794	30,976	31,242	266	0.9%	448	1.5%

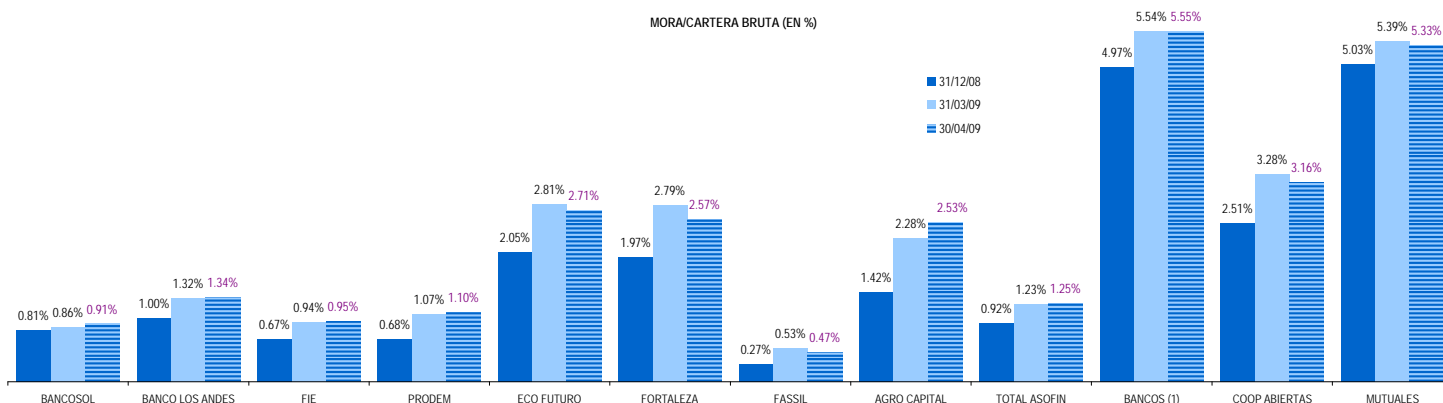
**PREVISION CONSTITUIDA (MILES DE \$US)**



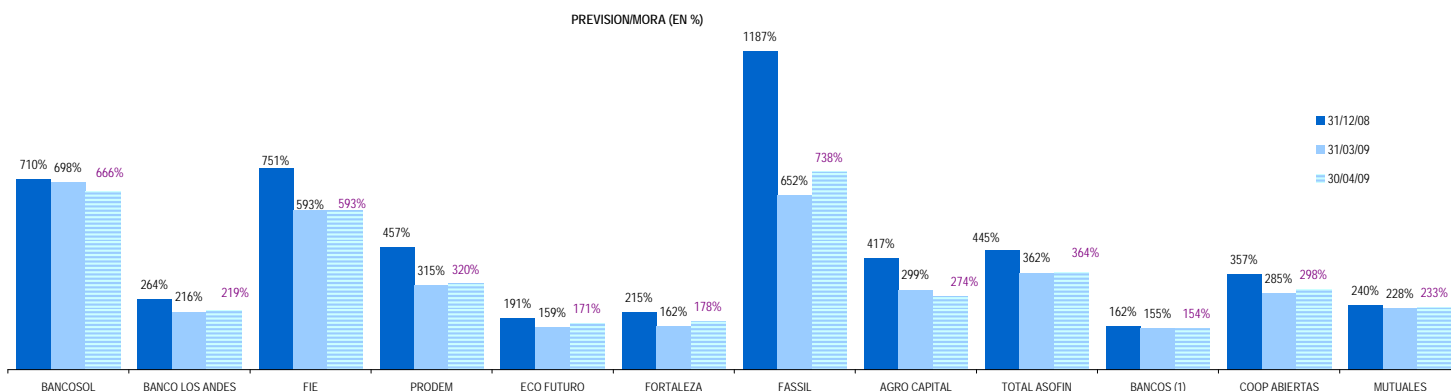
EVOLUCION POR ENTIDAD DE LOS PRINCIPALES INDICADORES, EN %:

ENTIDAD	MORA / CARTERA BRUTA			PREVISION / MORA			RESULTADO / PATRIMONIO		
	31/12/08	31/03/09	30/04/09	31/12/08	31/03/09	30/04/09	31/12/08	31/03/09	30/04/09
BANCOSOL	0.81%	0.86%	0.91%	709.5%	697.9%	666.1%	8.2%	25.6%	23.9%
BANCO LOS ANDES	1.00%	1.32%	1.34%	264.2%	216.4%	219.2%	8.9%	8.7%	8.2%
FIE	0.67%	0.94%	0.95%	751.0%	592.6%	592.9%	20.2%	15.7%	16.5%
PRODEM	0.68%	1.07%	1.10%	456.6%	315.0%	319.9%	14.0%	6.4%	5.8%
ECO FUTURO	2.05%	2.81%	2.71%	191.3%	159.0%	171.4%	6.2%	8.1%	6.8%
FORTALEZA	1.97%	2.79%	2.57%	215.0%	162.5%	178.4%	3.4%	-3.2%	-2.3%
FASSIL	0.27%	0.53%	0.47%	1187.0%	651.8%	737.9%	-9.1%	-30.0%	-35.6%
AGRO CAPITAL	1.42%	2.28%	2.53%	416.8%	298.7%	274.3%	-2.9%	1.1%	0.3%
TOTAL ASOFIN	0.92%	1.23%	1.25%	445.4%	361.5%	364.3%	9.8%	10.5%	9.8%
BANCOS (1)	4.97%	5.54%	5.55%	162.1%	155.0%	154.4%	23.1%	18.7%	18.8%
COOP ABIERTAS	2.51%	3.28%	3.16%	356.9%	284.7%	298.0%	6.0%	6.7%	5.2%
MUTUALES	5.03%	5.39%	5.33%	240.1%	228.0%	233.2%	7.9%	15.2%	14.1%

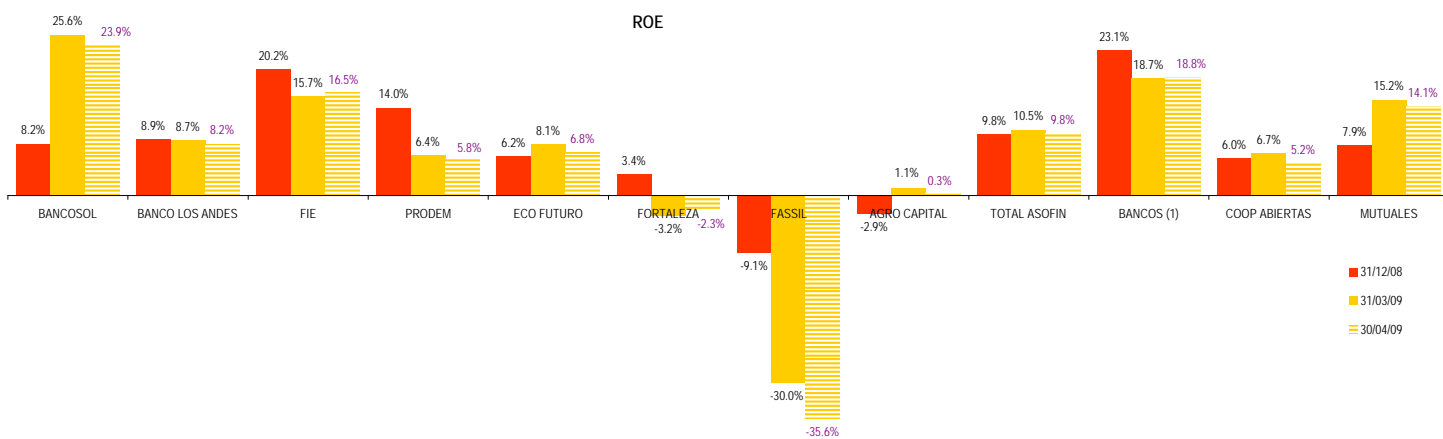
MORA/CARTERA BRUTA (EN %)



PREVISION/MORA (EN %)



ROE



(1) En Bancos no se incluye a BANCOSOL ni a BANCO LOS ANDES PROCREDIT por ser ambas entidades especializadas en microfinanzas