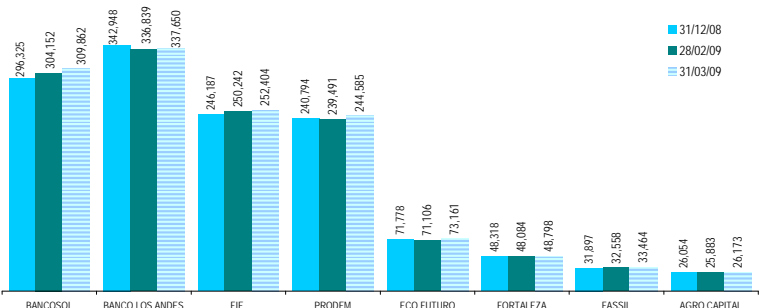


**EVOLUCION POR ENTIDAD (CIFRAS EN MILES DE DOLARES)**

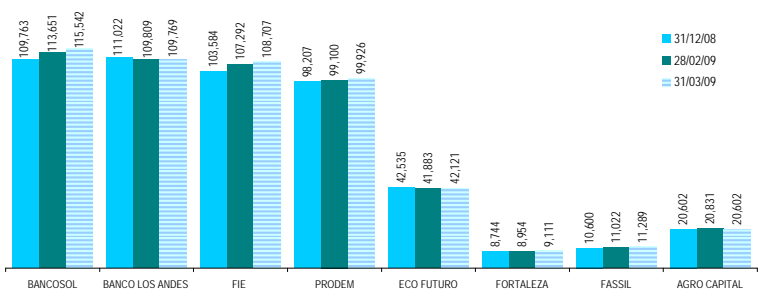
| ENTIDAD         | CARTERA BRUTA |           |           | VARIACION MES |       | VARIACION Dic08-Mar09 |       |
|-----------------|---------------|-----------|-----------|---------------|-------|-----------------------|-------|
|                 | 31/12/08      | 28/02/09  | 31/03/09  | MONTO         | %     | MONTO                 | %     |
| BANCOSOL        | 296,325       | 304,152   | 309,862   | 5,710         | 1.9%  | 13,536                | 4.6%  |
| BANCO LOS ANDES | 342,948       | 336,839   | 337,650   | 812           | 0.2%  | -5,298                | -1.5% |
| FIE             | 246,187       | 250,242   | 252,404   | 2,161         | 0.9%  | 6,217                 | 2.5%  |
| PRODEM          | 240,794       | 239,491   | 244,585   | 5,093         | 2.1%  | 3,791                 | 1.6%  |
| ECO FUTURO      | 71,778        | 71,106    | 73,161    | 2,056         | 2.9%  | 1,384                 | 1.9%  |
| FORTALEZA       | 48,318        | 48,084    | 48,798    | 714           | 1.5%  | 480                   | 1.0%  |
| FASSIL          | 31,897        | 32,558    | 33,464    | 906           | 2.8%  | 1,567                 | 4.9%  |
| AGRO CAPITAL    | 26,054        | 25,883    | 26,173    | 290           | 1.1%  | 119                   | 0.5%  |
| TOTAL ASOFIN    | 1,304,301     | 1,308,355 | 1,326,097 | 17,741        | 1.4%  | 21,796                | 1.7%  |
| BANCOS (1)      | 3,094,449     | 3,059,263 | 3,051,252 | -8,011        | -0.3% | -43,197               | -1.4% |
| COOP.ABIERTAS   | 316,787       | 320,584   | 322,223   | 1,638         | 0.5%  | 5,436                 | 1.7%  |
| MUTUALES        | 264,243       | 261,616   | 261,942   | 327           | 0.1%  | -2,300                | -0.9% |

**CARTERA BRUTA (MILES DE \$US)**



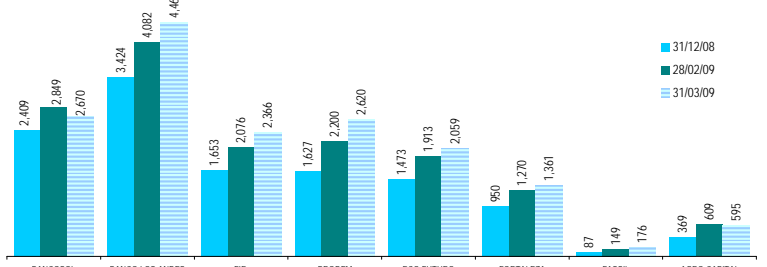
| ENTIDAD         | N° DE CLIENTES DE CREDITO |          |          | VARIACION MES |       | VARIACION Dic08-Mar09 |       |
|-----------------|---------------------------|----------|----------|---------------|-------|-----------------------|-------|
|                 | 31/12/08                  | 28/02/09 | 31/03/09 | N°            | %     | N°                    | %     |
| BANCOSOL        | 109,763                   | 113,651  | 115,542  | 1,891         | 1.7%  | 5,779                 | 5.3%  |
| BANCO LOS ANDES | 111,022                   | 109,809  | 109,769  | -40           | 0.0%  | -1,253                | -1.1% |
| FIE             | 103,584                   | 107,292  | 108,707  | 1,415         | 1.3%  | 5,123                 | 4.9%  |
| PRODEM          | 98,207                    | 99,100   | 99,926   | 826           | 0.8%  | 1,719                 | 1.8%  |
| ECO FUTURO      | 42,535                    | 41,883   | 42,121   | 238           | 0.6%  | -414                  | -1.0% |
| FORTALEZA       | 8,744                     | 8,954    | 9,111    | 157           | 1.8%  | 367                   | 4.2%  |
| FASSIL          | 10,600                    | 11,022   | 11,289   | 267           | 2.4%  | 689                   | 6.5%  |
| AGRO CAPITAL    | 20,602                    | 20,831   | 20,602   | -229          | -1.1% | 0                     | 0.0%  |
| TOTAL ASOFIN    | 505,057                   | 512,542  | 517,067  | 4,525         | 0.9%  | 12,010                | 2.4%  |
| BANCOS (1)      | 157,271                   | S/D      | S/D      | S/D           | S/D   | S/D                   | S/D   |
| COOP.ABIERTAS   | 81,618                    | S/D      | S/D      | S/D           | S/D   | S/D                   | S/D   |
| MUTUALES        | 18,154                    | S/D      | S/D      | S/D           | S/D   | S/D                   | S/D   |

**N° DE CLIENTES**



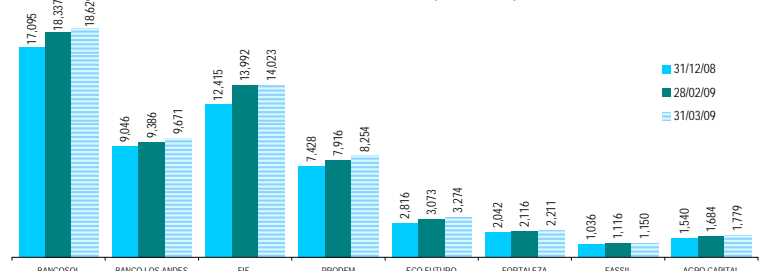
| ENTIDAD         | MORA SEGUN BALANCE |          |          | VARIACION MES |       | VARIACION Dic08-Mar09 |        |
|-----------------|--------------------|----------|----------|---------------|-------|-----------------------|--------|
|                 | 31/12/08           | 28/02/09 | 31/03/09 | MONTO         | %     | MONTO                 | %      |
| BANCOSOL        | 2,409              | 2,849    | 2,670    | -180          | -6.3% | 260                   | 10.8%  |
| BANCO LOS ANDES | 3,424              | 4,082    | 4,468    | 386           | 9.5%  | 1,044                 | 30.5%  |
| FIE             | 1,653              | 2,076    | 2,366    | 290           | 14.0% | 713                   | 43.1%  |
| PRODEM          | 1,627              | 2,200    | 2,620    | 420           | 19.1% | 993                   | 61.1%  |
| ECO FUTURO      | 1,473              | 1,913    | 2,059    | 146           | 7.6%  | 587                   | 39.9%  |
| FORTALEZA       | 950                | 1,270    | 1,361    | 91            | 7.2%  | 412                   | 43.3%  |
| FASSIL          | 87                 | 149      | 176      | 28            | 18.5% | 89                    | 102.1% |
| AGRO CAPITAL    | 369                | 609      | 595      | -13           | -2.1% | 226                   | 61.2%  |
| TOTAL ASOFIN    | 11,992             | 15,147   | 16,316   | 1,169         | 7.7%  | 4,324                 | 36.1%  |
| BANCOS (1)      | 153,918            | 172,816  | 169,105  | -3,711        | -2.1% | 15,187                | 9.9%   |
| COOP.ABIERTAS   | 7,936              | 10,933   | 10,573   | -359          | -3.3% | 2,637                 | 33.2%  |
| MUTUALES        | 13,280             | 14,718   | 14,131   | -587          | -4.0% | 851                   | 6.4%   |

**MORA SEGUN BALANCE (MILES DE \$US)**



| ENTIDAD         | PREVISION CONSTITUIDA |          |          | VARIACION MES |       | VARIACION Dic08-Mar09 |       |
|-----------------|-----------------------|----------|----------|---------------|-------|-----------------------|-------|
|                 | 31/12/08              | 28/02/09 | 31/03/09 | MONTO         | %     | MONTO                 | %     |
| BANCOSOL        | 17,095                | 18,337   | 18,629   | 292           | 1.6%  | 1,534                 | 9.0%  |
| BANCO LOS ANDES | 9,046                 | 9,386    | 9,671    | 285           | 3.0%  | 625                   | 6.9%  |
| FIE             | 12,415                | 13,992   | 14,023   | 31            | 0.2%  | 1,608                 | 13.0% |
| PRODEM          | 7,428                 | 7,916    | 8,254    | 338           | 4.3%  | 826                   | 11.1% |
| ECO FUTURO      | 2,816                 | 3,073    | 3,274    | 201           | 6.5%  | 458                   | 16.3% |
| FORTALEZA       | 2,042                 | 2,116    | 2,211    | 96            | 4.5%  | 170                   | 8.3%  |
| FASSIL          | 1,036                 | 1,116    | 1,150    | 34            | 3.1%  | 114                   | 11.0% |
| AGRO CAPITAL    | 1,540                 | 1,684    | 1,779    | 95            | 5.7%  | 239                   | 15.5% |
| TOTAL ASOFIN    | 53,419                | 57,619   | 58,992   | 1,373         | 2.4%  | 5,573                 | 10.4% |
| BANCOS (1)      | 232,735               | 236,913  | 239,994  | 3,080         | 1.3%  | 7,259                 | 3.1%  |
| COOP.ABIERTAS   | 28,321                | 29,694   | 30,096   | 402           | 1.4%  | 1,775                 | 6.3%  |
| MUTUALES        | 30,794                | 30,997   | 30,976   | -21           | -0.1% | 182                   | 0.6%  |

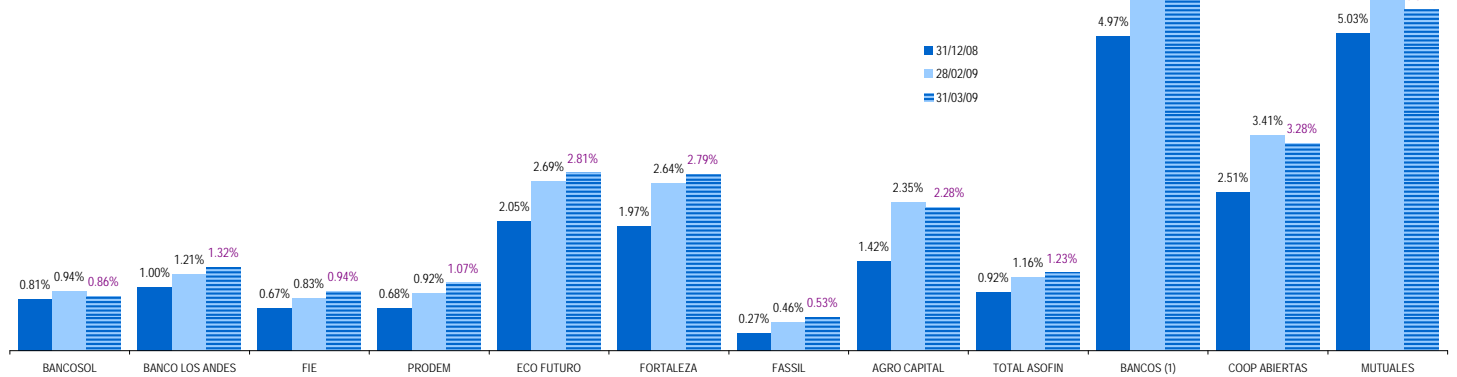
**PREVISION CONSTITUIDA (MILES DE \$US)**



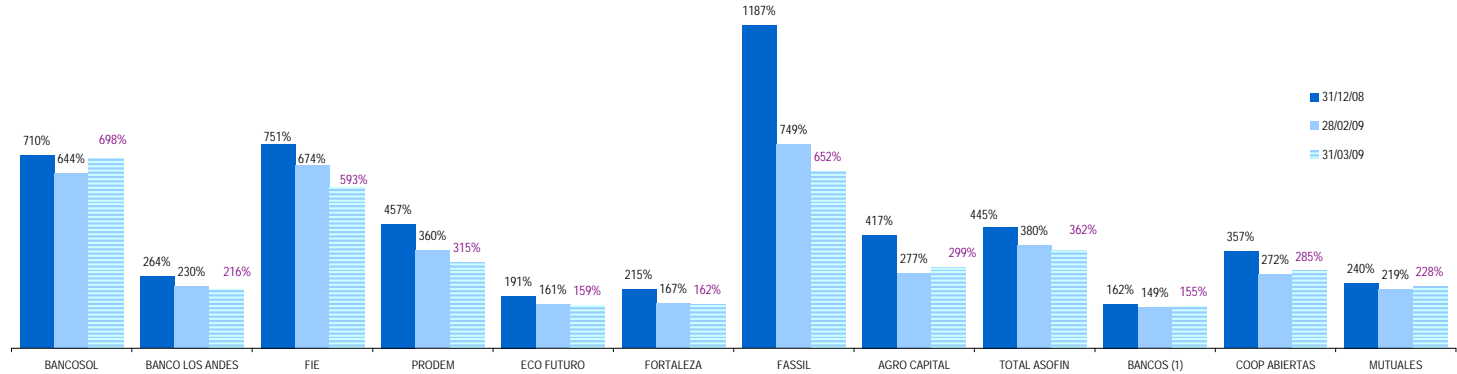
EVOLUCION POR ENTIDAD DE LOS PRINCIPALES INDICADORES, EN %:

| ENTIDAD         | MORA / CARTERA BRUTA |          |          | PREVISION / MORA |          |          | RESULTADO / PATRIMONIO |          |          |
|-----------------|----------------------|----------|----------|------------------|----------|----------|------------------------|----------|----------|
|                 | 31/12/08             | 28/02/09 | 31/03/09 | 31/12/08         | 28/02/09 | 31/03/09 | 31/12/08               | 28/02/09 | 31/03/09 |
| BANCOSOL        | 0.81%                | 0.94%    | 0.86%    | 709.5%           | 643.6%   | 697.9%   | 8.2%                   | 23.2%    | 25.6%    |
| BANCO LOS ANDES | 1.00%                | 1.21%    | 1.32%    | 264.2%           | 229.9%   | 216.4%   | 8.9%                   | 10.0%    | 8.7%     |
| FIE             | 0.67%                | 0.83%    | 0.94%    | 751.0%           | 674.1%   | 592.6%   | 20.2%                  | 15.3%    | 15.7%    |
| PRODEM          | 0.68%                | 0.92%    | 1.07%    | 456.6%           | 359.9%   | 315.0%   | 14.0%                  | 5.7%     | 6.4%     |
| ECO FUTURO      | 2.05%                | 2.69%    | 2.81%    | 191.3%           | 160.6%   | 159.0%   | 6.2%                   | 10.3%    | 8.1%     |
| FORTALEZA       | 1.97%                | 2.64%    | 2.79%    | 215.0%           | 166.5%   | 162.5%   | 3.4%                   | -4.5%    | -3.2%    |
| FASSIL          | 0.27%                | 0.46%    | 0.53%    | 1187.0%          | 749.4%   | 651.8%   | -9.1%                  | -46.3%   | -30.0%   |
| AGRO CAPITAL    | 1.42%                | 2.35%    | 2.28%    | 416.8%           | 276.7%   | 298.7%   | -2.9%                  | 2.7%     | 1.1%     |
| TOTAL ASOFIN    | 0.92%                | 1.16%    | 1.23%    | 445.4%           | 380.4%   | 361.5%   | 9.8%                   | 10.1%    | 10.5%    |
| BANCOS (1)      | 4.97%                | 5.65%    | 5.54%    | 162.1%           | 149.0%   | 155.0%   | 23.1%                  | 15.1%    | 18.7%    |
| COOP ABIERTAS   | 2.51%                | 3.41%    | 3.28%    | 356.9%           | 271.6%   | 284.7%   | 6.0%                   | 6.3%     | 6.7%     |
| MUTUALES        | 5.03%                | 5.63%    | 5.39%    | 240.1%           | 218.7%   | 228.0%   | 7.9%                   | 14.5%    | 15.2%    |

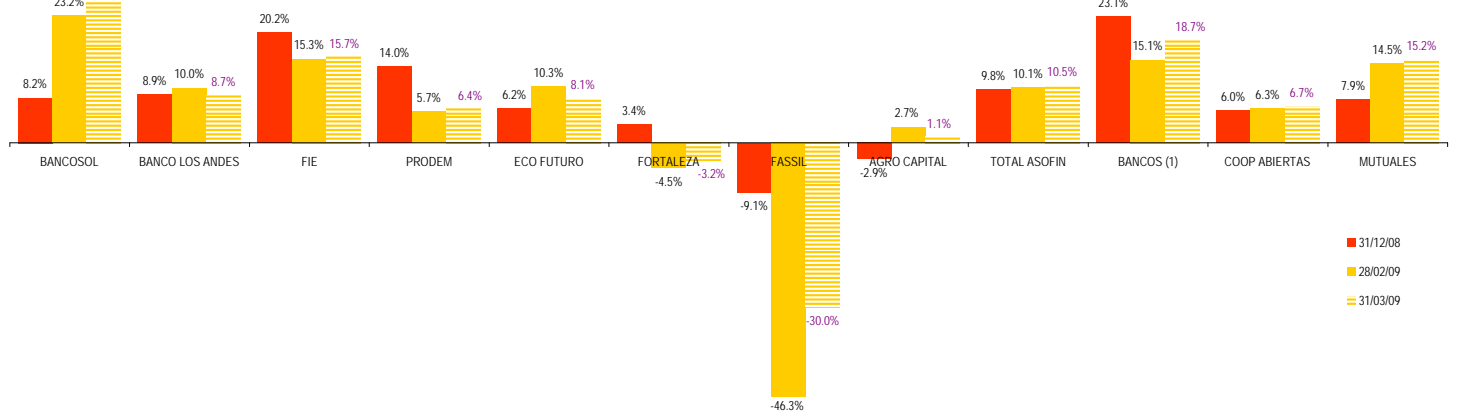
MORA/CARTERA BRUTA (EN %)



PREVISION/MORA (EN %)



ROE



(1) En Bancos no se incluye a BANCOSOL ni a BANCO LOS ANDES PROCREDIT por ser ambas entidades especializadas en microfinanzas