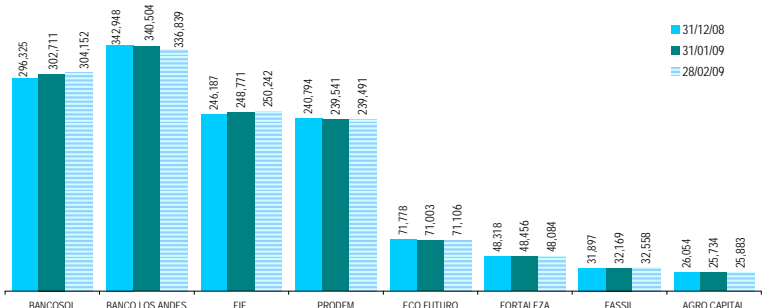


EVOLUCION POR ENTIDAD (CIFRAS EN MILES DE DOLARES)

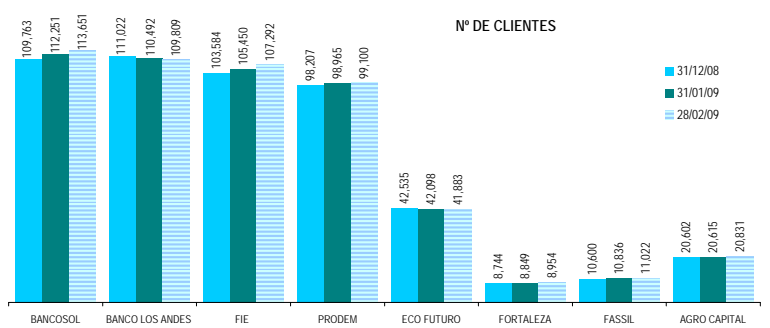
ENTIDAD	CARTERA BRUTA			VARIACION MES		VARIACION Dic08-Feb09	
	31/12/08	31/01/09	28/02/09	MONTO	%	MONTO	%
BANCOSOL	296,325	302,711	304,152	1,441	0.5%	7,826	2.6%
BANCO LOS ANDES	342,948	340,504	336,839	-3,665	-1.1%	-6,110	-1.8%
FIE	246,187	248,771	250,242	1,471	0.6%	4,055	1.6%
PRODEM	240,794	239,541	239,491	-50	0.0%	-1,302	-0.5%
ECO FUTURO	71,778	71,003	71,106	103	0.1%	-672	-0.9%
FORTALEZA	48,318	48,456	48,084	-372	-0.8%	-234	-0.5%
FASSIL	31,897	32,169	32,558	389	1.2%	661	2.1%
AGRO CAPITAL	26,054	25,734	25,883	149	0.6%	-170	-0.7%
TOTAL ASOFIN	1,304,301	1,308,889	1,308,355	-533	0.0%	4,055	0.3%
BANCOS (1)	3,094,449	3,056,985	3,059,263	2,278	0.1%	-35,186	-1.1%
COOP.ABIERTAS	316,787	321,098	320,584	-514	-0.2%	3,798	1.2%
MUTUALES	264,243	262,995	261,616	-1,379	-0.5%	-2,627	-1.0%

CARTERA BRUTA (MILES DE \$US)



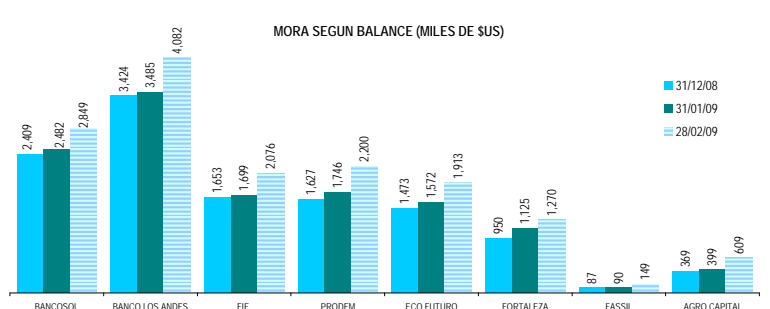
ENTIDAD	N° DE CLIENTES DE CREDITO			VARIACION MES		VARIACION Dic08-Feb09	
	31/12/08	31/01/09	28/02/09	N°	%	N°	%
BANCOSOL	109,763	112,251	113,651	1,400	1.2%	3,888	3.5%
BANCO LOS ANDES	111,022	110,492	109,809	-683	-0.6%	-1,213	-1.1%
FIE	103,584	105,450	107,292	1,842	1.7%	3,708	3.6%
PRODEM	98,207	98,965	99,100	135	0.1%	893	0.9%
ECO FUTURO	42,535	42,098	41,883	-215	-0.5%	-652	-1.5%
FORTALEZA	8,744	8,849	8,954	105	1.2%	210	2.4%
FASSIL	10,600	10,836	11,022	186	1.7%	422	4.0%
AGRO CAPITAL	20,602	20,615	20,831	216	1.0%	229	1.1%
TOTAL ASOFIN	505,057	509,556	512,542	2,986	0.6%	7,485	1.5%
BANCOS (1)	157,271	S/D	S/D	S/D	S/D	S/D	S/D
COOP.ABIERTAS	81,618	S/D	S/D	S/D	S/D	S/D	S/D
MUTUALES	18,154	S/D	S/D	S/D	S/D	S/D	S/D

N° DE CLIENTES



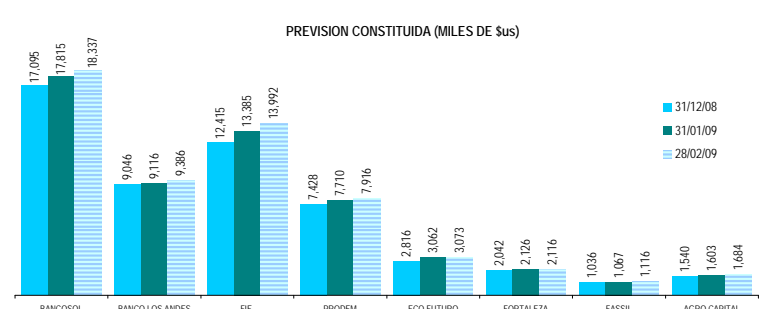
ENTIDAD	MORA SEGUN BALANCE			VARIACION MES		VARIACION Dic08-Feb09	
	31/12/08	31/01/09	28/02/09	MONTO	%	MONTO	%
BANCOSOL	2,409	2,482	2,849	367	14.8%	440	18.2%
BANCO LOS ANDES	3,424	3,485	4,082	597	17.1%	658	19.2%
FIE	1,653	1,699	2,076	377	22.2%	423	25.6%
PRODEM	1,627	1,746	2,200	453	26.0%	573	35.2%
ECO FUTURO	1,473	1,572	1,913	341	21.7%	441	29.9%
FORTALEZA	950	1,125	1,270	146	13.0%	321	33.8%
FASSIL	87	90	149	59	64.8%	62	70.5%
AGRO CAPITAL	369	399	609	210	52.5%	239	64.7%
TOTAL ASOFIN	11,992	12,598	15,147	2,550	20.2%	3,155	26.3%
BANCOS (1)	153,918	158,631	172,816	14,185	8.9%	18,897	12.3%
COOP.ABIERTAS	7,936	8,645	10,933	2,287	26.5%	2,997	37.8%
MUTUALES	13,280	13,880	14,718	838	6.0%	1,438	10.8%

MORA SEGUN BALANCE (MILES DE \$US)



ENTIDAD	PREVISION CONSTITUIDA			VARIACION MES		VARIACION Dic08-Feb09	
	31/12/08	31/01/09	28/02/09	MONTO	%	MONTO	%
BANCOSOL	17,095	17,815	18,337	522	2.9%	1,242	7.3%
BANCO LOS ANDES	9,046	9,116	9,386	269	3.0%	339	3.8%
FIE	12,415	13,385	13,992	607	4.5%	1,577	12.7%
PRODEM	7,428	7,710	7,916	206	2.7%	488	6.6%
ECO FUTURO	2,816	3,062	3,073	11	0.3%	257	9.1%
FORTALEZA	2,042	2,126	2,116	-10	-0.5%	74	3.6%
FASSIL	1,036	1,067	1,116	49	4.6%	79	7.7%
AGRO CAPITAL	1,540	1,603	1,684	81	5.0%	143	9.3%
TOTAL ASOFIN	53,419	55,884	57,619	1,735	3.1%	4,200	7.9%
BANCOS (1)	232,735	235,035	236,913	1,878	0.8%	4,179	1.8%
COOP.ABIERTAS	28,321	29,284	29,694	410	1.4%	1,373	4.8%
MUTUALES	30,794	30,851	30,997	146	0.5%	203	0.7%

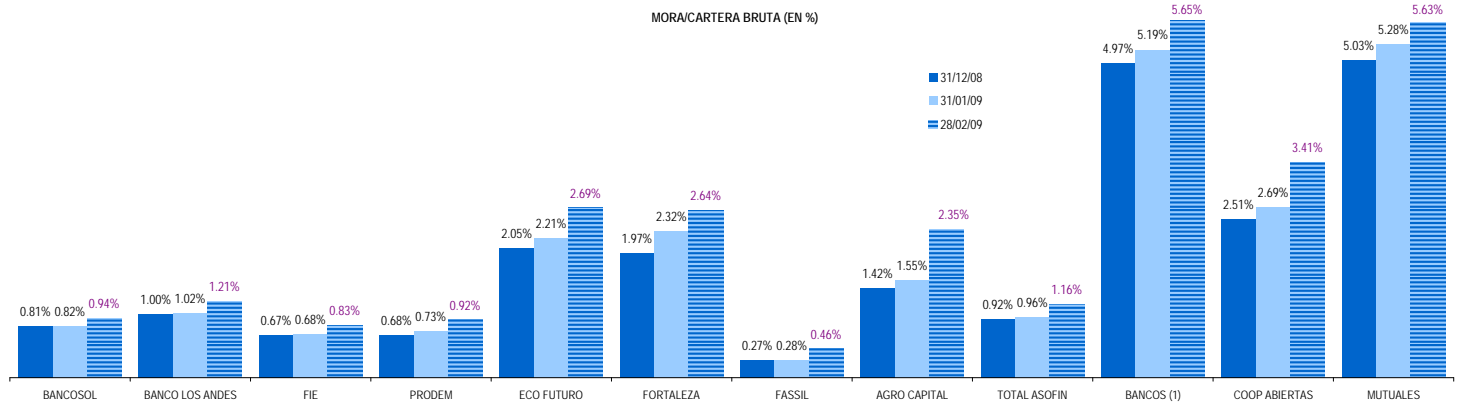
PREVISION CONSTITUIDA (MILES DE \$US)



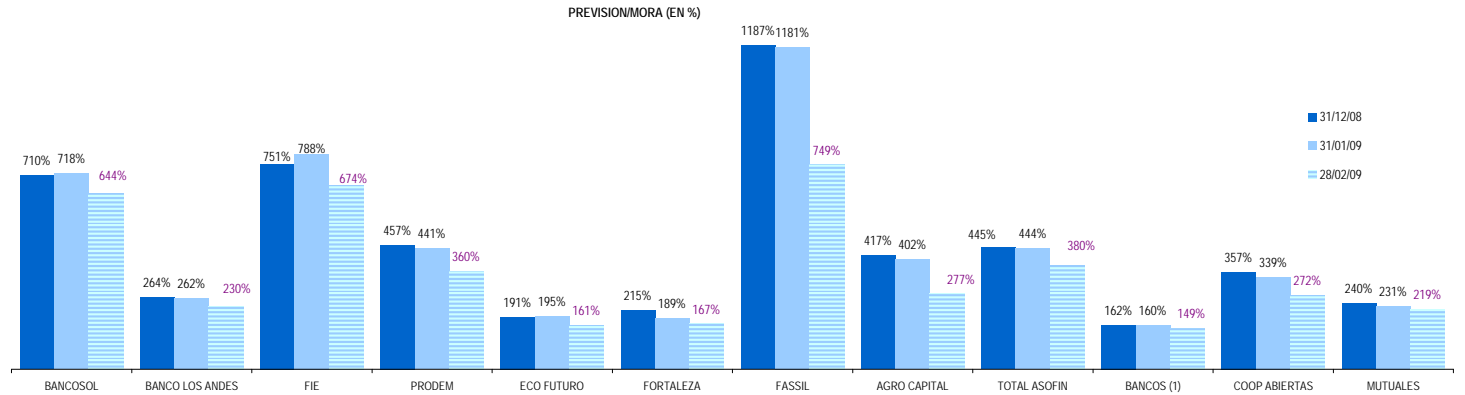
EVOLUCION POR ENTIDAD DE LOS PRINCIPALES INDICADORES, EN %:

ENTIDAD	MORA / CARTERA BRUTA			PREVISION / MORA			RESULTADO / PATRIMONIO		
	31/12/08	31/01/09	28/02/09	31/12/08	31/01/09	28/02/09	31/12/08	31/01/09	28/02/09
BANCOSOL	0.81%	0.82%	0.94%	709.5%	717.9%	643.6%	8.2%	22.6%	23.2%
BANCO LOS ANDES	1.00%	1.02%	1.21%	264.2%	261.6%	229.9%	8.9%	16.4%	10.0%
FIE	0.67%	0.68%	0.83%	751.0%	787.9%	674.1%	20.2%	15.4%	15.3%
PRODEM	0.68%	0.73%	0.92%	456.6%	441.5%	359.9%	14.0%	7.5%	5.7%
ECO FUTURO	2.05%	2.21%	2.69%	191.3%	194.8%	160.6%	6.2%	17.3%	10.3%
FORTALEZA	1.97%	2.32%	2.64%	215.0%	189.0%	166.5%	3.4%	-10.0%	-4.5%
FASSIL	0.27%	0.28%	0.46%	1187.0%	1180.6%	749.4%	-9.1%	-30.3%	-46.3%
AGRO CAPITAL	1.42%	1.55%	2.35%	416.8%	401.7%	276.7%	-2.9%	4.2%	2.7%
TOTAL ASOFIN	0.92%	0.96%	1.16%	445.4%	443.6%	380.4%	9.8%	12.9%	10.1%
BANCOS (1)	4.97%	5.19%	5.65%	162.1%	160.4%	149.0%	23.1%	13.3%	15.1%
COOP ABIERTAS	2.51%	2.69%	3.41%	356.9%	338.7%	271.6%	6.0%	8.5%	6.3%
MUTUALES	5.03%	5.28%	5.63%	240.1%	231.0%	218.7%	7.9%	18.2%	14.5%

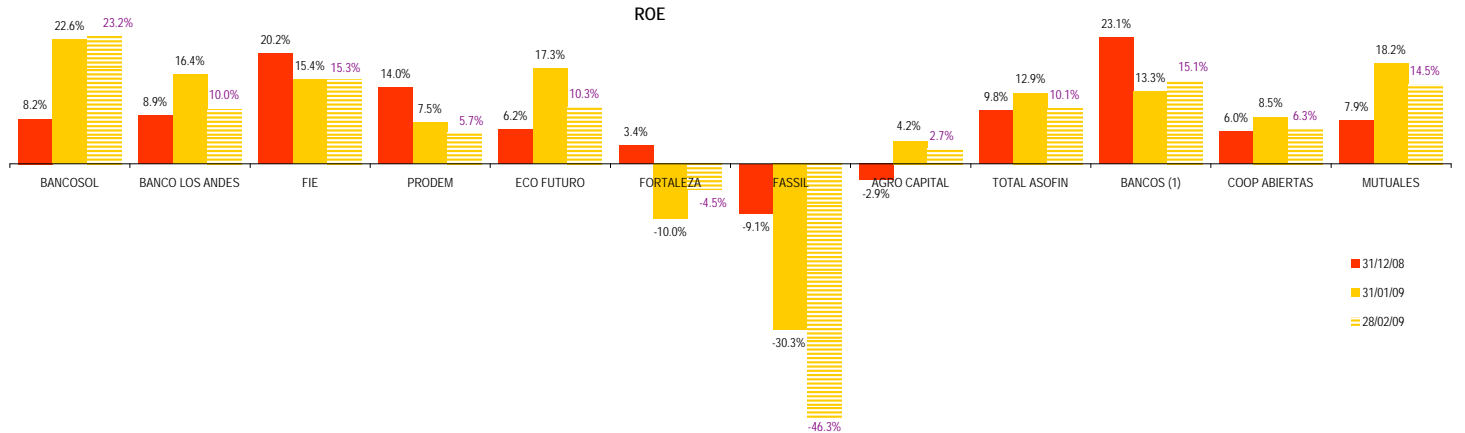
MORA/CARTERA BRUTA (EN %)



PREVISION/MORA (EN %)



ROE



(1) En Bancos no se incluye a BANCOSOL ni a BANCO LOS ANDES PROCREDIT por ser ambas entidades especializadas en microfinanzas