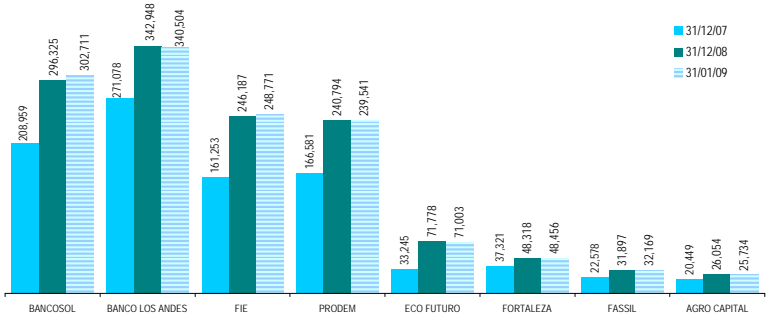


EVOLUCION POR ENTIDAD (CIFRAS EN MILES DE DOLARES)

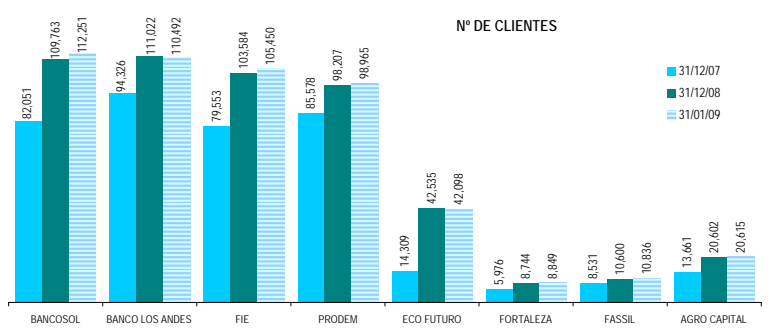
ENTIDAD	CARTERA BRUTA			VARIACION MES		VARIACION Dic'08 - Ene'09	
	31/12/07	31/12/08	31/01/09	MONTO	%	MONTO	%
BANCOSOL	208,959	296,325	302,711	6,386	2.2%	6,386	2.2%
BANCO LOS ANDES	271,078	342,948	340,504	-2,444	-0.7%	-2,444	-0.7%
FIE	161,253	246,187	248,771	2,584	1.0%	2,584	1.0%
PRODEM	166,581	240,794	239,541	-1,253	-0.5%	-1,253	-0.5%
ECO FUTURO	33,245	71,778	71,003	-775	-1.1%	-775	-1.1%
FORTALEZA	37,321	48,318	48,456	138	0.3%	138	0.3%
FASSIL	22,578	31,897	32,169	272	0.9%	272	0.9%
AGRO CAPITAL	20,449	26,054	25,734	-320	-1.2%	-320	-1.2%
TOTAL ASOFIN	921,465	1,304,301	1,308,889	4,588	0.4%	4,588	0.4%
BANCOS (1)	2,724,094	3,094,449	3,056,985	-37,464	-1.2%	-37,464	-1.2%
COOP.ABIERTAS	283,817	316,787	321,098	4,312	1.4%	4,312	1.4%
MUTUALES	278,124	264,243	262,995	-1,248	-0.5%	-1,248	-0.5%

CARTERA BRUTA (MILES DE \$US)



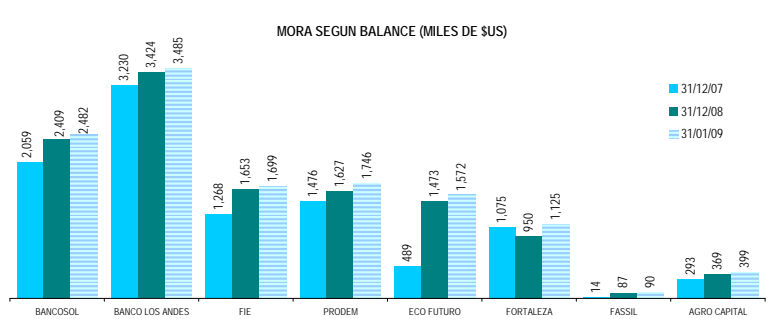
ENTIDAD	N° DE CLIENTES DE CREDITO			VARIACION MES		VARIACION Dic'08 - Ene'09	
	31/12/07	31/12/08	31/01/09	N°	%	N°	%
BANCOSOL	82,051	109,763	112,251	2,488	2.3%	2,488	2.3%
BANCO LOS ANDES	94,326	111,022	110,492	-530	-0.5%	-530	-0.5%
FIE	79,553	103,584	105,450	1,866	1.8%	1,866	1.8%
PRODEM	85,578	98,207	98,965	758	0.8%	758	0.8%
ECO FUTURO	14,309	42,535	42,098	-437	-1.0%	-437	-1.0%
FORTALEZA	5,976	8,744	8,849	105	1.2%	105	1.2%
FASSIL	8,531	10,600	10,836	236	2.2%	236	2.2%
AGRO CAPITAL	13,661	20,602	20,615	13	0.1%	13	0.1%
TOTAL ASOFIN	383,985	505,057	509,556	4,499	0.9%	4,499	0.9%
BANCOS (1)	190,747	S/D	S/D	S/D	S/D	S/D	S/D
COOP.ABIERTAS	75,500	S/D	S/D	S/D	S/D	S/D	S/D
MUTUALES	21,346	S/D	S/D	S/D	S/D	S/D	S/D

N° DE CLIENTES



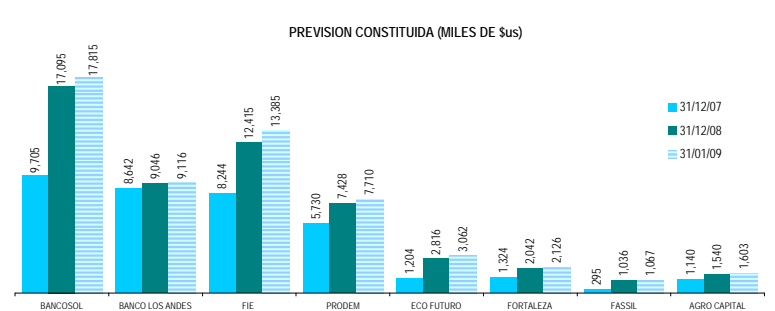
ENTIDAD	MORA SEGUN BALANCE			VARIACION MES		VARIACION Dic'08 - Ene'09	
	31/12/07	31/12/08	31/01/09	MONTO	%	MONTO	%
BANCOSOL	2,059	2,409	2,482	72	3.0%	72	3.0%
BANCO LOS ANDES	3,230	3,424	3,485	61	1.8%	61	1.8%
FIE	1,268	1,653	1,699	46	2.8%	46	2.8%
PRODEM	1,476	1,627	1,746	120	7.3%	120	7.3%
ECO FUTURO	489	1,473	1,572	100	6.8%	100	6.8%
FORTALEZA	1,075	950	1,125	175	18.4%	175	18.4%
FASSIL	14	87	90	3	3.5%	3	3.5%
AGRO CAPITAL	293	369	399	30	8.0%	30	8.0%
TOTAL ASOFIN	9,903	11,992	12,598	605	5.0%	605	5.0%
BANCOS (1)	174,344	153,918	158,631	4,713	3.1%	4,713	3.1%
COOP.ABIERTAS	8,165	7,936	8,645	709	8.9%	709	8.9%
MUTUALES	22,978	13,280	13,880	600	4.5%	600	4.5%

MORA SEGUN BALANCE (MILES DE \$US)



ENTIDAD	PREVISION CONSTITUIDA			VARIACION MES		VARIACION Dic'08 - Ene'09	
	31/12/07	31/12/08	31/01/09	MONTO	%	MONTO	%
BANCOSOL	9,705	17,095	17,815	719	4.2%	719	4.2%
BANCO LOS ANDES	8,642	9,046	9,116	70	0.8%	70	0.8%
FIE	8,244	12,415	13,385	970	7.8%	970	7.8%
PRODEM	5,730	7,428	7,710	282	3.8%	282	3.8%
ECO FUTURO	1,204	2,816	3,062	246	8.7%	246	8.7%
FORTALEZA	1,324	2,042	2,126	84	4.1%	84	4.1%
FASSIL	295	1,036	1,067	31	2.9%	31	2.9%
AGRO CAPITAL	1,140	1,540	1,603	63	4.1%	63	4.1%
TOTAL ASOFIN	36,285	53,419	55,884	2,465	4.6%	2,465	4.6%
BANCOS (1)	226,097	232,735	235,035	2,301	1.0%	2,301	1.0%
COOP.ABIERTAS	25,988	28,321	29,284	963	3.4%	963	3.4%
MUTUALES	36,224	30,794	30,851	57	0.2%	57	0.2%

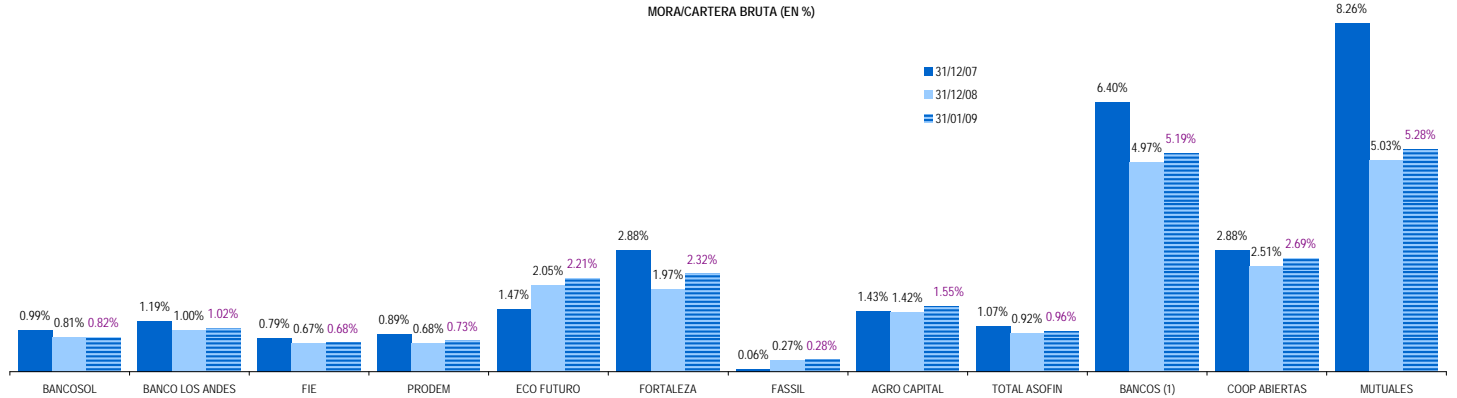
PREVISION CONSTITUIDA (MILES DE \$US)



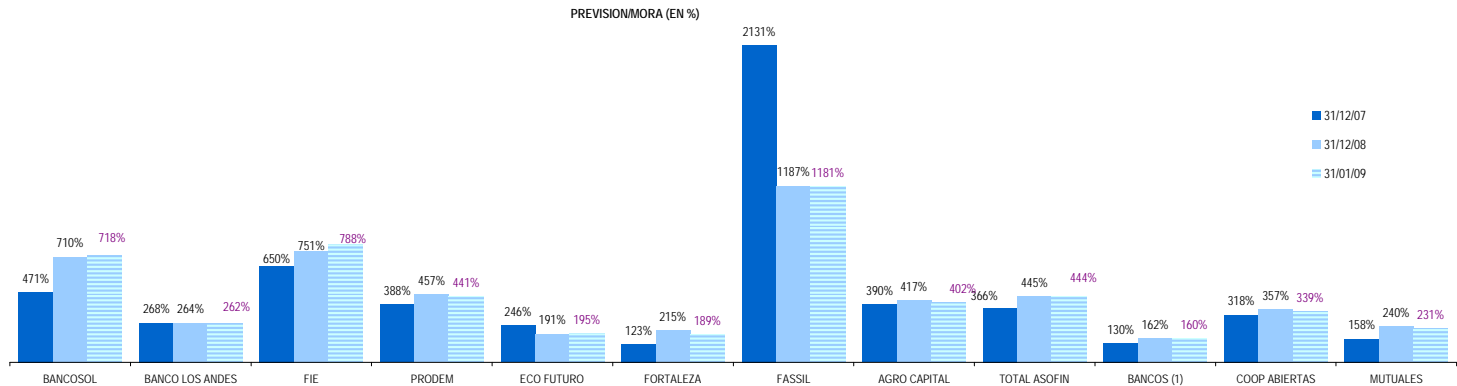
EVOLUCION POR ENTIDAD DE LOS PRINCIPALES INDICADORES, EN %:

ENTIDAD	MORA / CARTERA BRUTA			PREVISION / MORA			RESULTADO / PATRIMONIO		
	31/12/07	31/12/08	31/01/09	31/12/07	31/12/08	31/01/09	31/12/07	31/12/08	31/01/09
BANCOSOL	0.99%	0.81%	0.82%	471.3%	709.5%	717.9%	37.4%	8.2%	22.6%
BANCO LOS ANDES	1.19%	1.00%	1.02%	267.6%	264.2%	261.6%	13.1%	8.9%	16.4%
FIE	0.79%	0.67%	0.68%	650.1%	751.0%	787.9%	19.0%	20.2%	15.4%
PRODEM	0.89%	0.68%	0.73%	388.2%	456.6%	441.5%	22.7%	14.0%	7.5%
ECO FUTURO	1.47%	2.05%	2.21%	246.5%	191.3%	194.8%	20.2%	6.2%	17.3%
FORTALEZA	2.88%	1.97%	2.32%	123.2%	215.0%	189.0%	15.2%	3.4%	-10.0%
FASSIL	0.06%	0.27%	0.28%	2130.8%	1187.0%	1180.6%	19.8%	-9.1%	-30.3%
AGRO CAPITAL	1.43%	1.42%	1.55%	389.9%	416.8%	401.7%	6.3%	-2.9%	4.2%
TOTAL ASOFIN	1.07%	0.92%	0.96%	366.4%	445.4%	443.6%	20.3%	9.8%	12.9%
BANCOS (1)	6.40%	4.97%	5.19%	129.7%	162.1%	160.4%	22.8%	23.1%	13.3%
COOP ABIERTAS	2.88%	2.51%	2.69%	318.3%	356.9%	338.7%	11.8%	6.0%	8.5%
MUTUALES	8.26%	5.03%	5.28%	157.6%	240.1%	230.5%	-0.1%	7.9%	18.2%

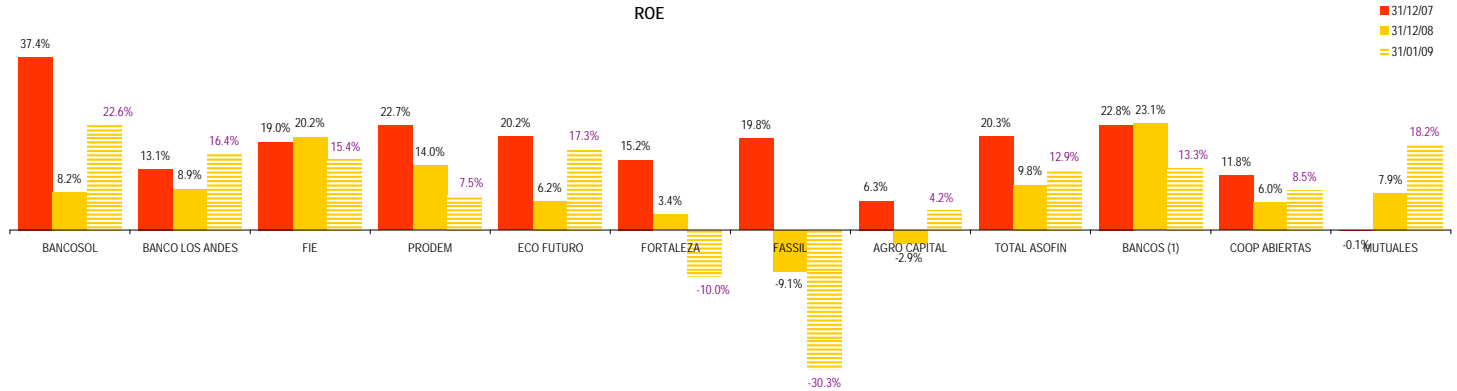
MORA/CARTERA BRUTA (EN %)



PREVISIONMORA (EN %)



ROE



(1) En Bancos no se incluye a BANCOSOL ni a BANCO LOS ANDES PROCREDIT por ser ambas entidades especializadas en microfinanzas