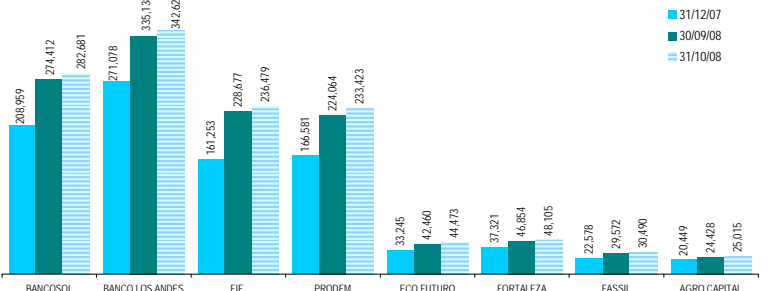


**EVOLUCION POR ENTIDAD (CIFRAS EN MILES DE DOLARES)**

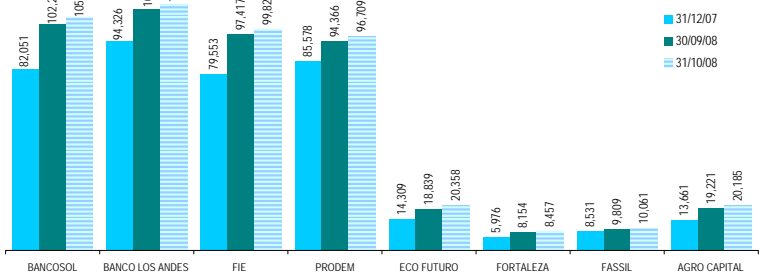
ENTIDAD	CARTERA BRUTA			VARIACION MES		VARIACION Dic07-Oct08	
	31/12/07	30/09/08	31/10/08	MONTO	%	MONTO	%
BANCOSOL	208,959	274,412	282,681	8,269	3.0%	73,722	35.3%
BANCO LOS ANDES	271,078	335,138	342,622	7,484	2.2%	71,544	26.4%
FIE	161,253	228,677	236,479	7,803	3.4%	75,226	46.7%
PRODEM	166,581	224,064	233,423	9,359	4.2%	66,843	40.1%
ECO FUTURO	33,245	42,460	44,473	2,013	4.7%	11,228	33.8%
FORTALEZA	37,321	46,854	48,105	1,251	2.7%	10,783	28.9%
FASSIL	22,578	29,572	30,490	918	3.1%	7,912	35.0%
AGRO CAPITAL	20,449	24,428	25,015	587	2.4%	4,566	22.3%
TOTAL ASOFIN	921,465	1,205,606	1,243,288	37,682	3.1%	321,824	34.9%
BANCOS (1)	2,724,094	3,067,334	3,081,529	14,195	0.5%	357,436	13.1%
COOP.ABIERTAS	283,817	311,156	313,814	2,659	0.9%	29,997	10.6%
MUTUALES	278,124	262,400	263,410	1,010	0.4%	-14,714	-5.3%

**CARTERA BRUTA (MILES DE \$US)**



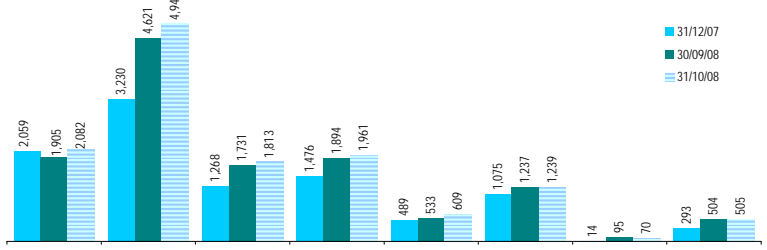
ENTIDAD	N° DE CLIENTES DE CREDITO			VARIACION MES		VARIACION Dic07-Oct08	
	31/12/07	30/09/08	31/10/08	N°	%	N°	%
BANCOSOL	82,051	102,223	105,075	2,852	2.8%	23,024	28.1%
BANCO LOS ANDES	94,326	109,025	110,847	1,822	1.7%	16,521	17.5%
FIE	79,553	97,417	99,828	2,411	2.5%	20,275	25.5%
PRODEM	85,578	94,366	96,709	2,343	2.5%	11,131	13.0%
ECO FUTURO	14,309	18,839	20,358	1,519	8.1%	6,049	42.3%
FORTALEZA	5,976	8,154	8,457	303	3.7%	2,481	41.5%
FASSIL	8,531	9,809	10,061	252	2.6%	1,530	17.9%
AGRO CAPITAL	13,661	19,221	20,185	964	5.0%	6,524	47.8%
TOTAL ASOFIN	383,985	459,054	471,520	12,466	2.7%	87,535	22.8%
BANCOS (1)	190,747	S/D	S/D	S/D	S/D	S/D	S/D
COOP.ABIERTAS	75,500	S/D	S/D	S/D	S/D	S/D	S/D
MUTUALES	21,346	S/D	S/D	S/D	S/D	S/D	S/D

**N° DE CLIENTES**



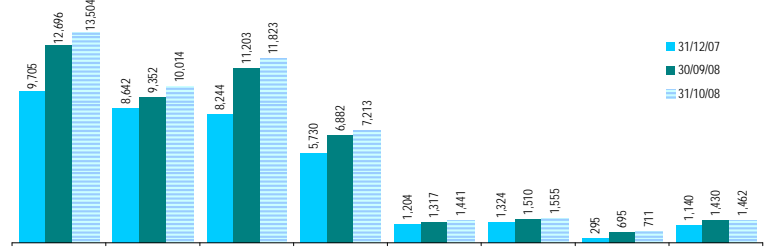
ENTIDAD	MORA SEGUN BALANCE			VARIACION MES		VARIACION Dic07-Oct08	
	31/12/07	30/09/08	31/10/08	MONTO	%	MONTO	%
BANCOSOL	2,059	1,905	2,082	177	9.3%	23	1.1%
BANCO LOS ANDES	3,230	4,621	4,944	323	7.0%	1,714	53.1%
FIE	1,268	1,731	1,813	82	4.8%	545	43.0%
PRODEM	1,476	1,894	1,961	67	3.5%	485	32.9%
ECO FUTURO	489	533	609	76	14.3%	120	24.7%
FORTALEZA	1,075	1,237	1,239	2	0.2%	164	15.3%
FASSIL	14	95	70	-25	-26.3%	56	406.3%
AGRO CAPITAL	293	504	505	1	0.1%	212	72.6%
TOTAL ASOFIN	9,903	12,521	13,223	703	5.6%	3,321	33.5%
BANCOS (1)	174,344	178,297	171,189	-7,108	-4.0%	-3,155	-1.8%
COOP.ABIERTAS	8,165	9,072	8,853	-219	-2.4%	687	8.4%
MUTUALES	22,978	14,585	14,660	75	0.5%	-8,318	-36.2%

**MORA SEGUN BALANCE (MILES DE \$US)**



ENTIDAD	PREVISION CONSTITUIDA			VARIACION MES		VARIACION Dic07-Oct08	
	31/12/07	30/09/08	31/10/08	MONTO	%	MONTO	%
BANCOSOL	9,705	12,696	13,504	808	6.4%	3,799	39.1%
BANCO LOS ANDES	8,642	9,352	10,014	662	7.1%	1,373	15.9%
FIE	8,244	11,203	11,823	620	5.5%	3,579	43.4%
PRODEM	5,730	6,882	7,213	332	4.8%	1,483	25.9%
ECO FUTURO	1,204	1,317	1,441	125	9.5%	237	19.7%
FORTALEZA	1,324	1,510	1,555	45	3.0%	231	17.4%
FASSIL	295	695	711	16	2.3%	416	141.3%
AGRO CAPITAL	1,140	1,430	1,462	32	2.3%	322	28.2%
TOTAL ASOFIN	36,285	45,084	47,724	2,641	5.9%	11,440	31.5%
BANCOS (1)	226,097	229,709	231,133	1,424	0.6%	5,036	2.2%
COOP.ABIERTAS	25,988	26,434	26,668	234	0.9%	680	2.6%
MUTUALES	36,224	31,584	31,233	-350	-1.1%	-4,991	-13.8%

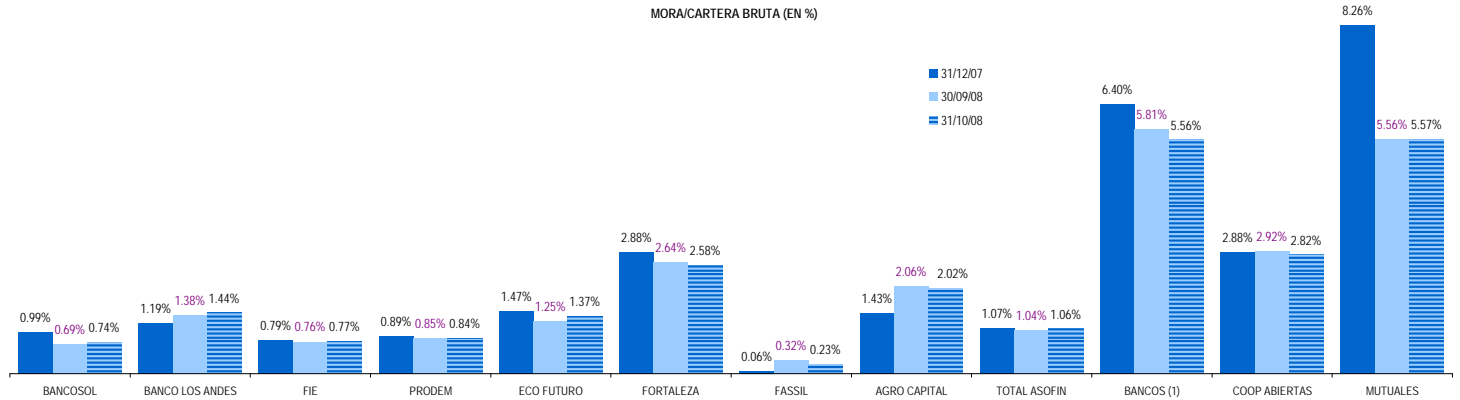
**PREVISION CONSTITUIDA (MILES DE \$US)**



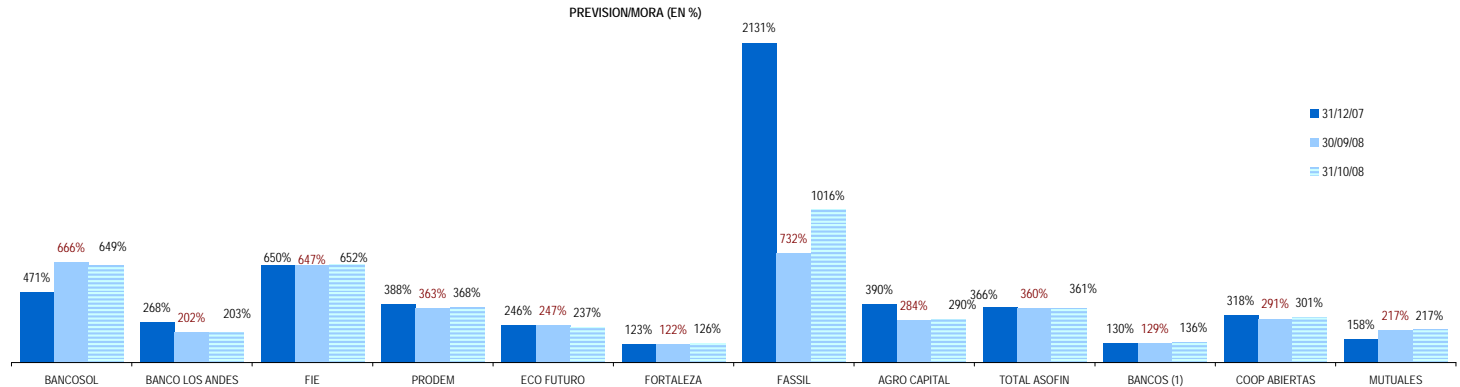
EVOLUCION POR ENTIDAD DE LOS PRINCIPALES INDICADORES, EN %:

ENTIDAD	MORA / CARTERA BRUTA			PREVISION / MORA			RESULTADO / PATRIMONIO		
	31/12/07	30/09/08	31/10/08	31/12/07	30/09/08	31/10/08	31/12/07	30/09/08	31/10/08
BANCOSOL	0.99%	0.69%	0.74%	471.3%	666.5%	648.7%	37.4%	16.0%	16.7%
BANCO LOS ANDES	1.19%	1.38%	1.44%	267.6%	202.4%	202.6%	13.1%	5.3%	5.7%
FIE	0.79%	0.76%	0.77%	650.1%	647.2%	652.0%	19.0%	15.9%	15.9%
PRODEM	0.89%	0.85%	0.84%	388.2%	363.3%	367.8%	22.7%	12.1%	12.6%
ECO FUTURO	1.47%	1.25%	1.37%	246.5%	247.1%	236.6%	20.2%	10.7%	10.7%
FORTALEZA	2.88%	2.64%	2.58%	123.2%	122.1%	125.5%	15.2%	12.7%	12.0%
FASSIL	0.06%	0.32%	0.23%	2130.8%	731.6%	1015.7%	19.8%	4.4%	4.0%
AGRO CAPITAL	1.43%	2.06%	2.02%	389.9%	283.5%	289.7%	6.3%	-5.5%	-4.9%
TOTAL ASOFIN	1.07%	1.04%	1.06%	366.4%	360.1%	360.9%	20.3%	9.7%	10.1%
BANCOS (1)	6.40%	5.81%	5.56%	129.7%	128.8%	136.3%	22.8%	23.9%	24.2%
COOP ABIERTAS	2.88%	2.92%	2.82%	318.3%	291.4%	301.2%	11.8%	5.8%	6.5%
MUTUALES	8.26%	5.56%	5.57%	157.6%	216.6%	216.9%	-0.1%	5.4%	6.2%

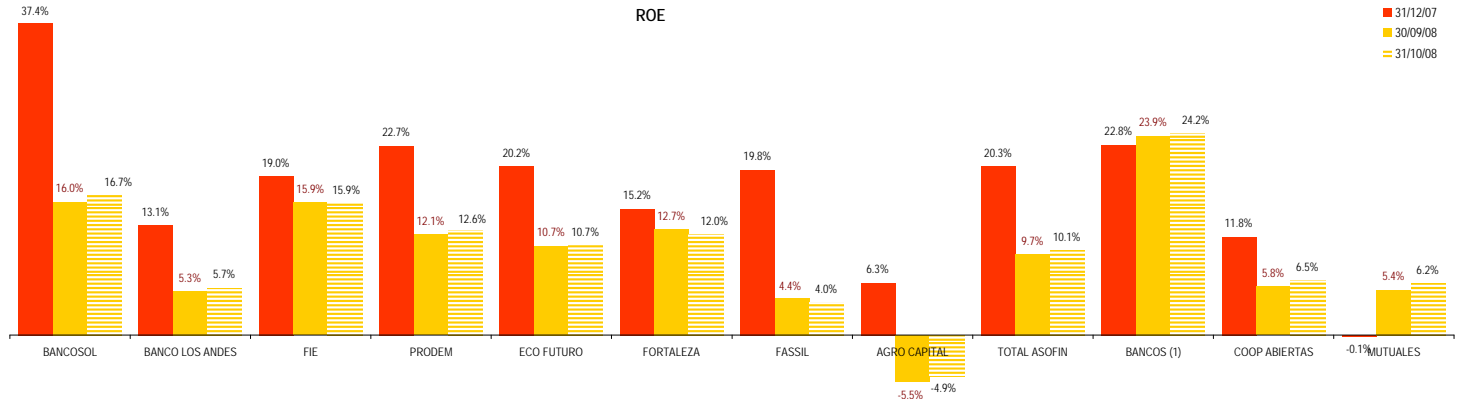
MORA/CARTERA BRUTA (EN %)



PREVISION/MORA (EN %)



ROE



(1) En Bancos no se incluye BANCOSOL Y BANCO LOS ANDES PROCREDIT por ser entidades especializadas en microfinanzas