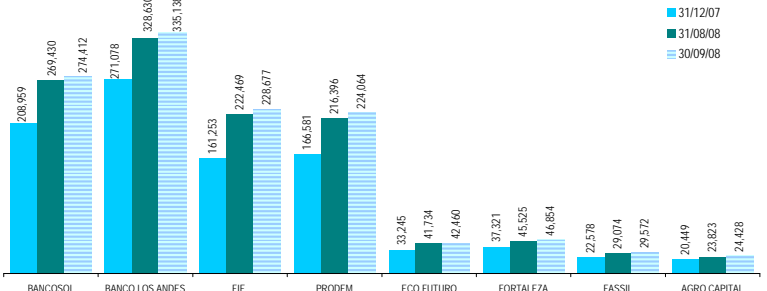


EVOLUCION POR ENTIDAD (CIFRAS EN MILES DE DOLARES)

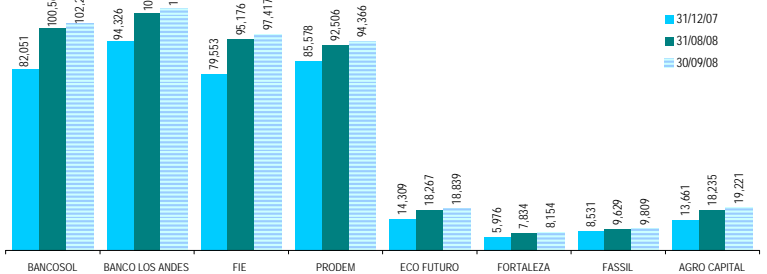
ENTIDAD	CARTERA BRUTA			VARIACION MES		VARIACION Dic07-Sept08	
	31/12/07	31/08/08	30/09/08	MONTO	%	MONTO	%
BANCOSOL	208,959	269,430	274,412	4,982	1.8%	65,453	31.3%
BANCO LOS ANDES	271,078	328,630	335,138	6,508	2.0%	64,061	23.6%
FIE	161,253	222,469	228,677	6,208	2.8%	67,423	41.8%
PRODEM	166,581	216,396	224,064	7,668	3.5%	57,483	34.5%
ECO FUTURO	33,245	41,734	42,460	726	1.7%	9,215	27.7%
FORTALEZA	37,321	45,525	46,854	1,329	2.9%	9,533	25.5%
FASSIL	22,578	29,074	29,572	498	1.7%	6,994	31.0%
AGRO CAPITAL	20,449	23,823	24,428	605	2.5%	3,979	19.5%
TOTAL ASOFIN	921,465	1,177,082	1,205,606	28,524	2.4%	284,141	30.8%
BANCOS (1)	2,724,094	3,013,642	3,067,334	53,692	1.8%	343,240	12.6%
COOP.ABIERTAS	283,817	308,982	311,156	2,174	0.7%	27,339	9.6%
MUTUALES	278,124	260,332	262,400	2,068	0.8%	-15,723	-5.7%

CARTERA BRUTA (MILES DE \$US)



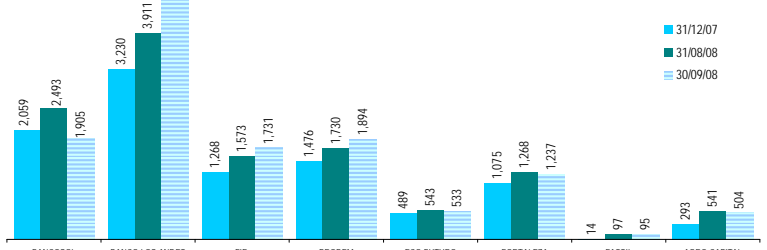
ENTIDAD	N° DE CLIENTES DE CREDITO			VARIACION MES		VARIACION Dic07-Sept08	
	31/12/07	31/08/08	30/09/08	N°	%	N°	%
BANCOSOL	82,051	100,563	102,223	1,660	1.7%	20,172	24.6%
BANCO LOS ANDES	94,326	107,123	109,025	1,902	1.8%	14,699	15.6%
FIE	79,553	95,176	97,417	2,241	2.4%	17,864	22.5%
PRODEM	85,578	92,506	94,366	1,860	2.0%	8,788	10.3%
ECO FUTURO	14,309	18,267	18,839	572	3.1%	4,530	31.7%
FORTALEZA	5,976	7,834	8,154	320	4.1%	2,178	36.4%
FASSIL	8,531	9,629	9,809	180	1.9%	1,278	15.0%
AGRO CAPITAL	13,661	18,235	19,221	986	5.4%	5,560	40.7%
TOTAL ASOFIN	383,985	449,333	459,054	9,721	2.2%	75,069	19.5%
BANCOS (1)	190,747	S/D	S/D	S/D	S/D	S/D	S/D
COOP.ABIERTAS	75,500	S/D	S/D	S/D	S/D	S/D	S/D
MUTUALES	21,346	S/D	S/D	S/D	S/D	S/D	S/D

N° DE CLIENTES



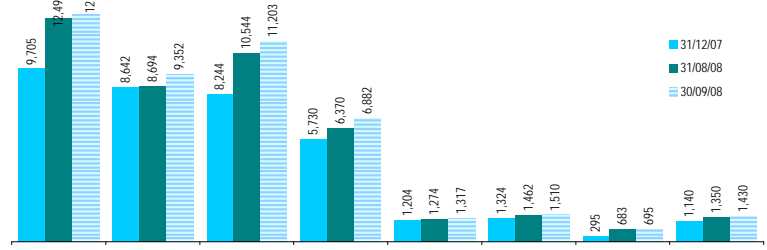
ENTIDAD	MORA SEGUN BALANCE			VARIACION MES		VARIACION Dic07-Sept08	
	31/12/07	31/08/08	30/09/08	MONTO	%	MONTO	%
BANCOSOL	2,059	2,493	1,905	-588	-23.6%	-154	-7.5%
BANCO LOS ANDES	3,230	3,911	4,621	710	18.1%	1,391	43.1%
FIE	1,268	1,573	1,731	158	10.1%	463	36.5%
PRODEM	1,476	1,730	1,894	165	9.5%	418	28.3%
ECO FUTURO	489	543	533	-10	-1.8%	44	9.0%
FORTALEZA	1,075	1,268	1,237	-31	-2.5%	162	15.1%
FASSIL	14	97	95	-2	-2.3%	81	587.1%
AGRO CAPITAL	293	541	504	-37	-6.8%	212	72.4%
TOTAL ASOFIN	9,903	12,157	12,521	364	3.0%	2,618	26.4%
BANCOS (1)	174,344	181,482	178,297	-3,185	-1.8%	3,953	2.3%
COOP.ABIERTAS	8,165	9,321	9,072	-249	-2.7%	907	11.1%
MUTUALES	22,978	14,631	14,585	-46	-0.3%	-8,393	-36.5%

MORA SEGUN BALANCE (MILES DE \$US)



ENTIDAD	PREVISION CONSTITUIDA			VARIACION MES		VARIACION Dic07-Sept08	
	31/12/07	31/08/08	30/09/08	MONTO	%	MONTO	%
BANCOSOL	9,705	12,493	12,696	203	1.6%	2,991	30.8%
BANCO LOS ANDES	8,642	8,694	9,352	659	7.6%	710	8.2%
FIE	8,244	10,544	11,203	659	6.2%	2,959	35.9%
PRODEM	5,730	6,370	6,882	512	8.0%	1,151	20.1%
ECO FUTURO	1,204	1,274	1,317	42	3.3%	112	9.3%
FORTALEZA	1,324	1,462	1,510	48	3.3%	186	14.0%
FASSIL	295	683	695	12	1.8%	400	135.9%
AGRO CAPITAL	1,140	1,350	1,430	80	5.9%	290	25.4%
TOTAL ASOFIN	36,285	42,870	45,084	2,214	5.2%	8,799	24.3%
BANCOS (1)	226,097	226,184	229,709	3,524	1.6%	3,612	1.6%
COOP.ABIERTAS	25,988	26,497	26,434	-63	-0.2%	446	1.7%
MUTUALES	36,224	45,804	31,584	-14,220	-31.0%	-4,640	-12.8%

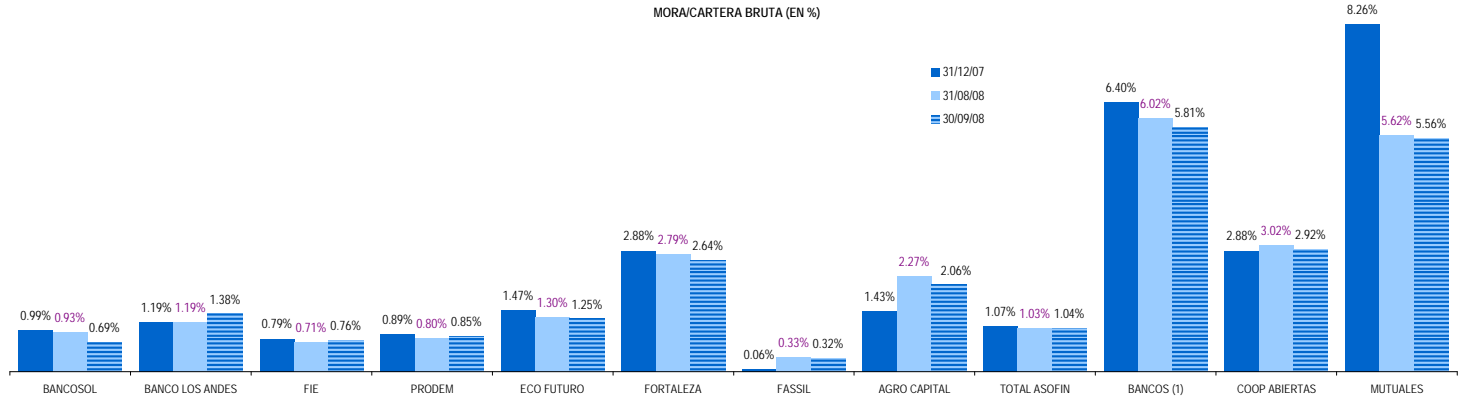
PREVISION CONSTITUIDA (MILES DE \$US)



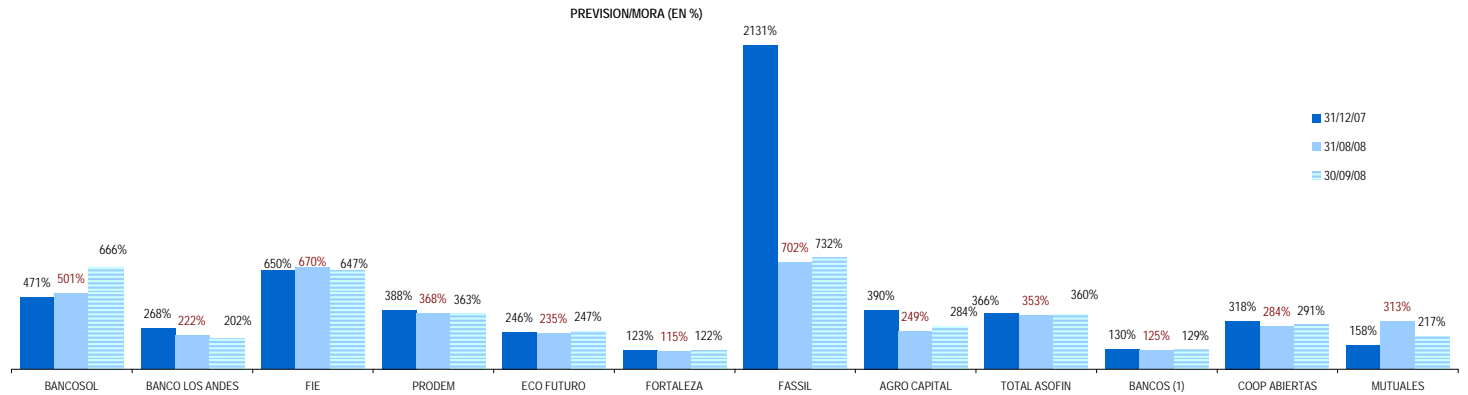
EVOLUCION POR ENTIDAD DE LOS PRINCIPALES INDICADORES, EN %:

ENTIDAD	MORA / CARTERA BRUTA			PREVISION / MORA			RESULTADO / PATRIMONIO		
	31/12/07	31/08/08	30/09/08	31/12/07	31/08/08	30/09/08	31/12/07	31/08/08	30/09/08
BANCOSOL	0.99%	0.93%	0.69%	471.3%	501.1%	666.5%	37.4%	15.1%	16.0%
BANCO LOS ANDES	1.19%	1.19%	1.38%	267.6%	222.3%	202.4%	13.1%	5.2%	5.3%
FIE	0.79%	0.71%	0.76%	650.1%	670.4%	647.2%	19.0%	15.4%	15.9%
PRODEM	0.89%	0.80%	0.85%	388.2%	368.2%	363.3%	22.7%	11.6%	12.1%
ECO FUTURO	1.47%	1.30%	1.25%	246.5%	234.8%	247.1%	20.2%	9.4%	10.7%
FORTALEZA	2.88%	2.79%	2.64%	123.2%	115.3%	122.1%	15.2%	13.6%	12.7%
FASSIL	0.06%	0.33%	0.32%	2130.8%	702.3%	732%	19.8%	7.4%	4.4%
AGRO CAPITAL	1.43%	2.27%	2.06%	389.9%	249.4%	283.5%	6.3%	-18.5%	-5.5%
TOTAL ASOFIN	1.07%	1.03%	1.04%	366.4%	352.6%	360.1%	20.3%	8.3%	9.7%
BANCOS (1)	6.40%	6.02%	5.81%	129.7%	124.6%	128.8%	22.8%	20.7%	23.9%
COOP ABIERTAS	2.88%	3.02%	2.92%	318.3%	284.3%	291.4%	11.8%	2.0%	5.8%
MUTUALES	8.26%	5.62%	5.56%	157.6%	313.1%	216.6%	-0.1%	3.5%	5.4%

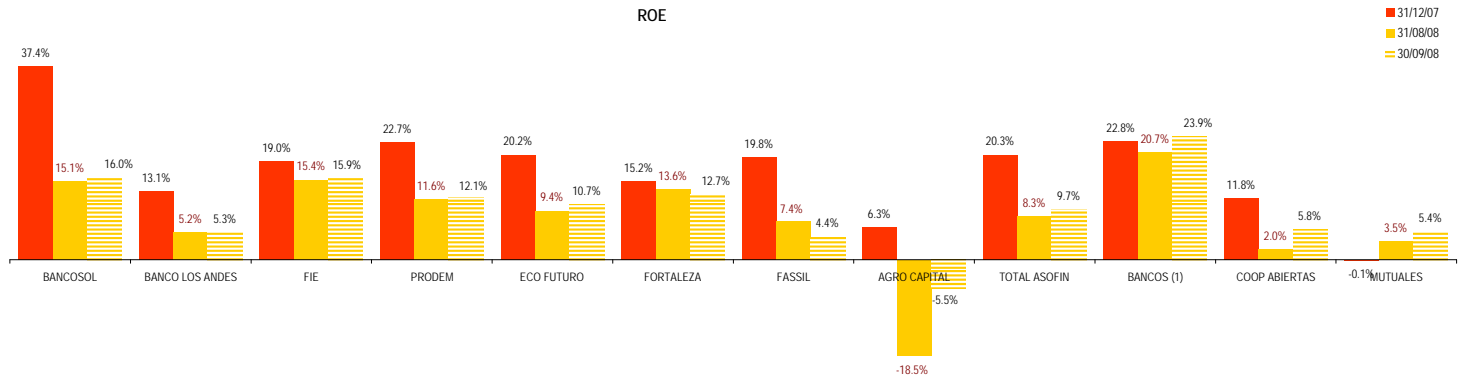
MORA/CARTERA BRUTA (EN %)



PREVISION/MORA (EN %)



ROE



(1) En Bancos no se incluye BANCOSOL Y BANCO LOS ANDES PROCREDIT por ser entidades especializadas en microfinanzas