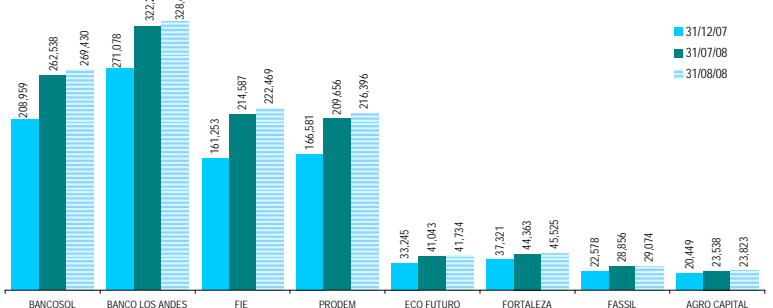


**EVOLUCION POR ENTIDAD (CIFRAS EN MILES DE DOLARES)**

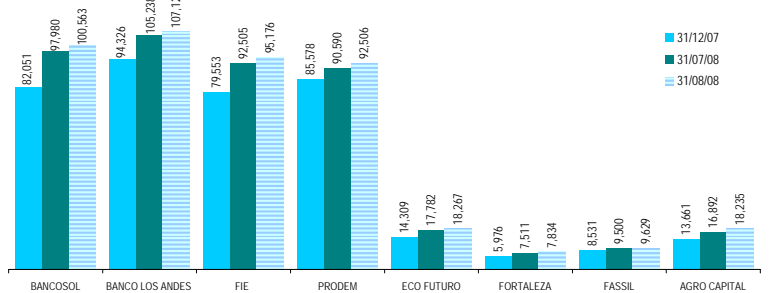
| ENTIDAD         | CARTERA BRUTA |           |           | VARIACION MES |      | VARIACION Dic07-Ago08 |       |
|-----------------|---------------|-----------|-----------|---------------|------|-----------------------|-------|
|                 | 31/12/07      | 31/07/08  | 31/08/08  | MONTO         | %    | MONTO                 | %     |
| BANCOSOL        | 208,959       | 262,538   | 269,430   | 6,893         | 2.6% | 60,471                | 28.9% |
| BANCO LOS ANDES | 271,078       | 322,266   | 328,630   | 6,364         | 2.0% | 57,552                | 21.2% |
| FIE             | 161,253       | 214,587   | 222,469   | 7,882         | 3.7% | 61,216                | 38.0% |
| PRODEM          | 166,581       | 209,656   | 216,396   | 6,740         | 3.2% | 49,816                | 29.9% |
| ECO FUTURO      | 33,245        | 41,043    | 41,734    | 691           | 1.7% | 8,488                 | 25.5% |
| FORTALEZA       | 37,321        | 44,363    | 45,525    | 1,163         | 2.6% | 8,204                 | 22.0% |
| FASSIL          | 22,578        | 28,856    | 29,074    | 218           | 0.8% | 6,497                 | 28.8% |
| AGRO CAPITAL    | 20,449        | 23,538    | 23,823    | 285           | 1.2% | 3,373                 | 16.5% |
| TOTAL ASOFIN    | 921,465       | 1,146,846 | 1,177,082 | 30,236        | 2.6% | 255,617               | 27.7% |
| BANCOS (1)      | 2,724,094     | 3,001,354 | 3,013,642 | 12,288        | 0.4% | 289,548               | 10.6% |
| COOP.ABIERTAS   | 283,817       | 307,472   | 308,982   | 1,509         | 0.5% | 25,165                | 8.9%  |
| MUTUALES        | 278,124       | 260,186   | 260,332   | 147           | 0.1% | -17,791               | -6.4% |

**CARTERA BRUTA (MILES DE \$US)**



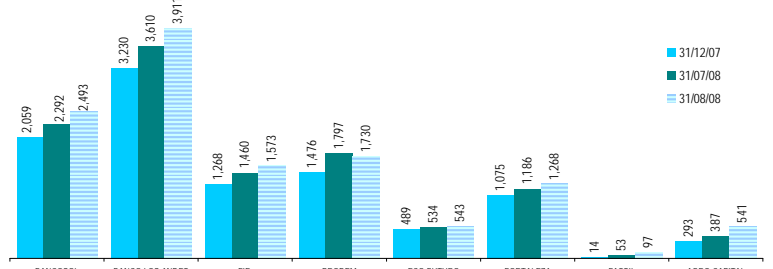
| ENTIDAD         | N° DE CLIENTES DE CREDITO |          |          | VARIACION MES |      | VARIACION Dic07-Ago08 |       |
|-----------------|---------------------------|----------|----------|---------------|------|-----------------------|-------|
|                 | 31/12/07                  | 31/07/08 | 31/08/08 | N°            | %    | N°                    | %     |
| BANCOSOL        | 82,051                    | 97,980   | 100,563  | 2,583         | 2.6% | 18,512                | 22.6% |
| BANCO LOS ANDES | 94,326                    | 105,238  | 107,123  | 1,885         | 1.8% | 12,797                | 13.6% |
| FIE             | 79,553                    | 92,505   | 95,176   | 2,671         | 2.9% | 15,623                | 19.6% |
| PRODEM          | 85,578                    | 90,590   | 92,506   | 1,916         | 2.1% | 6,928                 | 8.1%  |
| ECO FUTURO      | 14,309                    | 17,782   | 18,267   | 485           | 2.7% | 3,958                 | 27.7% |
| FORTALEZA       | 5,976                     | 7,511    | 7,834    | 323           | 4.3% | 1,858                 | 31.1% |
| FASSIL          | 8,531                     | 9,500    | 9,629    | 129           | 1.4% | 1,098                 | 12.9% |
| AGRO CAPITAL    | 13,661                    | 16,892   | 18,235   | 1,343         | 8.0% | 4,574                 | 33.5% |
| TOTAL ASOFIN    | 383,985                   | 437,998  | 449,333  | 11,335        | 2.6% | 65,348                | 17.0% |
| BANCOS (1)      | 190,747                   | S/D      | S/D      | S/D           | S/D  | S/D                   | S/D   |
| COOP.ABIERTAS   | 75,500                    | S/D      | S/D      | S/D           | S/D  | S/D                   | S/D   |
| MUTUALES        | 21,346                    | S/D      | S/D      | S/D           | S/D  | S/D                   | S/D   |

**N° DE CLIENTES**



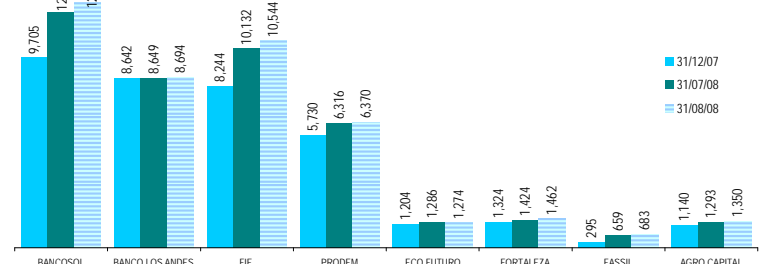
| ENTIDAD         | MORA SEGUN BALANCE |          |          | VARIACION MES |       | VARIACION Dic07-Ago08 |        |
|-----------------|--------------------|----------|----------|---------------|-------|-----------------------|--------|
|                 | 31/12/07           | 31/07/08 | 31/08/08 | MONTO         | %     | MONTO                 | %      |
| BANCOSOL        | 2,059              | 2,292    | 2,493    | 202           | 8.8%  | 434                   | 21.1%  |
| BANCO LOS ANDES | 3,230              | 3,610    | 3,911    | 301           | 8.3%  | 682                   | 21.1%  |
| FIE             | 1,268              | 1,460    | 1,573    | 113           | 7.7%  | 305                   | 24.0%  |
| PRODEM          | 1,476              | 1,797    | 1,730    | -67           | -3.7% | 254                   | 17.2%  |
| ECO FUTURO      | 489                | 534      | 543      | 9             | 1.6%  | 54                    | 11.1%  |
| FORTALEZA       | 1,075              | 1,186    | 1,268    | 83            | 7.0%  | 194                   | 18.0%  |
| FASSIL          | 14                 | 53       | 97       | 44            | 82.8% | 83                    | 603.1% |
| AGRO CAPITAL    | 293                | 387      | 541      | 154           | 39.9% | 249                   | 85.1%  |
| TOTAL ASOFIN    | 9,903              | 11,319   | 12,157   | 838           | 7.4%  | 2,254                 | 22.8%  |
| BANCOS (1)      | 174,344            | 181,677  | 181,482  | -194          | -0.1% | 1,138                 | 4.1%   |
| COOP.ABIERTAS   | 8,165              | 8,616    | 9,321    | 705           | 8.2%  | 1,155                 | 14.1%  |
| MUTUALES        | 22,978             | 14,393   | 14,631   | 238           | 1.7%  | -8,347                | -36.3% |

**MORA SEGUN BALANCE (MILES DE \$US)**



| ENTIDAD         | PREVISION CONSTITUIDA |          |          | VARIACION MES |       | VARIACION Dic07-Ago08 |        |
|-----------------|-----------------------|----------|----------|---------------|-------|-----------------------|--------|
|                 | 31/12/07              | 31/07/08 | 31/08/08 | MONTO         | %     | MONTO                 | %      |
| BANCOSOL        | 9,705                 | 12,009   | 12,493   | 483           | 4.0%  | 2,788                 | 28.7%  |
| BANCO LOS ANDES | 8,642                 | 8,649    | 8,694    | 45            | 0.5%  | 52                    | 0.6%   |
| FIE             | 8,244                 | 10,132   | 10,544   | 412           | 4.1%  | 2,300                 | 27.9%  |
| PRODEM          | 5,730                 | 6,316    | 6,370    | 54            | 0.9%  | 639                   | 11.2%  |
| ECO FUTURO      | 1,204                 | 1,286    | 1,274    | -12           | -0.9% | 70                    | 5.8%   |
| FORTALEZA       | 1,324                 | 1,424    | 1,462    | 39            | 2.7%  | 138                   | 10.4%  |
| FASSIL          | 295                   | 659      | 683      | 24            | 3.6%  | 388                   | 131.7% |
| AGRO CAPITAL    | 1,140                 | 1,293    | 1,350    | 58            | 4.5%  | 210                   | 18.4%  |
| TOTAL ASOFIN    | 36,285                | 41,768   | 42,870   | 1,102         | 2.6%  | 6,585                 | 18.1%  |
| BANCOS (1)      | 226,097               | 224,206  | 226,184  | 1,979         | 0.9%  | 88                    | 0.0%   |
| COOP.ABIERTAS   | 25,988                | 26,305   | 26,497   | 192           | 0.7%  | 509                   | 2.0%   |
| MUTUALES        | 36,224                | 45,861   | 45,804   | -58           | -0.1% | 9,580                 | 26.4%  |

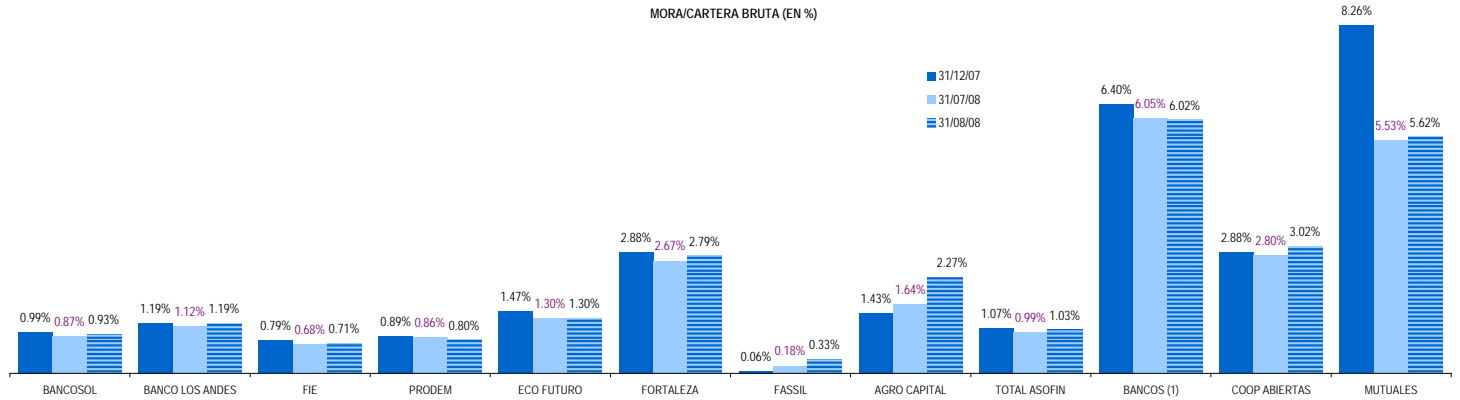
**PREVISION CONSTITUIDA (MILES DE \$US)**



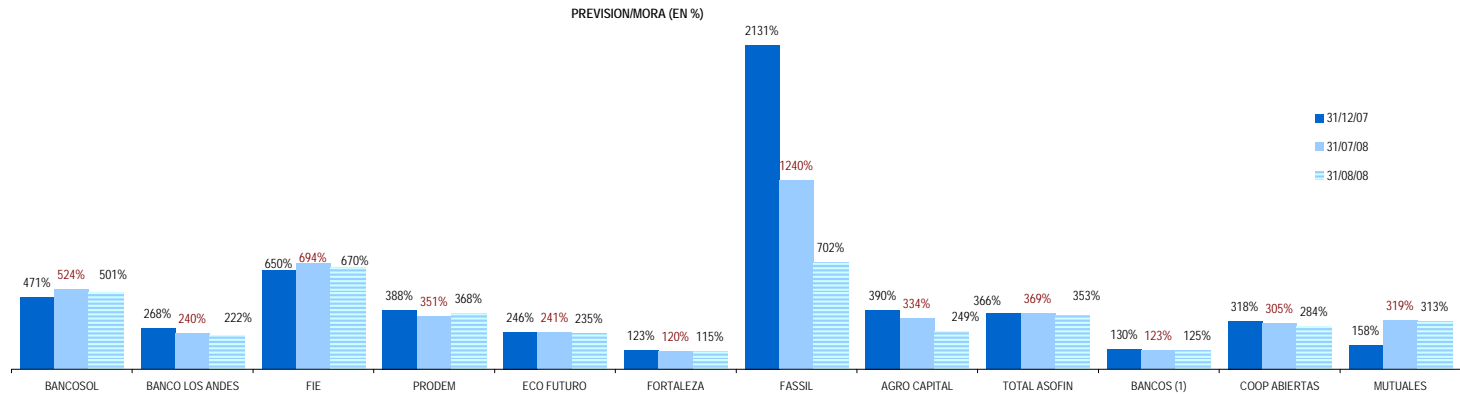
EVOLUCION POR ENTIDAD DE LOS PRINCIPALES INDICADORES, EN %:

| ENTIDAD         | MORA / CARTERA BRUTA |          |          | PREVISION / MORA |          |          | RESULTADO / PATRIMONIO |          |          |
|-----------------|----------------------|----------|----------|------------------|----------|----------|------------------------|----------|----------|
|                 | 31/12/07             | 31/07/08 | 31/08/08 | 31/12/07         | 31/07/08 | 31/08/08 | 31/12/07               | 31/07/08 | 31/08/08 |
| BANCOSOL        | 0.99%                | 0.87%    | 0.93%    | 471.3%           | 524.1%   | 501.1%   | 37.4%                  | 15.7%    | 15.1%    |
| BANCO LOS ANDES | 1.19%                | 1.12%    | 1.19%    | 267.6%           | 239.6%   | 222.3%   | 13.1%                  | 6.7%     | 5.2%     |
| FIE             | 0.79%                | 0.68%    | 0.71%    | 650.1%           | 694.0%   | 670.4%   | 19.0%                  | 15.5%    | 15.4%    |
| PRODEM          | 0.89%                | 0.86%    | 0.80%    | 388.2%           | 351.5%   | 368.2%   | 22.7%                  | 11.4%    | 11.6%    |
| ECO FUTURO      | 1.47%                | 1.30%    | 1.30%    | 246.5%           | 240.8%   | 234.8%   | 20.2%                  | 9.8%     | 9.4%     |
| FORTALEZA       | 2.88%                | 2.67%    | 2.79%    | 123.2%           | 120.1%   | 115.3%   | 15.2%                  | 15.7%    | 13.6%    |
| FASSIL          | 0.06%                | 0.18%    | 0.33%    | 2130.8%          | 1239.5%  | 702.3%   | 19.8%                  | 8.5%     | 7.4%     |
| AGRO CAPITAL    | 1.43%                | 1.64%    | 2.27%    | 389.9%           | 334.0%   | 249.4%   | 6.3%                   | -18.9%   | -18.5%   |
| TOTAL ASOFIN    | 1.07%                | 0.99%    | 1.03%    | 366.4%           | 369.0%   | 352.6%   | 20.3%                  | 8.9%     | 8.3%     |
| BANCOS (1)      | 6.40%                | 6.05%    | 6.02%    | 129.7%           | 123.4%   | 124.6%   | 22.8%                  | 20.3%    | 20.7%    |
| COOP ABIERTAS   | 2.88%                | 2.80%    | 3.02%    | 318.3%           | 305.3%   | 284.3%   | 11.8%                  | 2.3%     | 2.0%     |
| MUTUALES        | 8.26%                | 5.53%    | 5.62%    | 157.6%           | 318.6%   | 313.1%   | -0.1%                  | 2.9%     | 3.5%     |

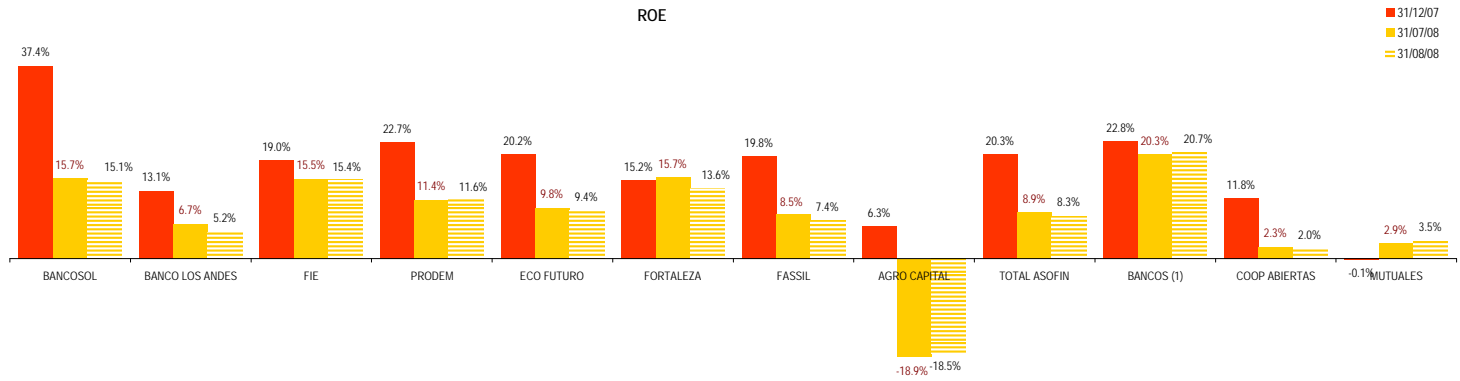
MORA/CARTERA BRUTA (EN %)



PREVISION/MORA (EN %)



ROE



(1) En Bancos no se incluye BANCOSOL Y BANCO LOS ANDES PROCREDIT por ser entidades especializadas en microfinanzas