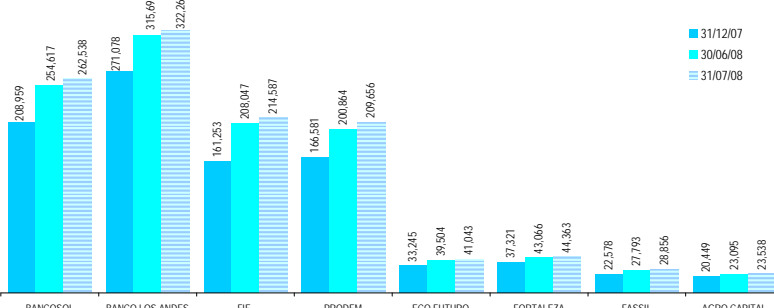


EVOLUCION POR ENTIDAD (CIFRAS EN MILES DE DOLARES)

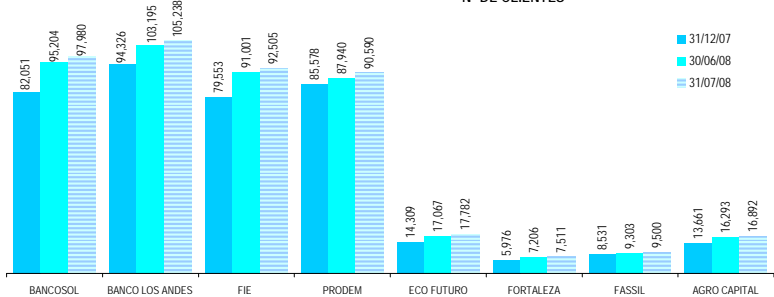
ENTIDAD	CARTERA BRUTA			VARIACION MES		VARIACION Dic/07-Jul/08	
	31/12/07	30/06/08	31/07/08	MONTO	%	MONTO	%
BANCOSOL	208,959	254,617	262,538	7,921	3.1%	53,579	25.6%
BANCO LOS ANDES	271,078	315,698	322,266	6,568	2.1%	51,188	18.9%
FIE	161,253	208,047	214,587	6,540	3.1%	53,334	33.1%
PRODEM	166,581	200,864	209,656	8,791	4.4%	43,075	25.9%
ECO FUTURO	33,245	39,504	41,043	1,539	3.9%	7,798	23.5%
FORTALEZA	37,321	43,066	44,363	1,296	3.0%	7,041	18.9%
FASSIL	22,578	27,793	28,856	1,064	3.8%	6,278	27.8%
AGRO CAPITAL	20,449	23,095	23,538	443	1.9%	3,089	15.1%
TOTAL ASOFIN	921,465	1,112,684	1,146,846	34,162	3.1%	225,381	24.5%
BANCOS (1)	2,724,094	2,935,905	3,001,354	65,449	2.2%	277,261	10.2%
COOP ABIERTAS	283,817	303,092	307,472	4,381	1.4%	23,656	8.3%
MUTUALES	278,124	258,445	260,186	1,741	0.7%	-17,938	-6.4%

CARTERA BRUTA (MILES DE \$US)



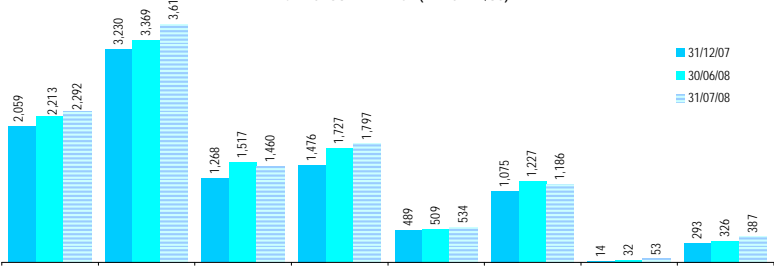
ENTIDAD	N° DE CLIENTES DE CREDITO			VARIACION MES		VARIACION Dic/07-Jul/08	
	31/12/07	30/06/08	31/07/08	N°	%	N°	%
BANCOSOL	82,051	95,204	97,980	2,776	2.9%	15,929	19.4%
BANCO LOS ANDES	94,326	103,195	105,238	2,043	2.0%	10,912	11.6%
FIE	79,553	91,001	92,505	1,504	1.7%	12,952	16.3%
PRODEM	85,578	87,940	90,590	2,650	3.0%	5,012	5.9%
ECO FUTURO	14,309	17,067	17,782	715	4.2%	3,473	24.3%
FORTALEZA	5,976	7,206	7,511	305	4.2%	1,535	25.7%
FASSIL	8,531	9,303	9,500	197	2.1%	969	11.4%
AGRO CAPITAL	13,661	16,293	16,892	599	3.7%	3,231	23.7%
TOTAL ASOFIN	383,985	427,209	437,998	10,789	2.5%	54,013	14.1%
BANCOS (1)	190,747	S/D	S/D	S/D	S/D	S/D	S/D
COOP ABIERTAS	75,500	S/D	S/D	S/D	S/D	S/D	S/D
MUTUALES	21,346	S/D	S/D	S/D	S/D	S/D	S/D

N° DE CLIENTES



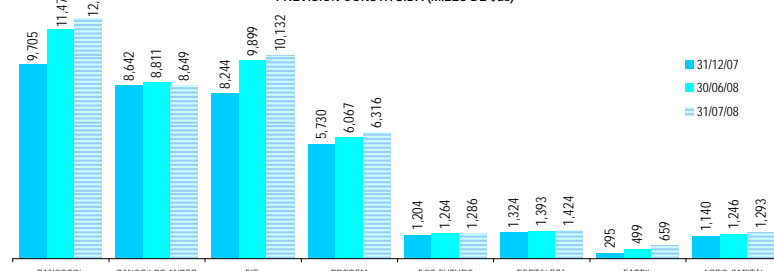
ENTIDAD	MORA SEGÚN BALANCE			VARIACION MES		VARIACION Dic/07-Jul/08	
	31/12/07	30/06/08	31/07/08	MONTO	%	MONTO	%
BANCOSOL	2,059	2,213	2,292	78	3.5%	232	11.3%
BANCO LOS ANDES	3,230	3,369	3,610	241	7.2%	381	11.8%
FIE	1,268	1,517	1,460	-57	-3.8%	192	15.1%
PRODEM	1,476	1,727	1,797	70	4.1%	321	21.7%
ECO FUTURO	489	509	534	25	4.9%	45	9.3%
FORTALEZA	1,075	1,227	1,186	-42	-3.4%	111	10.3%
FASSIL	14	32	53	21	66.6%	39	284.7%
AGRO CAPITAL	293	326	387	61	18.6%	94	32.3%
TOTAL ASOFIN	9,903	10,921	11,319	397	3.6%	1,416	14.3%
BANCOS (1)	174,344	177,792	181,677	3,885	2.2%	7,332	4.2%
COOP ABIERTAS	8,165	8,800	8,616	-184	-2.1%	451	5.5%
MUTUALES	22,978	14,631	14,393	-238	-1.6%	-8,585	-37.4%

MORA SEGUN BALANCE (MILES DE \$US)



ENTIDAD	PREVISION CONSTITUIDA			VARIACION MES		VARIACION Dic/07-Jul/08	
	31/12/07	30/06/08	31/07/08	MONTO	%	MONTO	%
BANCOSOL	9,705	11,471	12,009	538	4.7%	2,305	23.7%
BANCO LOS ANDES	8,642	8,811	8,649	-162	-1.8%	7	0.1%
FIE	8,244	9,899	10,132	233	2.4%	1,888	22.9%
PRODEM	5,730	6,067	6,316	249	4.1%	585	10.2%
ECO FUTURO	1,204	1,264	1,286	22	1.7%	82	6.8%
FORTALEZA	1,324	1,393	1,424	31	2.2%	99	7.5%
FASSIL	295	499	659	160	32.2%	365	123.8%
AGRO CAPITAL	1,140	1,246	1,293	47	3.8%	152	13.3%
TOTAL ASOFIN	36,285	40,649	41,768	1,119	2.8%	5,483	15.1%
BANCOS (1)	226,097	224,791	224,206	-585	-0.3%	-1,891	-0.8%
COOP ABIERTAS	25,988	26,209	26,305	96	0.4%	317	1.2%
MUTUALES	36,224	45,975	45,861	-114	-0.2%	9,637	26.6%

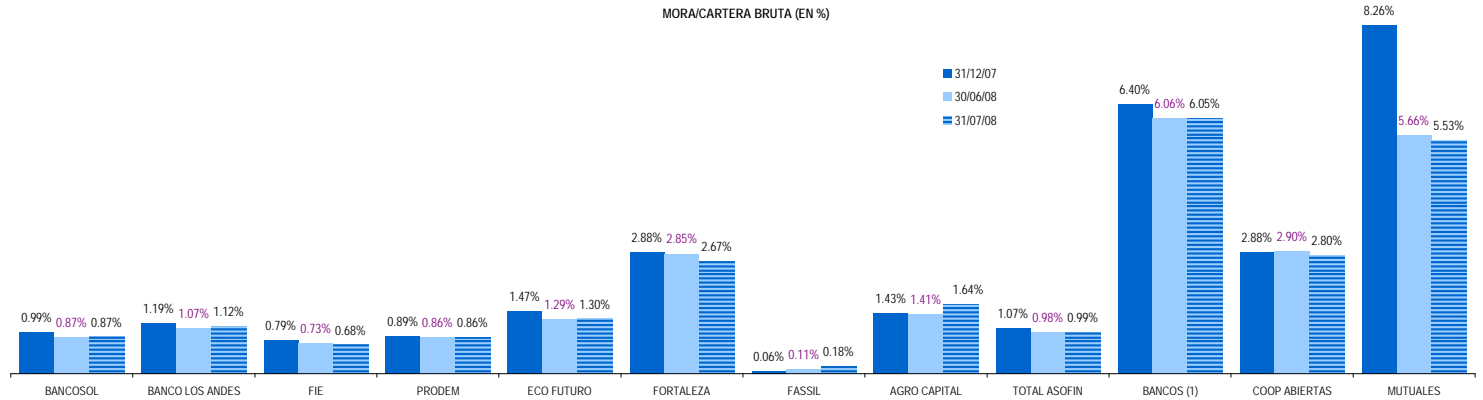
PREVISION CONSTITUIDA (MILES DE \$US)



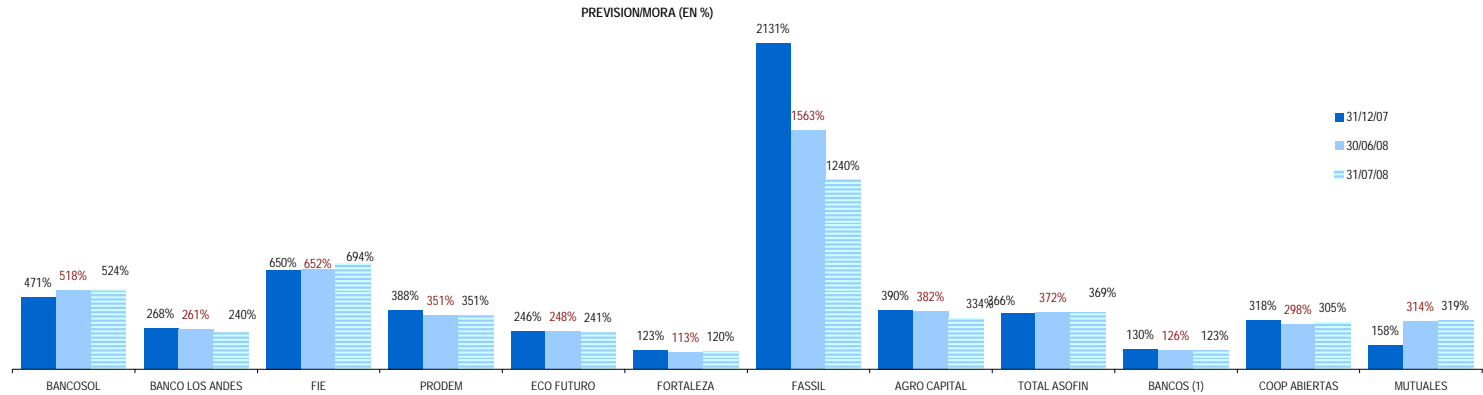
EVOLUCION POR ENTIDAD DE LOS PRINCIPALES INDICADORES, EN %:

ENTIDAD	MORA / CARTERA BRUTA			PREVISION / MORA			RESULTADO / PATRIMONIO		
	31/12/07	30/06/08	31/07/08	31/12/07	30/06/08	31/07/08	31/12/07	30/06/08	31/07/08
BANCOSOL	0.99%	0.87%	0.87%	471.3%	518.3%	524.1%	37.4%	15.2%	15.7%
BANCO LOS ANDES	1.19%	1.07%	1.12%	267.6%	261.5%	239.6%	13.1%	6.5%	6.7%
FIE	0.79%	0.73%	0.68%	650.1%	652.3%	694.0%	19.0%	15.7%	15.5%
PRODEM	0.89%	0.86%	0.86%	388.2%	351.3%	351.5%	22.7%	10.7%	11.4%
ECO FUTURO	1.47%	1.29%	1.30%	246.5%	248.3%	240.8%	20.2%	11.1%	9.8%
FORTALEZA	2.88%	2.85%	2.67%	123.2%	113.5%	120.1%	15.2%	15.7%	15.7%
FASSIL	0.06%	0.11%	0.18%	2130.8%	1562.7%	1239.5%	19.8%	10.0%	8.5%
AGRO CAPITAL	1.43%	1.41%	1.64%	389.9%	381.8%	334.0%	6.3%	-18.2%	-18.9%
TOTAL ASOFIN	1.07%	0.98%	0.99%	366.4%	372.2%	369.0%	20.3%	8.8%	8.9%
BANCOS (1)	6.40%	6.06%	6.05%	129.7%	126.4%	123.4%	22.8%	20.9%	20.3%
COOP ABIERTAS	2.88%	2.90%	2.80%	318.3%	297.8%	305.3%	11.8%	1.9%	2.3%
MUTUALES	8.26%	5.66%	5.53%	157.6%	314.2%	318.6%	-0.1%	3.3%	2.9%

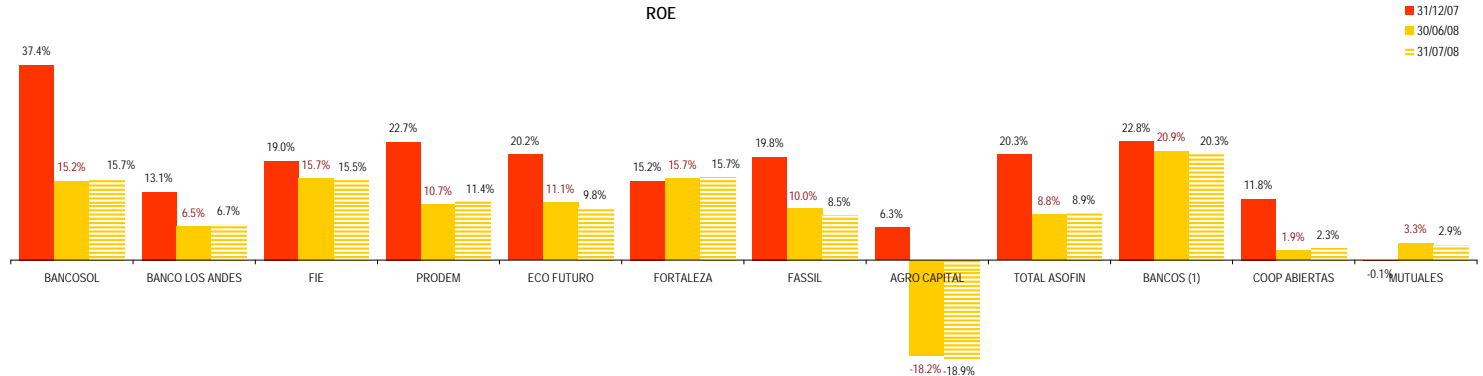
MORA/CARTERA BRUTA (EN %)



PREVISION/MORA (EN %)



ROE



(1) En Bancos no se incluye BANCOSOL Y BANCO LOS ANDES PROCREDIT por ser entidades especializadas en microfinanzas