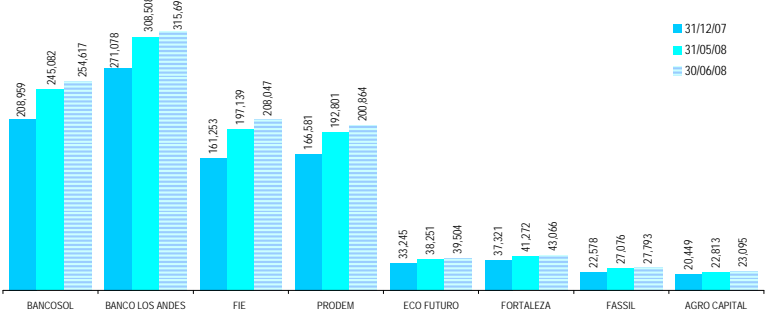


EVOLUCION POR ENTIDAD (CIFRAS EN MILES DE DOLARES)

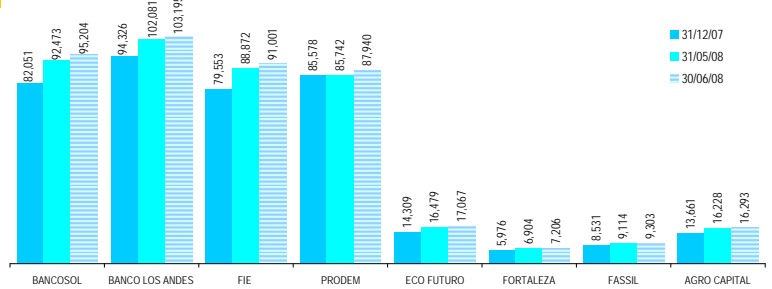
ENTIDAD	CARTERA BRUTA			VARIACION MES		VARIACION Dic07-Jun08	
	31/12/07	31/05/08	30/06/08	MONTO	%	MONTO	%
BANCOSOL	208,959	245,082	254,617	9,535	3.9%	45,658	21.9%
BANCO LOS ANDES	271,078	308,508	315,698	7,189	2.3%	44,620	16.5%
FIE	161,253	197,139	208,047	10,907	5.5%	46,793	29.0%
PRODEM	166,581	192,801	200,864	8,063	4.2%	34,284	20.6%
ECO FUTURO	33,245	38,251	39,504	1,253	3.3%	6,259	18.8%
FORTALEZA	37,321	41,272	43,066	1,794	4.3%	5,745	15.4%
FASSIL	22,578	27,076	27,793	717	2.6%	5,215	23.1%
AGRO CAPITAL	20,449	22,813	23,095	281	1.2%	2,646	12.9%
TOTAL ASOFIN	921,465	1,072,944	1,112,684	39,740	3.7%	191,219	20.8%
BANCOS (1)	2,724,094	2,867,256	2,935,905	68,650	2.4%	211,812	7.8%
COOP ABIERTAS	283,817	298,445	303,092	4,647	1.6%	19,275	6.8%
MUTUALES	278,124	256,980	258,445	1,465	0.6%	-19,679	-7.1%

CARTERA BRUTA (MILES DE \$US)



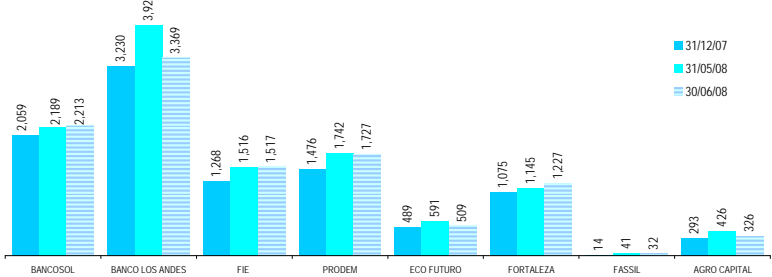
ENTIDAD	N° DE CLIENTES DE CREDITO			VARIACION MES		VARIACION Dic07-Jun08	
	31/12/07	31/05/08	30/06/08	N°	%	N°	%
BANCOSOL	82,051	92,473	95,204	2,731	3.0%	13,153	16.0%
BANCO LOS ANDES	94,326	102,081	103,195	1,114	1.1%	8,869	9.4%
FIE	79,553	88,872	91,001	2,129	2.4%	11,448	14.4%
PRODEM	85,578	85,742	87,940	2,198	2.6%	2,362	2.8%
ECO FUTURO	14,309	16,479	17,067	588	3.6%	2,758	19.3%
FORTALEZA	5,976	6,904	7,206	302	4.4%	1,230	20.6%
FASSIL	8,531	9,114	9,303	189	2.1%	772	9.0%
AGRO CAPITAL	13,661	16,228	16,293	65	0.4%	2,632	19.3%
TOTAL ASOFIN	383,985	417,893	427,209	9,316	2.2%	43,224	11.3%
BANCOS (1)	190,747	S/D	S/D	S/D	S/D	S/D	S/D
COOP ABIERTAS	75,500	S/D	S/D	S/D	S/D	S/D	S/D
MUTUALES	21,346	S/D	S/D	S/D	S/D	S/D	S/D

N° DE CLIENTES



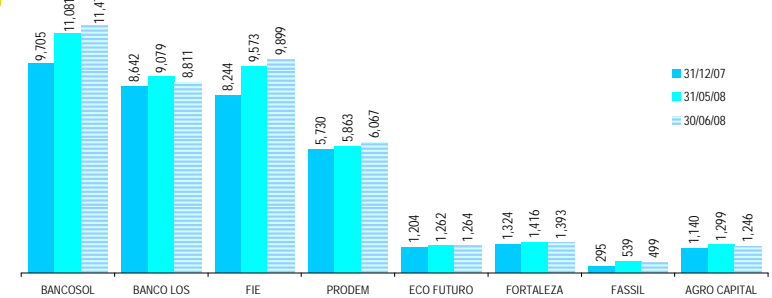
ENTIDAD	MORA SEGUN BALANCE			VARIACION MES		VARIACION Dic07-Jun08	
	31/12/07	31/05/08	30/06/08	MONTO	%	MONTO	%
BANCOSOL	2,059	2,189	2,213	24	1.1%	154	7.5%
BANCO LOS ANDES	3,230	3,927	3,369	-558	-14.2%	140	4.3%
FIE	1,268	1,516	1,517	1	0.1%	249	19.7%
PRODEM	1,476	1,742	1,727	-15	-0.9%	251	17.0%
ECO FUTURO	489	591	509	-82	-13.8%	21	4.2%
FORTALEZA	1,075	1,145	1,227	83	7.2%	152	14.2%
FASSIL	14	41	32	-10	-23.0%	18	130.9%
AGRO CAPITAL	293	426	326	-100	-23.5%	34	11.5%
TOTAL ASOFIN	9,903	11,578	10,921	-656	-5.7%	1,019	10.3%
BANCOS (1)	174,344	178,320	177,792	-528	-0.3%	3,448	2.0%
COOP ABIERTAS	8,165	10,020	8,800	-1,220	-12.2%	635	7.8%
MUTUALES	22,978	15,298	14,631	-667	-4.4%	-8,346	-36.3%

MORA SEGUN BALANCE (MILES DE \$US)



ENTIDAD	PREVISION CONSTITUIDA			VARIACION MES		VARIACION Dic07-Jun08	
	31/12/07	31/05/08	30/06/08	MONTO	%	MONTO	%
BANCOSOL	9,705	11,081	11,471	390	3.5%	1,766	18.2%
BANCO LOS ANDES	8,642	9,079	8,811	-268	-2.9%	169	2.0%
FIE	8,244	9,573	9,899	326	3.4%	1,655	20.1%
PRODEM	5,730	5,863	6,067	203	3.5%	336	5.9%
ECO FUTURO	1,204	1,262	1,264	2	0.1%	60	5.0%
FORTALEZA	1,324	1,416	1,393	-23	-1.6%	68	5.1%
FASSIL	295	539	499	-40	-7.4%	204	69.3%
AGRO CAPITAL	1,140	1,299	1,246	-53	-4.1%	105	9.2%
TOTAL ASOFIN	36,285	40,111	40,649	538	1.3%	4,364	12.0%
BANCOS (1)	226,097	227,616	224,791	-2,825	-1.2%	-1,306	-0.6%
COOP ABIERTAS	25,988	26,218	26,209	-9	0.0%	221	0.9%
MUTUALES	36,224	39,139	45,975	6,835	17.5%	9,751	26.9%

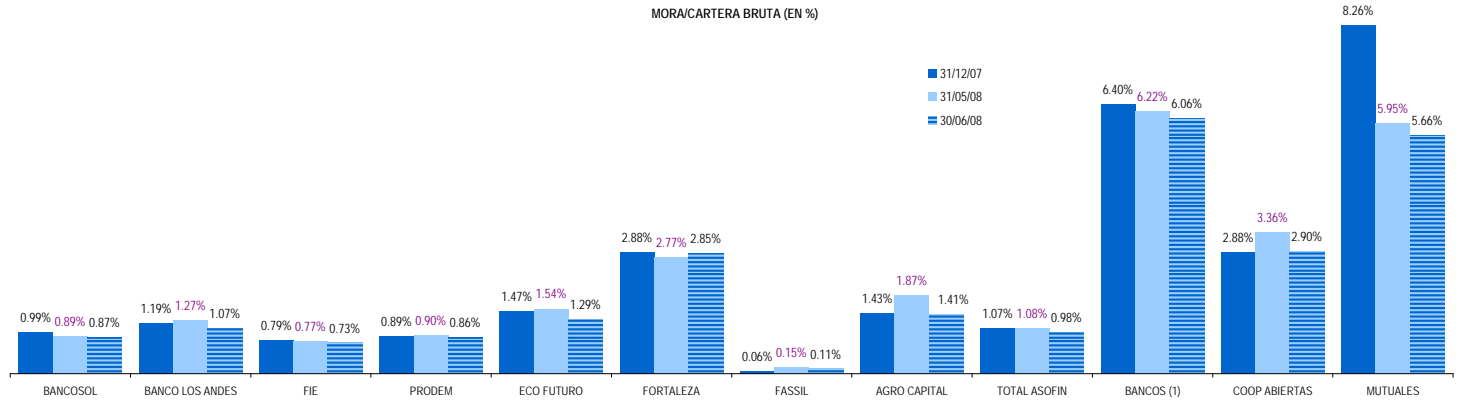
PREVISION CONSTITUIDA (MILES DE \$US)



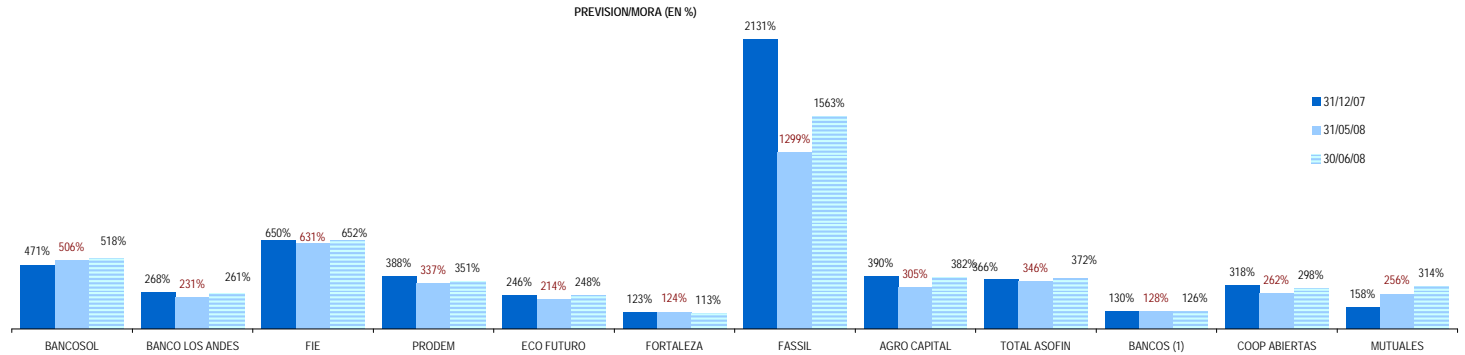
EVOLUCION POR ENTIDAD DE LOS PRINCIPALES INDICADORES, EN %:

ENTIDAD	MORA / CARTERA BRUTA			PREVISION / MORA			RESULTADO / PATRIMONIO		
	31/12/07	31/05/08	30/06/08	31/12/07	31/05/08	30/06/08	31/12/07	31/05/08	30/06/08
BANCOSOL	0.99%	0.89%	0.87%	471.3%	506.1%	518.3%	37.4%	16.5%	15.2%
BANCO LOS ANDES	1.19%	1.27%	1.07%	267.6%	231.2%	261.5%	13.1%	6.0%	6.5%
FIE	0.79%	0.77%	0.73%	650.1%	631.4%	652.3%	19.0%	15.1%	15.7%
PRODEM	0.89%	0.90%	0.86%	388.2%	337.6%	351.3%	22.7%	9.5%	10.7%
ECO FUTURO	1.47%	1.54%	1.29%	246.5%	214.4%	248.3%	20.2%	12.1%	11.1%
FORTALEZA	2.88%	2.77%	2.85%	123.2%	124.4%	113.3%	15.2%	15.4%	15.7%
FASSIL	0.06%	0.15%	0.11%	2130.8%	1298.7%	1562.7%	19.8%	7.1%	10.0%
AGRO CAPITAL	1.43%	1.87%	1.41%	389.9%	304.6%	381.8%	6.3%	-17.8%	-18.2%
TOTAL ASOFIN	1.07%	1.08%	0.98%	366.4%	346.4%	372.2%	20.3%	8.6%	8.8%
BANCOS (1)	6.40%	6.22%	6.06%	129.7%	127.6%	126.4%	22.8%	20.5%	20.9%
COOP ABIERTAS	2.88%	3.36%	2.90%	318.3%	262.7%	297.8%	11.8%	1.0%	1.9%
MUTUALES	8.26%	5.95%	5.66%	157.6%	255.8%	314.2%	-0.1%	3.6%	3.3%

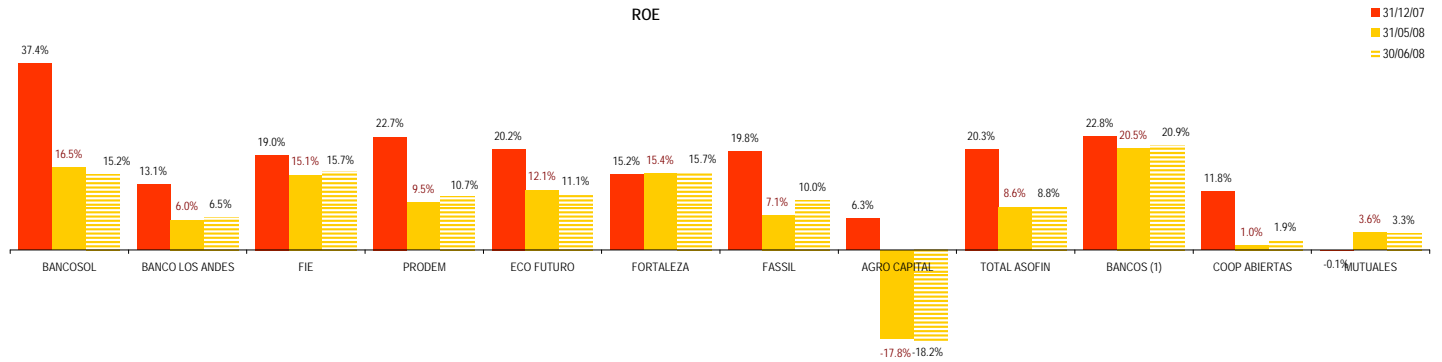
MORA/CARTERA BRUTA (EN %)



PREVISION/MORA (EN %)



ROE



(1) En Bancos no se incluye BANCOSOL Y BANCO LOS ANDES PROCREDIT por ser entidades especializadas en microfinanzas