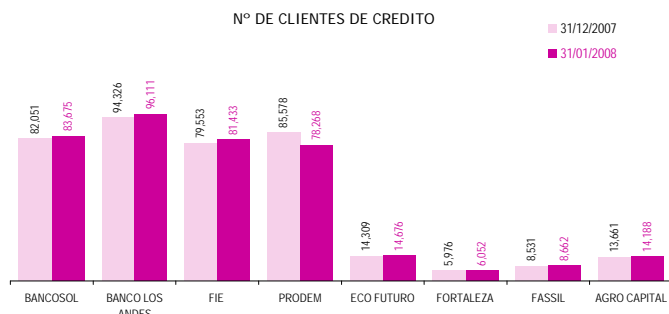
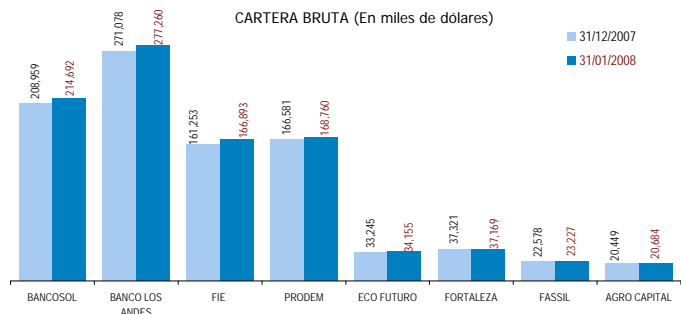
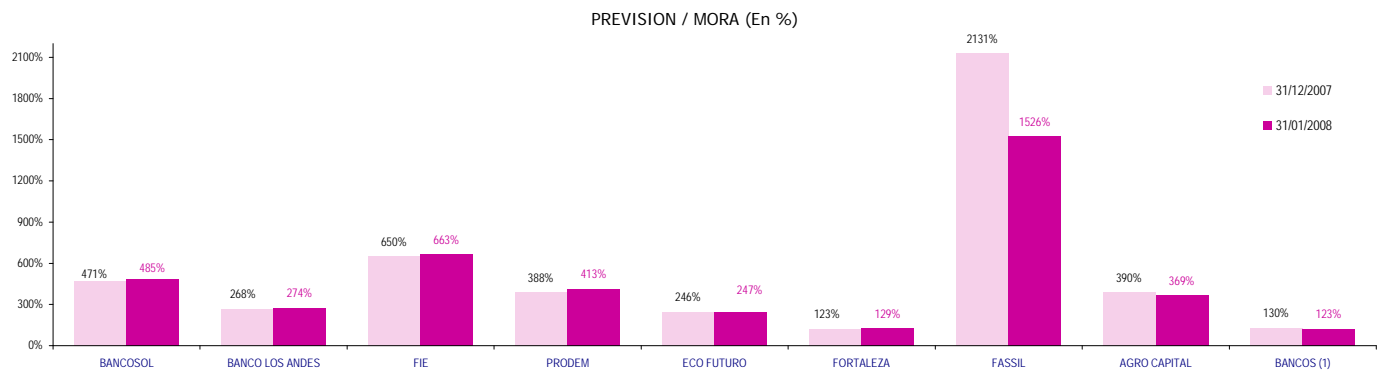
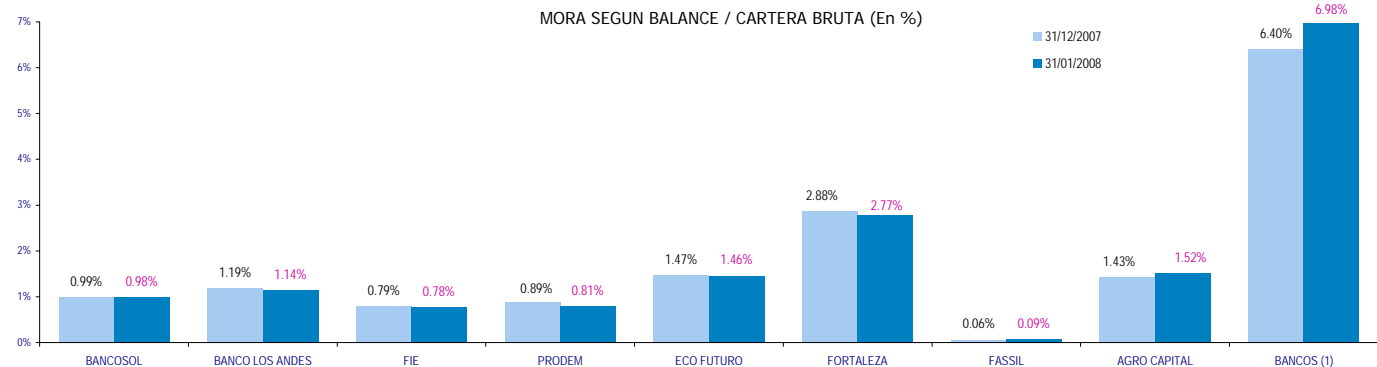


**EVOLUCION POR ENTIDAD (CIFRAS EN MILES DE DOLARES)**

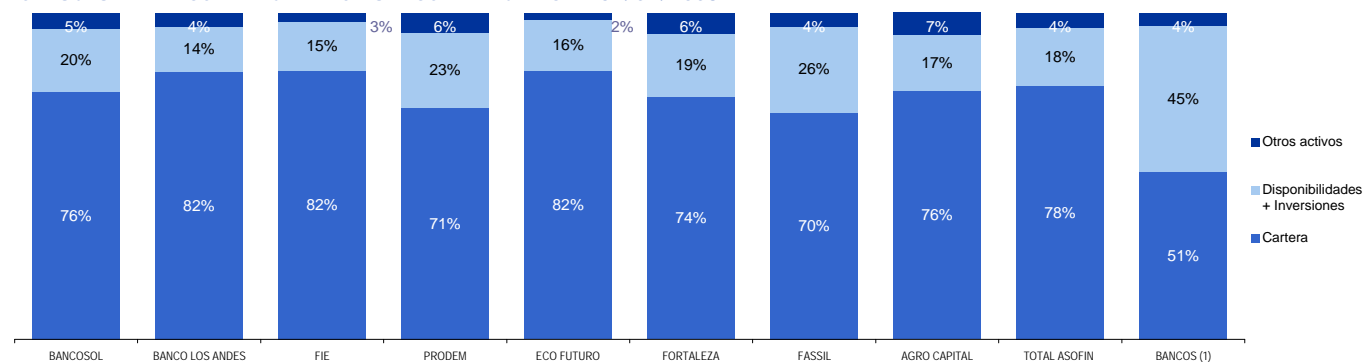
ENTIDAD	CARTERA BRUTA			MORA SEGÚN BALANCE			PREVISION CONSTITUIDA			N° DE CLIENTES DE CREDITO		
	31/12/2007	31/01/2008	VARIACION	31/12/2007	31/01/2008	VARIACION	31/12/2007	31/01/2008	VARIACION	31/12/2007	31/01/2008	VARIACION
BANCOSOL	208,959	214,692	2.7%	2,059	2,107	2.4%	9,705	10,230	5.4%	82,051	83,675	2.0%
BANCO LOS ANDES	271,078	277,260	2.3%	3,230	3,174	-1.7%	8,642	8,710	0.8%	94,326	96,111	1.9%
FIE	161,253	166,893	3.5%	1,268	1,306	3.0%	8,244	8,663	5.1%	79,553	81,433	2.4%
PRODEM	166,581	168,760	1.3%	1,476	1,361	-7.8%	5,730	5,622	-1.9%	85,578	78,268	-8.5%
ECO FUTURO	33,245	34,155	2.7%	489	498	2.0%	1,204	1,231	2.2%	14,309	14,676	2.6%
FORTALEZA	37,321	37,169	-0.4%	1,075	1,030	-4.1%	1,324	1,325	0.0%	5,976	6,052	1.3%
FASSIL	22,578	23,227	2.9%	14	20	44.2%	295	304	3.3%	8,531	8,662	1.5%
AGRO CAPITAL	20,449	20,684	1.1%	293	313	7.2%	1,140	1,157	1.5%	13,661	14,188	3.9%
TOTAL ASOFIN	921,465	942,841	2.3%	9,903	9,811	-0.9%	36,285	37,242	2.6%	383,985	383,065	-0.2%
BANCOS (1)	2,724,094	2,728,961	0.2%	174,344	190,357	9.2%	226,097	233,893	3.4%	190,747	S/D	S/D



**EVOLUCION POR ENTIDAD DE LOS PRINCIPALES INDICADORES, EN %:**



**ESTRUCTURA DE LOS PRINCIPALES RUBROS DEL ACTIVO AL 31/01/2008:**



(1) En Bancos no se incluye BANCOSOL Y BANCO LOS ANDES PROCREDIT por ser entidades especializadas en microfinanzas