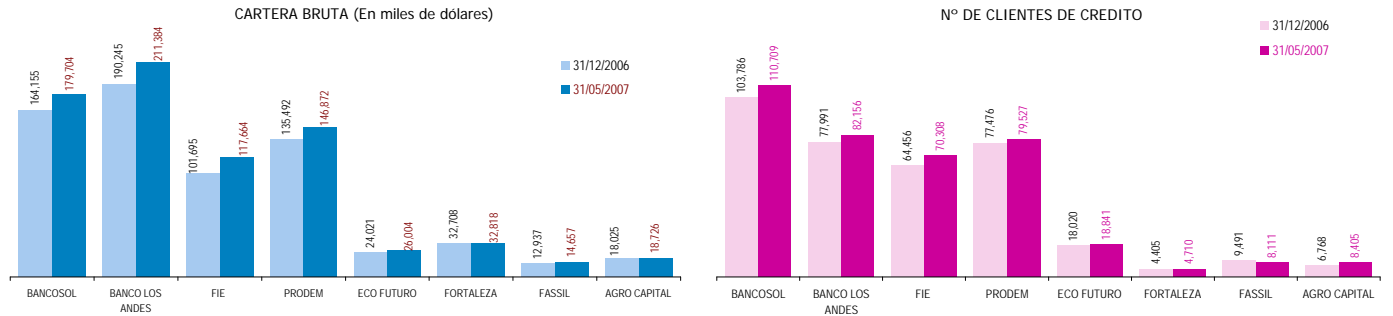
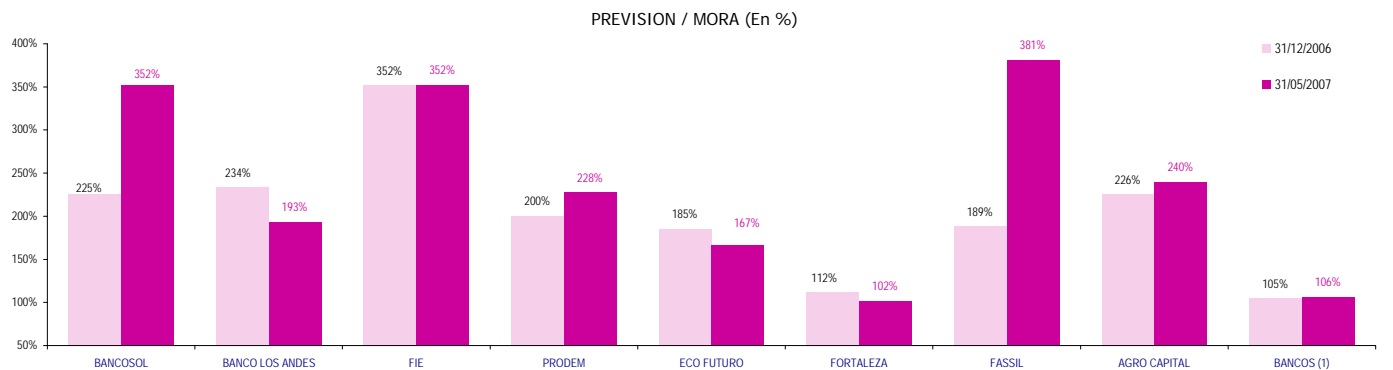
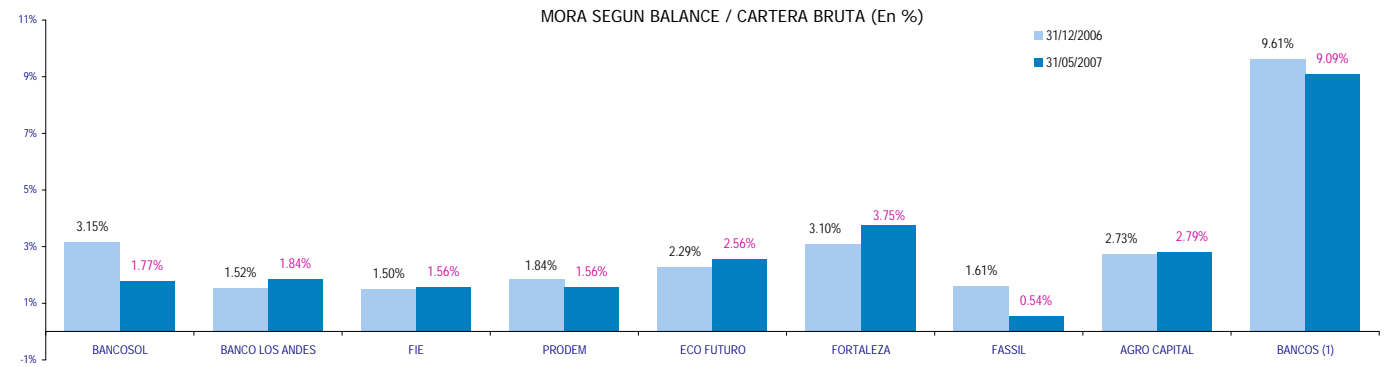


EVOLUCION POR ENTIDAD (CIFRAS EN MILES DE DOLARES)

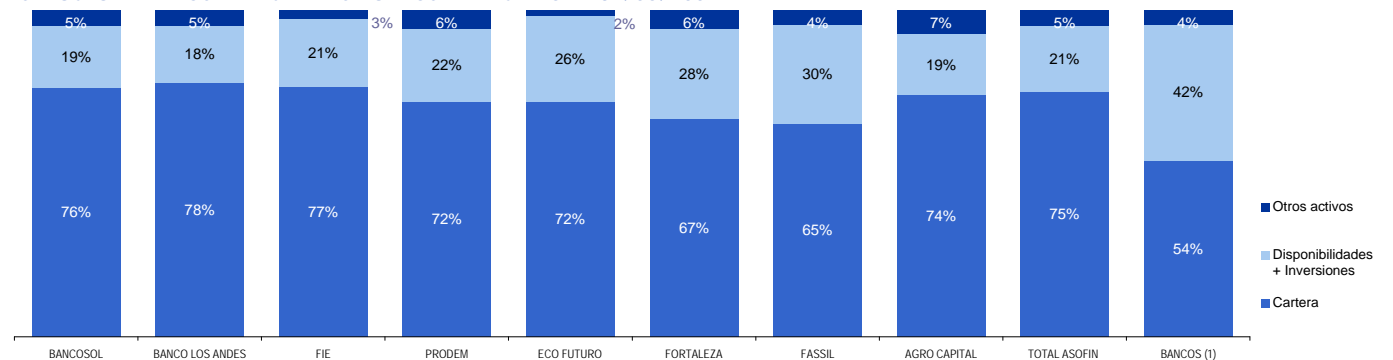
ENTIDAD	CARTERA BRUTA			MORA SEGÚN BALANCE			PREVISION CONSTITUIDA			N° DE CLIENTES DE CREDITO		
	31/12/2006	31/05/2007	VARIACION	31/12/2006	31/05/2007	VARIACION	31/12/2006	31/05/2007	VARIACION	31/12/2006	31/05/2007	VARIACION
BANCOSOL	164,155	179,704	9.5%	5,166	3,172	-38.6%	11,629	11,179	-3.9%	103,786	110,709	6.7%
BANCO LOS ANDES	190,245	211,384	11.1%	2,894	3,893	34.5%	6,759	7,525	11.3%	77,991	82,156	5.3%
FIE	101,695	117,664	15.7%	1,524	1,838	20.6%	5,360	6,475	20.8%	64,456	70,308	9.1%
PRODEM	135,492	146,872	8.4%	2,498	2,288	-8.4%	5,001	5,207	4.1%	77,476	79,527	2.6%
ECO FUTURO	24,021	26,004	8.3%	551	667	21.2%	1,020	1,114	9.2%	18,020	18,841	4.6%
FORTALEZA	32,708	32,818	0.3%	1,013	1,232	21.6%	1,130	1,256	11.1%	4,405	4,710	6.9%
FASSIL	12,937	14,657	13.3%	209	79	-62.2%	394	301	-23.7%	9,491	8,111	-14.5%
AGRO CAPITAL	18,025	18,726	3.9%	491	523	6.4%	1,109	1,252	13.0%	6,768	8,405	24.2%
TOTAL ASOFIN	679,278	747,830	10.1%	14,346	13,691	-4.6%	32,401	34,310	5.9%	362,393	382,767	5.6%
BANCOS (1)	2,412,411	2,508,876	4.0%	231,758	228,140	-1.6%	242,601	242,451	-0.1%	163,664	S/D	S/D



EVOLUCION POR ENTIDAD DE LOS PRINCIPALES INDICADORES, EN %:



ESTRUCTURA DE LOS PRINCIPALES RUBROS DEL ACTIVO AL 31/05/2007:



(1) Excepto BANCOSOL y BANCO LOS ANDES PROCREDIT