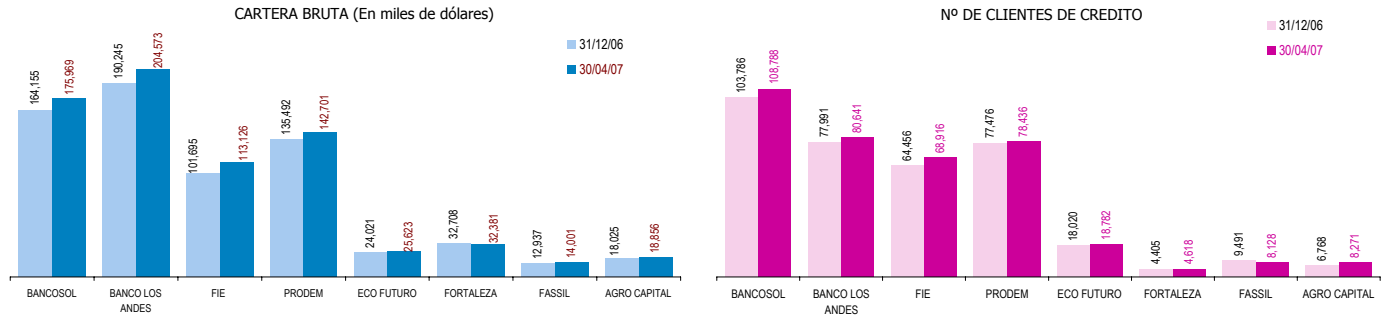
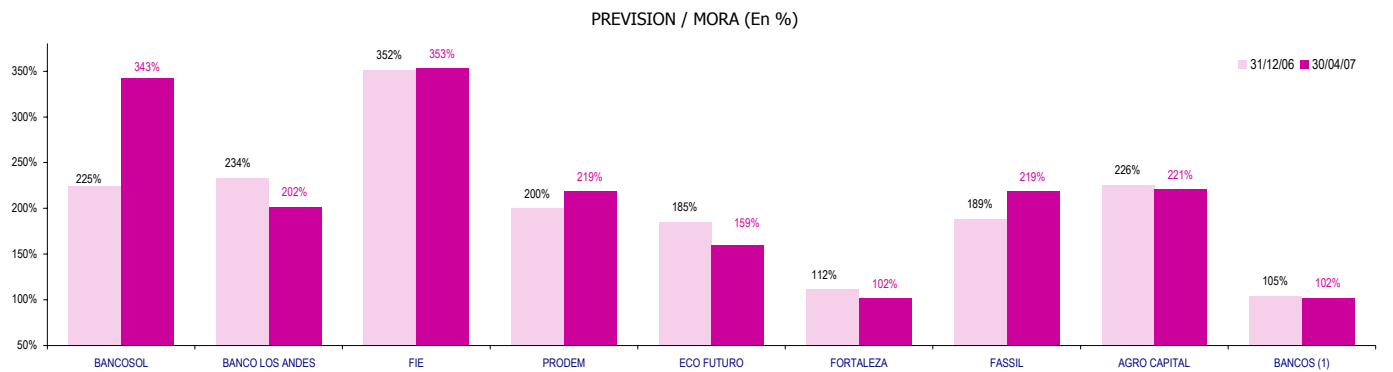
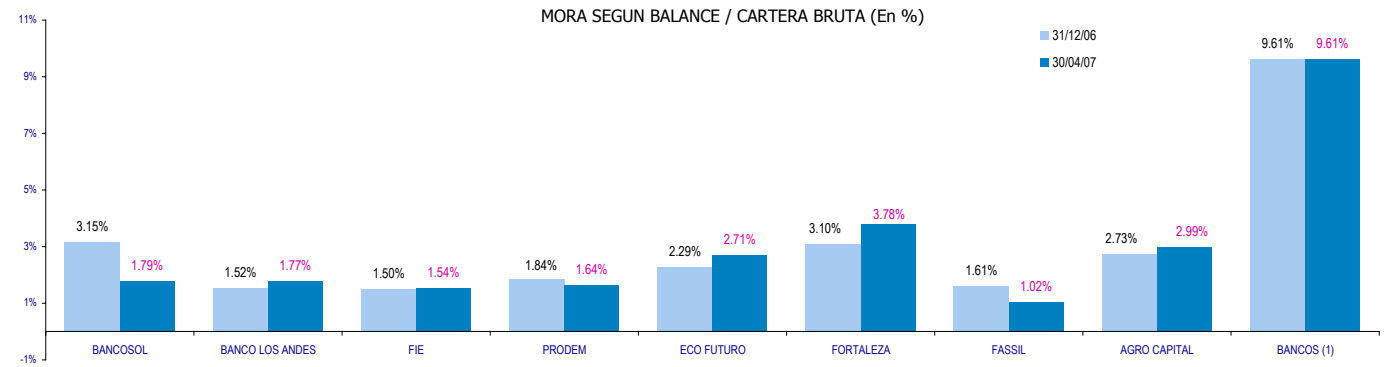


EVOLUCION POR ENTIDAD (CIFRAS EN MILES DE DOLARES)

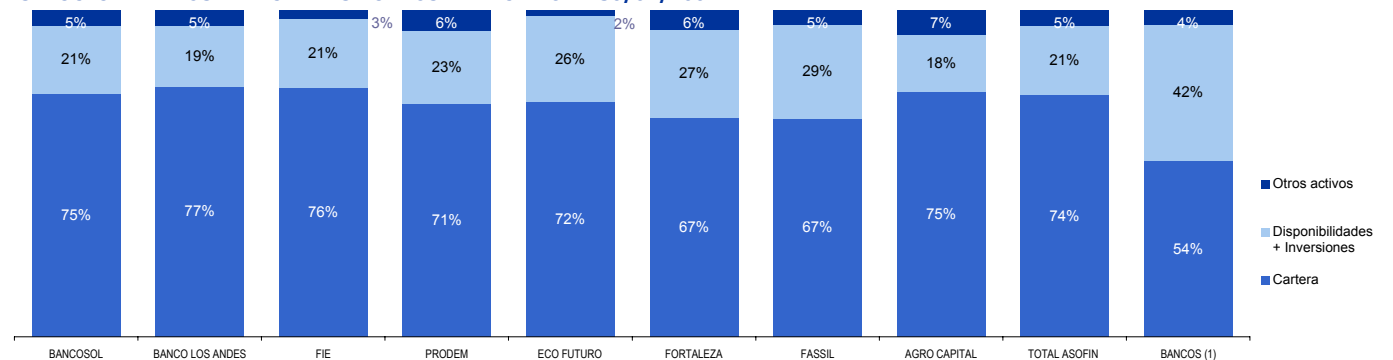
ENTIDAD	CARTERA BRUTA			MORA SEGÚN BALANCE			PREVISION CONSTITUIDA			Nº DE CLIENTES DE CREDITO		
	31/12/06	30/04/07	VARIACION	31/12/06	30/04/07	VARIACION	31/12/06	30/04/07	VARIACION	31/12/06	30/04/07	VARIACION
BANCOSOL	164,155	175,969	7.2%	5,166	3,152	-39.0%	11,629	10,813	-7.0%	103,786	108,788	4.8%
BANCO LOS ANDES	190,245	204,573	7.5%	2,894	3,620	25.1%	6,759	7,314	8.2%	77,991	80,641	3.4%
FIE	101,695	113,126	11.2%	1,524	1,740	14.2%	5,360	6,146	14.7%	64,456	68,916	6.9%
PRODEM	135,492	142,701	5.3%	2,498	2,345	-6.1%	5,001	5,127	2.5%	77,476	78,436	1.2%
ECO FUTURO	24,021	25,623	6.7%	551	694	26.1%	1,020	1,106	8.4%	18,020	18,782	4.2%
FORTALEZA	32,708	32,381	-1.0%	1,013	1,225	20.9%	1,130	1,247	10.3%	4,405	4,618	4.8%
FASSIL	12,937	14,001	8.2%	209	143	-31.7%	394	312	-20.9%	9,491	8,128	-14.4%
AGRO CAPITAL	18,025	18,856	4.6%	491	564	14.8%	1,109	1,245	12.4%	6,768	8,271	22.2%
TOTAL ASOFIN	679,278	727,230	7.1%	14,346	13,483	-6.0%	32,401	33,310	2.8%	362,393	376,580	3.9%
BANCOS (1)	2,412,411	2,466,574	2.2%	231,758	237,114	2.3%	242,601	242,300	-0.1%	163,664	S/D	S/D



EVOLUCION POR ENTIDAD DE LOS PRINCIPALES INDICADORES, EN %:



ESTRUCTURA DE LOS PRINCIPALES RUBROS DEL ACTIVO AL 30/04/2007:



(1) Excepto BANCOSOL y BANCO LOS ANDES PROCREDIT