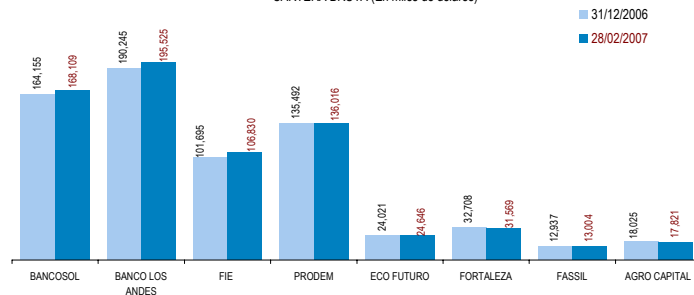


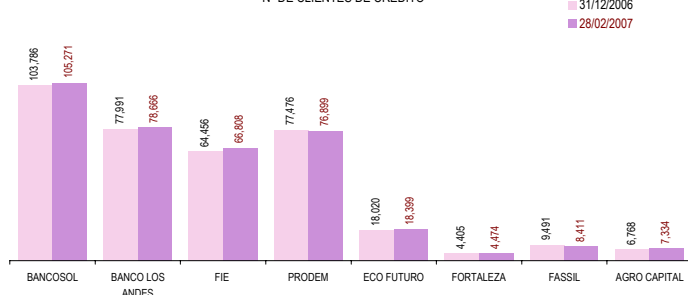
EVOLUCION POR ENTIDAD (CIFRAS EN MILES DE DOLARES)

ENTIDAD	CARTERA BRUTA			MORA SEGÚN BALANCE			PREVISION CONSTITUIDA			N° DE CLIENTES DE CREDITO		
	31/12/2006	28/02/2007	VARIACION	31/12/2006	28/02/2007	VARIACION	31/12/2006	28/02/2007	VARIACION	31/12/2006	28/02/2007	VARIACION
BANCOSOL	164,155	168,109	2.4%	5,166	3,144	-39.1%	11,629	10,158	-12.6%	103,786	105,271	1.4%
BANCO LOS ANDES	190,245	195,525	2.8%	2,894	3,457	19.5%	6,759	6,929	2.5%	77,991	78,666	0.9%
FIE	101,695	106,830	5.0%	1,524	1,697	11.4%	5,360	5,834	8.9%	64,456	66,808	3.6%
PRODEM	135,492	136,016	0.4%	2,498	2,955	18.3%	5,001	5,211	4.2%	77,476	76,899	-0.7%
ECO FUTURO	24,021	24,646	2.6%	551	692	25.8%	1,020	1,084	6.2%	18,020	18,399	2.1%
FORTALEZA	32,708	31,569	-3.5%	1,013	1,220	20.4%	1,130	1,180	4.4%	4,405	4,474	1.6%
FASSIL	12,937	13,004	0.5%	209	149	-28.6%	394	343	-13.0%	9,491	8,411	-11.4%
AGRO CAPITAL	18,025	17,821	-1.1%	491	612	24.6%	1,109	1,165	5.1%	6,768	7,334	8.4%
TOTAL ASOFIN	679,278	693,519	2.1%	14,346	13,927	-2.9%	32,401	31,904	-1.5%	362,393	366,262	1.1%
BANCOS (1)	2,412,411	2,395,284	-0.7%	231,758	253,292	9.3%	242,601	242,921	0.1%	163,664	S/D	S/D

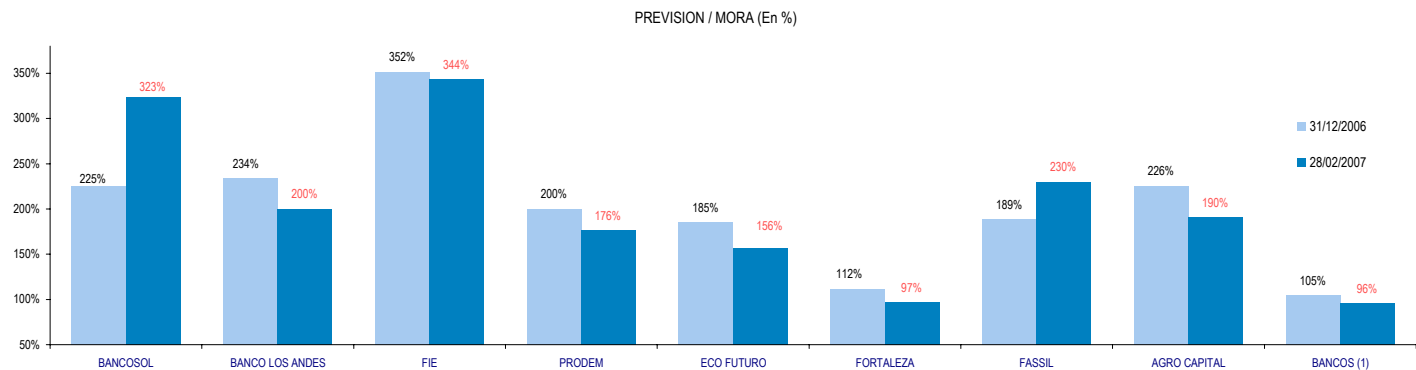
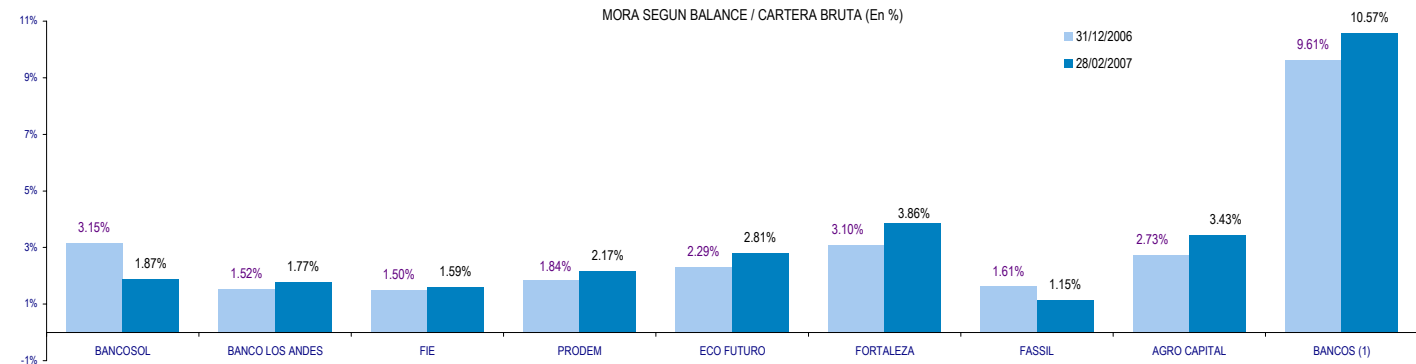
CARTERA BRUTA (En miles de dólares)



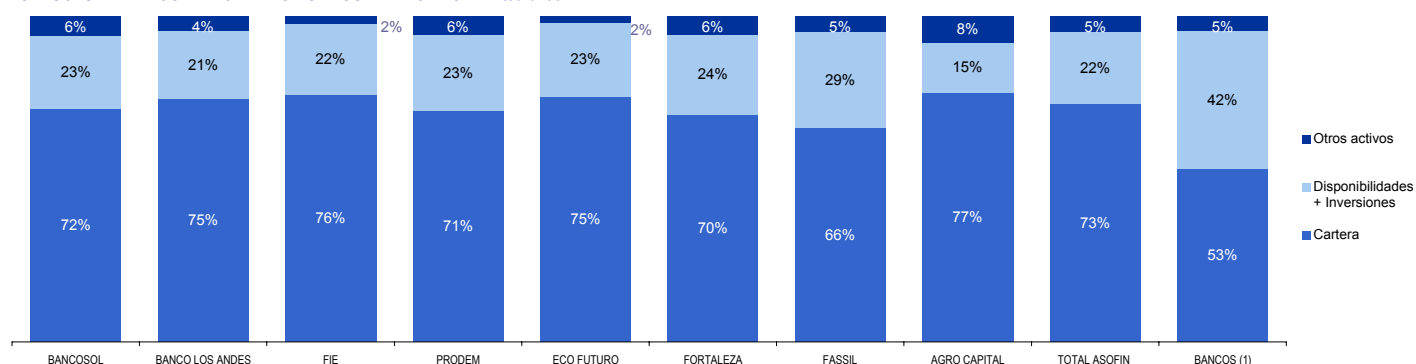
N° DE CLIENTES DE CREDITO



EVOLUCION POR ENTIDAD DE LOS PRINCIPALES INDICADORES, EN %:



ESTRUCTURA DE LOS PRINCIPALES RUBROS DEL ACTIVO AL 28/02/2007:



(1) Excepto BANCOSOL y BANCO LOS ANDES PROCREDIT