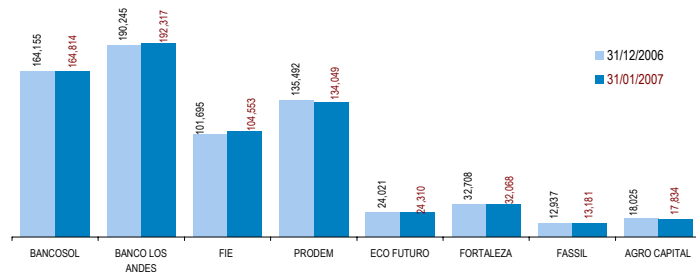


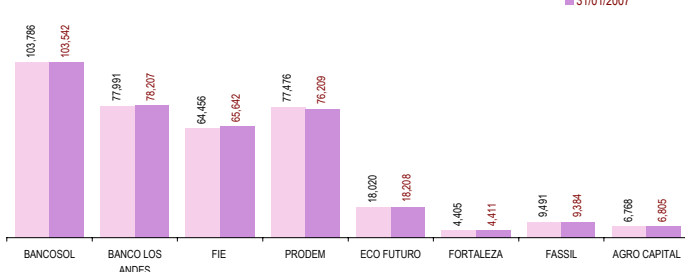
**EVOLUCION POR ENTIDAD (CIFRAS EN MILES DE DOLARES)**

ENTIDAD	CARTERA BRUTA			MORA SEGÚN BALANCE			PREVISION CONSTITUIDA			N° DE CLIENTES DE CREDITO		
	31/12/2006	31/01/2007	VARIACION	31/12/2006	31/01/2007	VARIACION	31/12/2006	31/01/2007	VARIACION	31/12/2006	31/01/2007	VARIACION
BANCOSOL	164,155	164,814	0.4%	5,166	2,797	-45.9%	11,629	9,738	-16.3%	103,786	103,542	-0.2%
BANCO LOS ANDES	190,245	192,317	1.1%	2,894	2,989	3.3%	6,759	6,822	0.9%	77,991	78,207	0.3%
FIE	101,695	104,553	2.8%	1,524	1,509	-1.0%	5,360	5,629	5.0%	64,456	65,642	1.8%
PRODEM	135,492	134,049	-1.1%	2,498	2,152	-13.8%	5,001	5,009	0.2%	77,476	76,209	-1.6%
ECO FUTURO	24,021	24,310	1.2%	551	604	9.8%	1,020	1,090	6.9%	18,020	18,208	1.0%
FORTALEZA	32,708	32,068	-2.0%	1,013	1,188	17.2%	1,130	1,162	2.8%	4,405	4,411	0.1%
FASSIL	12,937	13,181	1.9%	209	181	-13.1%	394	392	-0.4%	9,491	9,384	-1.1%
AGRO CAPITAL	18,025	17,834	-1.1%	491	548	11.5%	1,109	1,139	2.8%	6,768	6,805	0.5%
TOTAL ASOFIN	679,278	683,124	0.6%	14,346	11,969	-16.6%	32,401	30,983	-4.4%	362,393	362,408	0.0%
BANCOS (1)	2,412,411	2,385,432	-1.1%	231,758	249,251	7.5%	242,601	242,774	0.1%	S/D	S/D	S/D

CARTERA BRUTA (En miles de dólares)

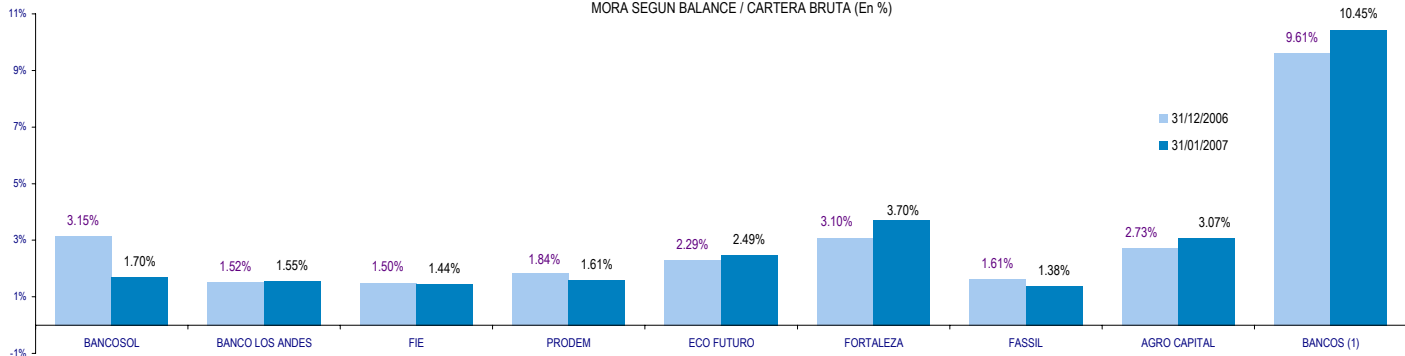


N° DE CLIENTES DE CREDITO

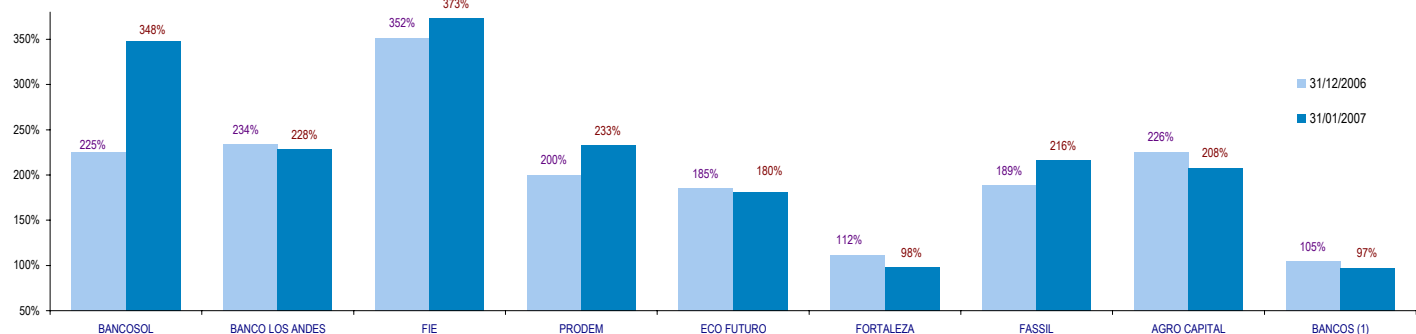


**EVOLUCION POR ENTIDAD DE LOS PRINCIPALES INDICADORES, EN %:**

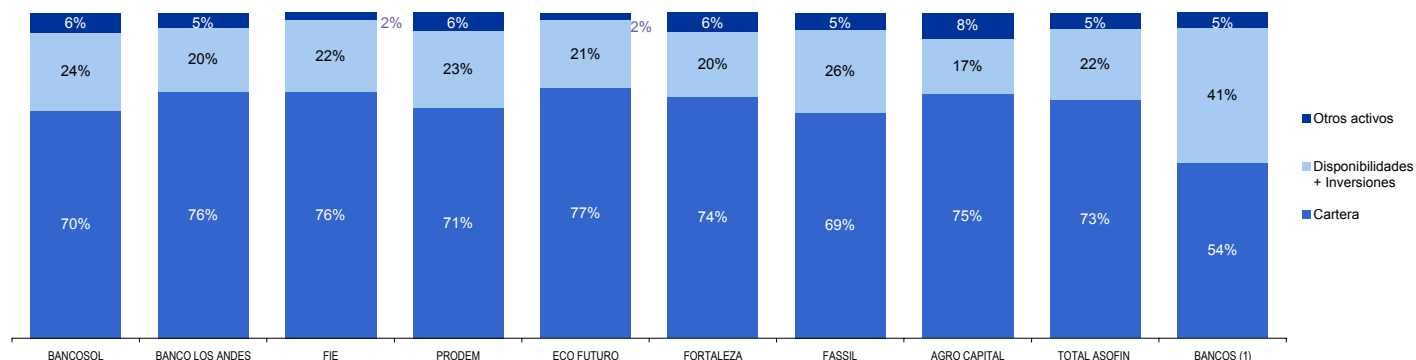
MORA SEGUN BALANCE / CARTERA BRUTA (En %)



PREVISION / MORA (En %)



**ESTRUCTURA DE LOS PRINCIPALES RUBROS DEL ACTIVO AL 31/01/2007:**



(1) Excepto BANCOSOL y BANCO LOS ANDES PROCREDIT