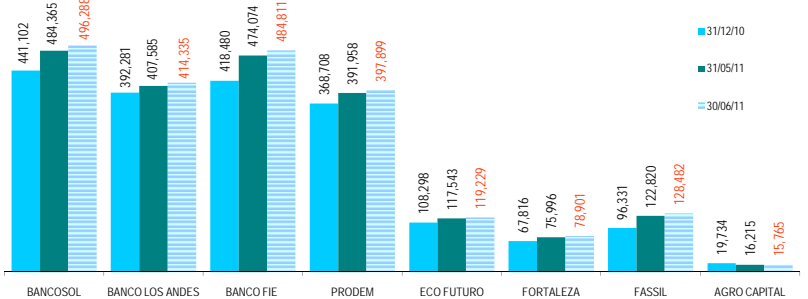


EVOLUCION POR ENTIDAD (CIFRAS EN MILES DE DOLARES)

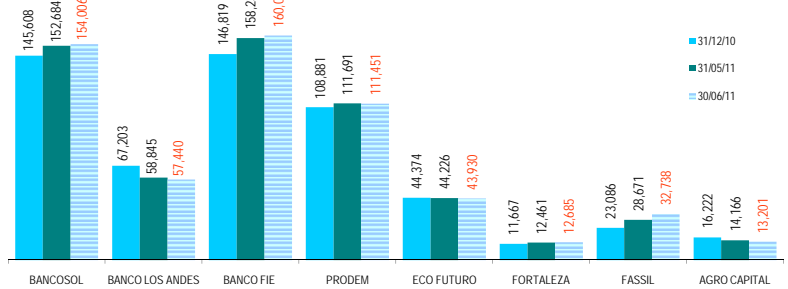
ENTIDAD	CARTERA BRUTA			VARIACION MES		VARIACION Dic/10-May/11	
	31/12/10	31/05/11	30/06/11	MONTO	%	MONTO	%
BANCOSOL	441,102	484,365	496,288	11,923	2.5%	55,186	12.5%
BANCO LOS ANDES	392,281	407,585	414,335	6,751	1.7%	22,055	5.6%
BANCO FIE	418,480	474,074	484,811	10,738	2.3%	66,331	15.9%
PRODEM	368,708	391,958	397,899	5,941	1.5%	29,191	7.9%
ECO FUTURO	108,298	117,543	119,229	1,686	1.4%	10,932	10.1%
FORTALEZA	67,816	75,996	78,901	2,905	3.8%	11,085	16.3%
FASSIL	96,331	122,820	128,482	5,661	4.6%	32,150	33.4%
AGRO CAPITAL	19,734	16,215	15,765	-449	-2.8%	-3,969	-20.1%
TOTAL ASOFIN	1,912,750	2,090,555	2,135,711	45,156	2.2%	222,961	11.7%
BANCOS (1)	4,084,884	4,513,025	4,632,572	119,547	2.6%	547,687	13.4%
COOP ABIERTAS	434,078	456,118	464,643	8,525	1.9%	30,565	7.0%
MUTUALES	314,560	336,180	341,998	5,817	1.7%	27,438	8.7%

CARTERA BRUTA (MILES DE \$US)



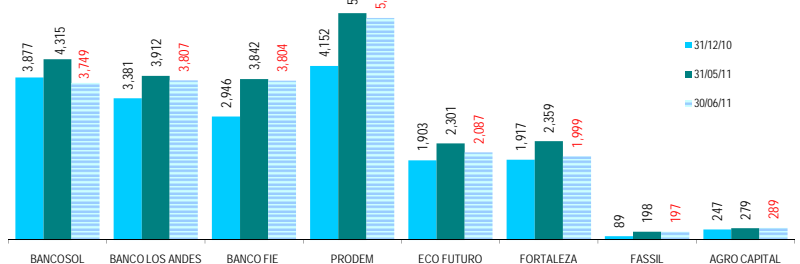
ENTIDAD	N° DE CLIENTES DE CREDITO			VARIACION MES		VARIACION Dic/10-May/11	
	31/12/10	31/05/11	30/06/11	N°	%	N°	%
BANCOSOL	145,608	152,684	154,006	1,322	0.9%	8,398	5.8%
BANCO LOS ANDES	67,203	58,845	57,440	-1,405	-2.4%	-9,763	-14.5%
BANCO FIE	146,819	158,235	160,031	1,796	1.1%	13,212	9.0%
PRODEM	108,881	111,691	111,451	-240	-0.2%	2,570	2.4%
ECO FUTURO	44,374	44,226	43,930	-296	-0.7%	-444	-1.0%
FORTALEZA	11,667	12,461	12,685	224	1.8%	1,018	8.7%
FASSIL	23,086	28,671	32,738	4,067	14.2%	9,652	41.8%
AGRO CAPITAL	16,222	14,166	13,201	-965	-6.8%	-3,021	-18.6%
TOTAL ASOFIN	563,860	580,979	585,482	4,503	0.8%	21,622	3.8%
BANCOS (1)	184,827	S/D	S/D	S/D	S/D	S/D	S/D
COOP ABIERTAS	94,760	S/D	S/D	S/D	S/D	S/D	S/D
MUTUALES	19,251	S/D	S/D	S/D	S/D	S/D	S/D

N° DE CLIENTES



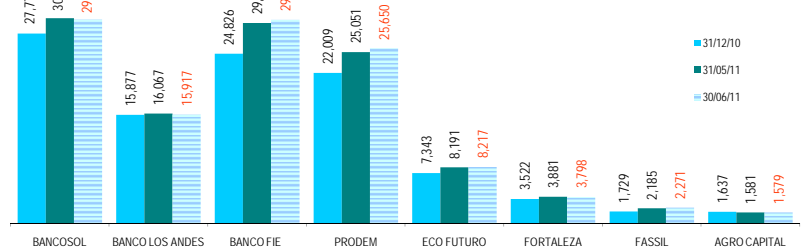
ENTIDAD	MORA SEGUN BALANCE			VARIACION MES		VARIACION Dic/10-May/11	
	31/12/10	31/05/11	30/06/11	MONTO	%	MONTO	%
BANCOSOL	3,877	4,315	3,749	-566	-13.1%	-128	-3.3%
BANCO LOS ANDES	3,381	3,912	3,807	-105	-2.7%	426	12.6%
BANCO FIE	2,946	3,842	3,804	-38	-1.0%	857	29.1%
PRODEM	4,152	5,413	5,295	-118	-2.2%	1,143	27.5%
ECO FUTURO	1,903	2,301	2,087	-214	-9.3%	184	9.6%
FORTALEZA	1,917	2,359	1,999	-360	-15.3%	82	4.3%
FASSIL	89	198	197	-1	-0.4%	108	121.3%
AGRO CAPITAL	247	279	289	10	3.6%	42	16.9%
TOTAL ASOFIN	18,513	22,620	21,227	-1,392	-6.2%	2,714	14.7%
BANCOS (1)	107,045	109,579	104,087	-5,493	-5.0%	-2,958	-2.8%
COOP ABIERTAS	9,088	11,270	10,254	-1,015	-9.0%	1,167	12.8%
MUTUALES	10,804	11,249	11,334	85	0.8%	530	4.9%

MORA SEGUN BALANCE (MILES DE \$US)



ENTIDAD	PREVISION CONSTITUIDA			VARIACION MES		VARIACION Dic/10-May/11	
	31/12/10	31/05/11	30/06/11	MONTO	%	MONTO	%
BANCOSOL	27,779	30,033	29,849	-184	-0.6%	2,071	7.5%
BANCO LOS ANDES	15,877	16,067	15,917	-150	-0.9%	40	0.3%
BANCO FIE	24,826	29,360	29,805	445	1.5%	4,979	20.1%
PRODEM	22,009	25,051	25,650	600	2.4%	3,641	16.5%
ECO FUTURO	7,343	8,191	8,217	26	0.3%	874	11.9%
FORTALEZA	3,522	3,881	3,798	-82	-2.1%	277	7.9%
FASSIL	1,729	2,185	2,271	86	3.9%	542	31.4%
AGRO CAPITAL	1,637	1,581	1,579	-2	-0.1%	-58	-3.6%
TOTAL ASOFIN	104,722	116,349	117,087	738	0.6%	12,365	11.8%
BANCOS (1)	199,741	206,980	208,196	1,216	0.6%	8,454	4.2%
COOP ABIERTAS	37,942	40,635	40,733	98	0.2%	2,791	7.4%
MUTUALES	34,218	33,136	32,821	-314	-0.9%	-1,397	-4.1%

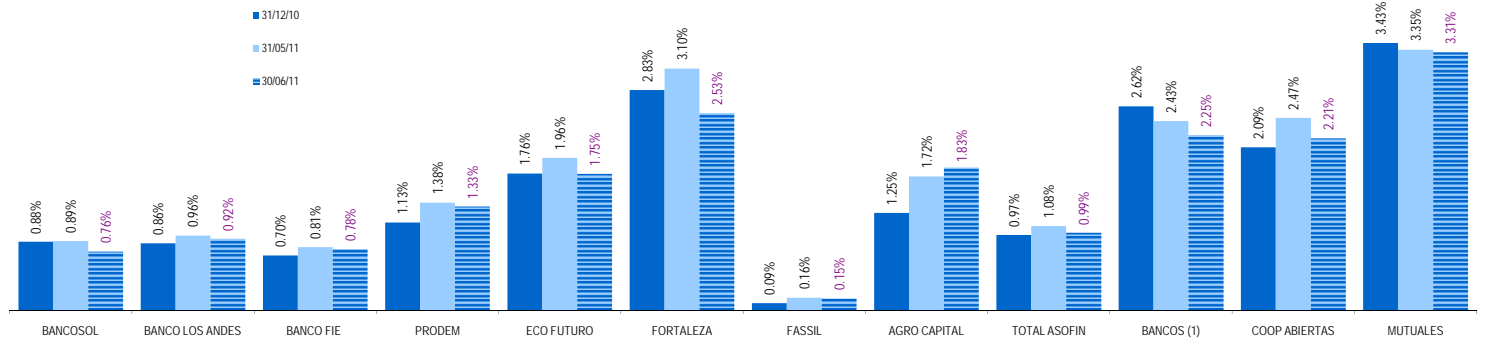
PREVISION CONSTITUIDA (MILES DE \$US)



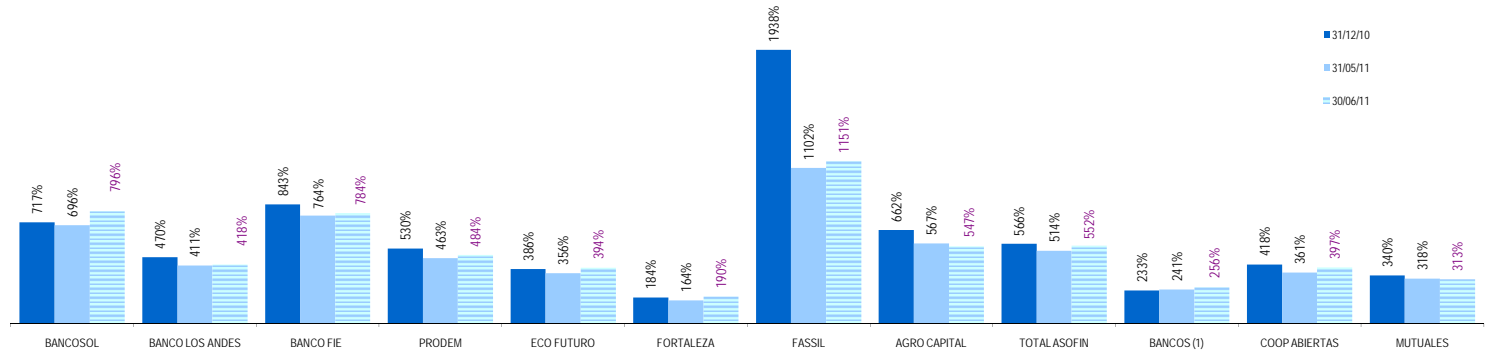
EVOLUCION POR ENTIDAD DE LOS PRINCIPALES INDICADORES, EN %:

ENTIDAD	MORA / CARTERA BRUTA			PREVISION / MORA			RESULTADO / PATRIMONIO		
	31/12/10	31/05/11	30/06/11	31/12/10	31/05/11	30/06/11	31/12/10	31/05/11	30/06/11
BANCOSOL	0.88%	0.89%	0.76%	716.5%	696.0%	796.2%	29.9%	28.8%	29.3%
BANCO LOS ANDES	0.86%	0.96%	0.92%	469.6%	410.7%	418.1%	13.9%	17.5%	19.5%
BANCO FIE	0.70%	0.81%	0.78%	842.6%	764.2%	783.5%	21.8%	22.2%	22.7%
PRODEM	1.13%	1.38%	1.33%	530.0%	462.8%	484.4%	25.2%	30.2%	30.1%
ECO FUTURO	1.76%	1.96%	1.75%	385.9%	356.0%	393.8%	26.8%	28.2%	29.5%
FORTALEZA	2.83%	3.10%	2.53%	183.7%	164.5%	190.0%	19.3%	18.3%	21.1%
FASSIL	0.09%	0.16%	0.15%	1938.2%	1102.1%	1150.5%	12.5%	25.0%	25.0%
AGRO CAPITAL	1.25%	1.72%	1.83%	662.5%	566.9%	546.6%	2.4%	0.8%	0.7%
TOTAL ASOFIN	0.97%	1.08%	0.99%	565.7%	514.4%	551.6%	20.8%	23.4%	24.2%
BANCOS (1)	2.62%	2.43%	2.25%	233.4%	241.0%	256.2%	17.1%	14.6%	15.8%
COOP ABIERTAS	2.09%	2.47%	2.21%	417.5%	360.6%	397.2%	8.3%	6.0%	7.2%
MUTUALES	3.43%	3.35%	3.31%	339.5%	318.3%	313.1%	7.5%	6.3%	6.3%

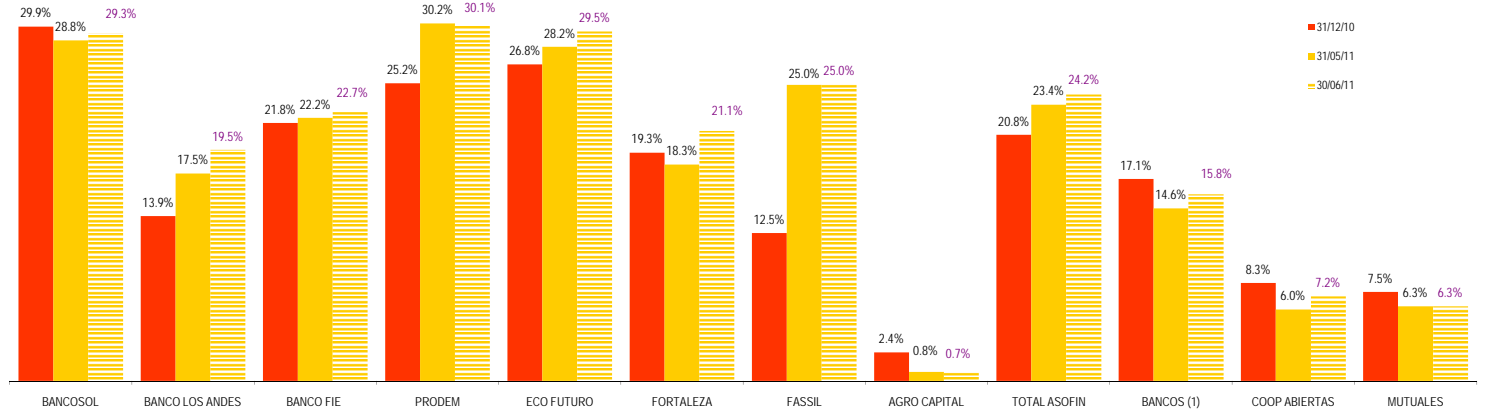
MORA/CARTERA BRUTA (EN %)



PREVISION/MORA (EN %)



ROE



(1) En Bancos no se incluye a BANCOSOL, BANCO LOS ANDES PROCREDIT y BANCO FIE por ser entidades especializadas en microfinanzas