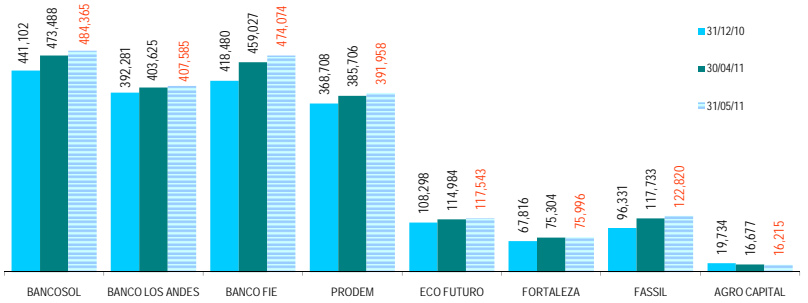


EVOLUCION POR ENTIDAD (CIFRAS EN MILES DE DOLARES)

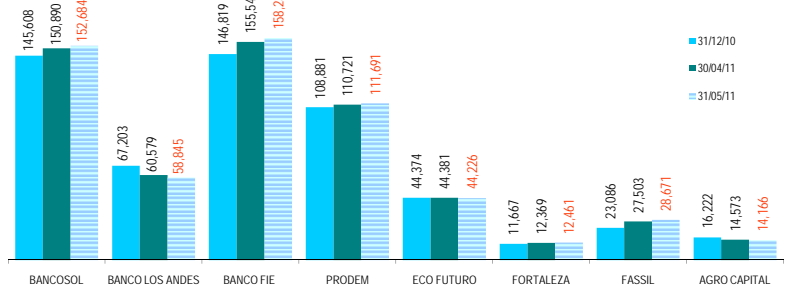
ENTIDAD	CARTERA BRUTA			VARIACION MES		VARIACION Dic/10-May/11	
	31/12/10	30/04/11	31/05/11	MONTO	%	MONTO	%
BANCOSOL	441,102	473,488	484,365	10,877	2.3%	43,262	9.8%
BANCO LOS ANDES	392,281	403,625	407,585	3,960	1.0%	15,304	3.9%
BANCO FIE	418,480	459,027	474,074	15,046	3.3%	55,593	13.3%
PRODEM	368,708	385,706	391,958	6,251	1.6%	23,249	6.3%
ECO FUTURO	108,298	114,984	117,543	2,559	2.2%	9,245	8.5%
FORTALEZA	67,816	75,304	75,996	692	0.9%	8,180	12.1%
FASSIL	96,331	117,733	122,820	5,088	4.3%	26,489	27.5%
AGRO CAPITAL	19,734	16,677	16,215	-462	-2.8%	-3,520	-17.8%
TOTAL ASOFIN	1,912,750	2,046,544	2,090,555	44,011	2.2%	177,805	9.3%
BANCOS (1)	4,084,884	4,326,268	4,513,025	186,757	4.3%	428,140	10.5%
COOP ABIERTAS	434,078	448,103	456,118	8,015	1.8%	22,039	5.1%
MUTUALES	314,560	330,656	336,180	5,524	1.7%	21,621	6.9%

CARTERA BRUTA (MILES DE \$US)



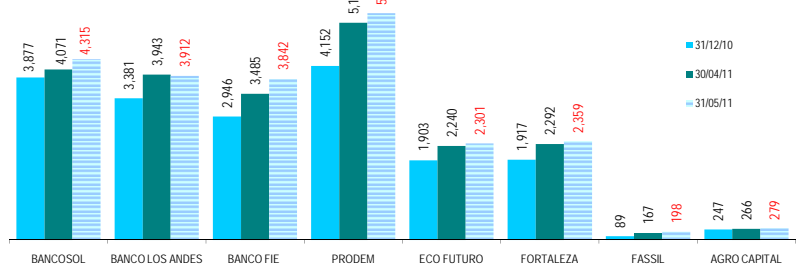
ENTIDAD	N° DE CLIENTES DE CREDITO			VARIACION MES		VARIACION Dic/10-May/11	
	31/12/10	30/04/11	31/05/11	N°	%	N°	%
BANCOSOL	145,608	150,890	152,684	1,794	1.2%	7,076	4.9%
BANCO LOS ANDES	67,203	60,579	58,845	-1,734	-2.9%	-8,358	-12.4%
BANCO FIE	146,819	155,545	158,235	2,690	1.7%	11,416	7.8%
PRODEM	108,881	110,721	111,691	970	0.9%	2,810	2.6%
ECO FUTURO	44,374	44,381	44,226	-155	-0.3%	-148	-0.3%
FORTALEZA	11,667	12,369	12,461	92	0.7%	794	6.8%
FASSIL	23,086	27,503	28,671	1,168	4.2%	5,585	24.2%
AGRO CAPITAL	16,222	14,573	14,166	-407	-2.8%	-2,056	-12.7%
TOTAL ASOFIN	563,860	576,561	580,979	4,418	0.8%	17,119	3.0%
BANCOS (1)	184,827	S/D	S/D	S/D	S/D	S/D	S/D
COOP ABIERTAS	94,760	S/D	S/D	S/D	S/D	S/D	S/D
MUTUALES	19,251	S/D	S/D	S/D	S/D	S/D	S/D

N° DE CLIENTES



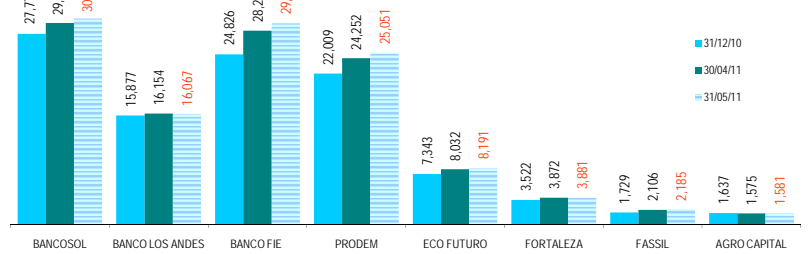
ENTIDAD	MORA SEGUN BALANCE			VARIACION MES		VARIACION Dic/10-May/11	
	31/12/10	30/04/11	31/05/11	MONTO	%	MONTO	%
BANCOSOL	3,877	4,071	4,315	244	6.0%	438	11.3%
BANCO LOS ANDES	3,381	3,943	3,912	-31	-0.8%	531	15.7%
BANCO FIE	2,946	3,485	3,842	357	10.2%	895	30.4%
PRODEM	4,152	5,185	5,413	227	4.4%	1,260	30.3%
ECO FUTURO	1,903	2,240	2,301	61	2.7%	398	20.9%
FORTALEZA	1,917	2,292	2,359	67	2.9%	443	23.1%
FASSIL	89	167	198	31	18.5%	109	122.2%
AGRO CAPITAL	247	266	279	13	4.9%	32	12.8%
TOTAL ASOFIN	18,513	21,651	22,620	969	4.5%	4,106	22.2%
BANCOS (1)	107,045	114,106	109,579	-4,527	-4.0%	2,534	2.4%
COOP ABIERTAS	9,088	11,489	11,270	-219	-1.9%	2,182	24.0%
MUTUALES	10,804	12,011	11,249	-763	-6.4%	445	4.1%

MORA SEGUN BALANCE (MILES DE \$US)



ENTIDAD	PREVISION CONSTITUIDA			VARIACION MES		VARIACION Dic/10-May/11	
	31/12/10	30/04/11	31/05/11	MONTO	%	MONTO	%
BANCOSOL	27,779	29,384	30,033	650	2.2%	2,255	8.1%
BANCO LOS ANDES	15,877	16,154	16,067	-87	-0.5%	191	1.2%
BANCO FIE	24,826	28,273	29,360	1,087	3.8%	4,534	18.3%
PRODEM	22,009	24,252	25,051	799	3.3%	3,041	13.8%
ECO FUTURO	7,343	8,032	8,191	159	2.0%	848	11.5%
FORTALEZA	3,522	3,872	3,881	8	0.2%	359	10.2%
FASSIL	1,729	2,106	2,185	79	3.8%	456	26.4%
AGRO CAPITAL	1,637	1,575	1,581	6	0.4%	-56	-3.4%
TOTAL ASOFIN	104,722	113,648	116,349	2,701	2.4%	11,627	11.1%
BANCOS (1)	199,741	205,601	206,980	1,379	0.7%	7,239	3.6%
COOP ABIERTAS	37,942	40,356	40,635	279	0.7%	2,693	7.1%
MUTUALES	34,218	33,399	33,136	-263	-0.8%	-1,082	-3.2%

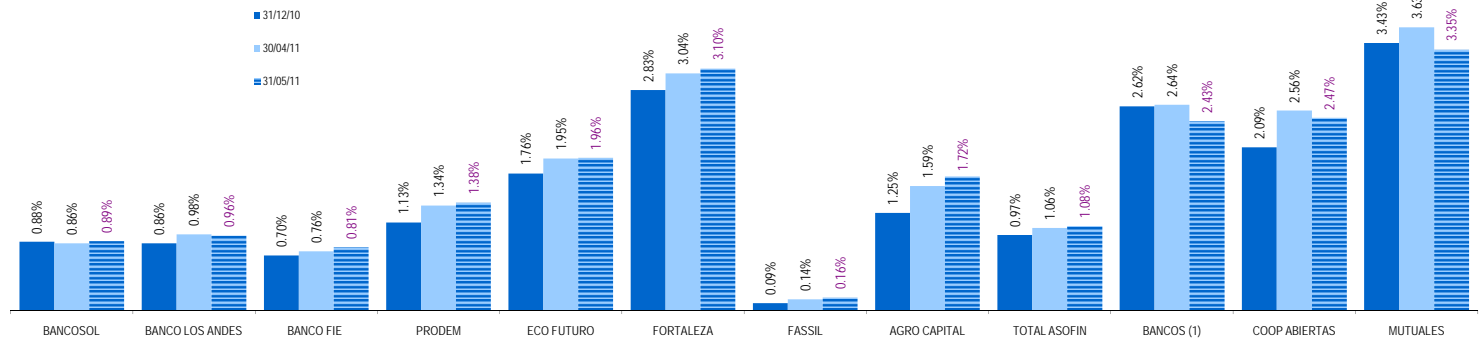
PREVISION CONSTITUIDA (MILES DE \$US)



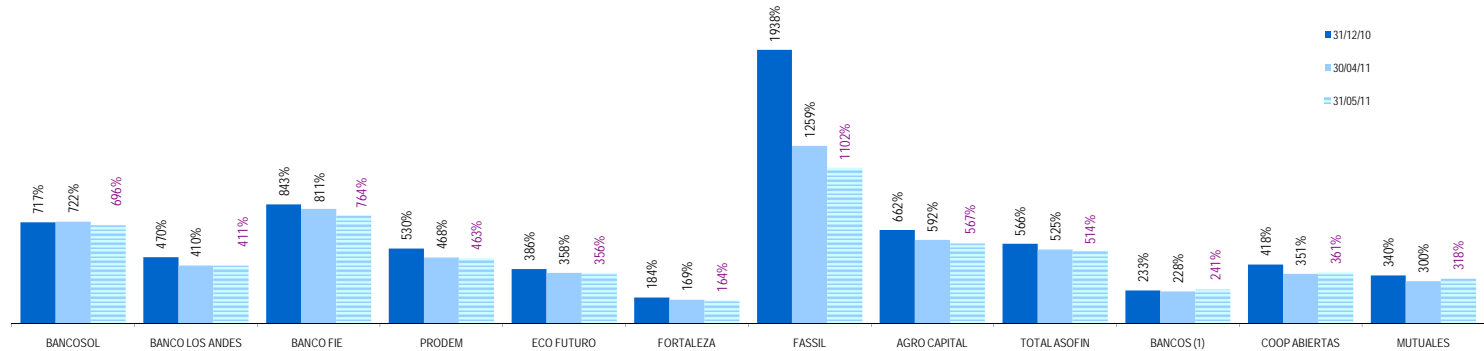
EVOLUCION POR ENTIDAD DE LOS PRINCIPALES INDICADORES, EN %:

ENTIDAD	MORA / CARTERA BRUTA			PREVISION / MORA			RESULTADO / PATRIMONIO		
	31/12/10	30/04/11	31/05/11	31/12/10	30/04/11	31/05/11	31/12/10	30/04/11	31/05/11
BANCOSOL	0.88%	0.86%	0.89%	716.5%	721.7%	696.0%	29.9%	27.1%	28.8%
BANCO LOS ANDES	0.86%	0.98%	0.96%	469.6%	409.7%	410.7%	13.9%	17.7%	17.5%
BANCO FIE	0.70%	0.76%	0.81%	842.6%	811.3%	764.2%	21.8%	21.8%	22.2%
PRODEM	1.13%	1.34%	1.38%	530.0%	467.7%	462.8%	25.2%	29.5%	30.2%
ECO FUTURO	1.76%	1.95%	1.96%	385.9%	358.5%	356.0%	26.8%	27.4%	28.2%
FORTALEZA	2.83%	3.04%	3.10%	183.7%	168.9%	164.5%	19.3%	16.2%	18.3%
FASSIL	0.09%	0.14%	0.16%	1938.2%	1259.1%	1102.1%	12.5%	24.2%	25.0%
AGRO CAPITAL	1.25%	1.59%	1.72%	662.5%	592.2%	566.9%	2.4%	0.4%	0.8%
TOTAL ASOFIN	0.97%	1.06%	1.08%	565.7%	524.9%	514.4%	20.8%	22.6%	23.4%
BANCOS (1)	2.62%	2.64%	2.43%	233.4%	227.7%	241.0%	17.1%	14.7%	14.6%
COOP ABIERTAS	2.09%	2.56%	2.47%	417.5%	351.3%	360.6%	8.3%	5.8%	6.0%
MUTUALES	3.43%	3.63%	3.35%	339.5%	300.3%	318.3%	7.5%	6.4%	6.3%

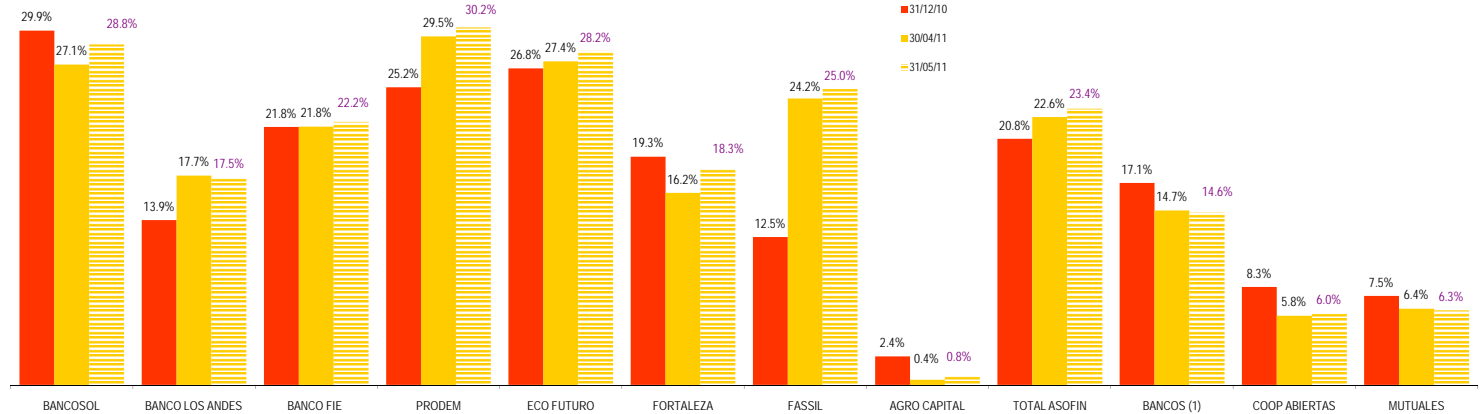
MORA/CARTERA BRUTA (EN %)



PREVISION/MORA (EN %)



ROE



(1) En Bancos no se incluye a BANCOSOL, BANCO LOS ANDES PROCREDIT y BANCO FIE por ser entidades especializadas en microfinanzas