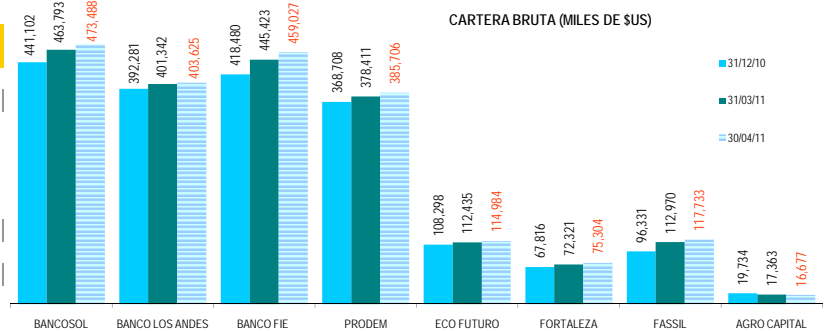
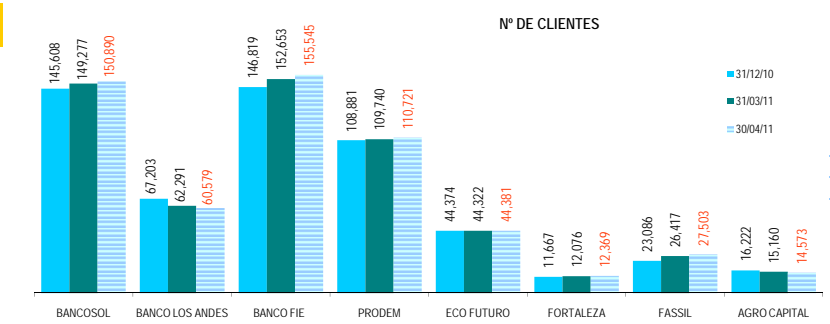


EVOLUCION POR ENTIDAD (CIFRAS EN MILES DE DOLARES)

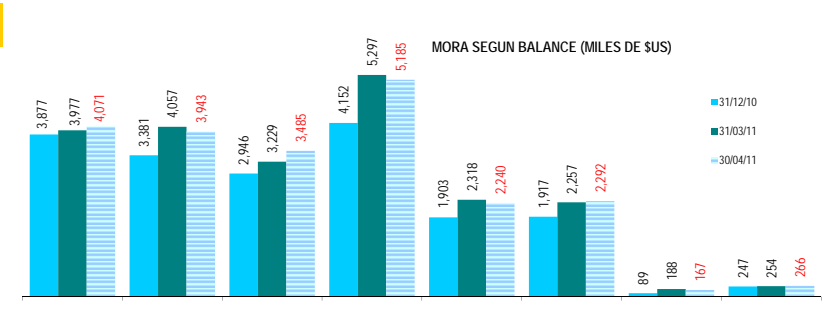
ENTIDAD	CARTERA BRUTA			VARIACION MES		VARIACION Dic10-Abr11	
	31/12/10	31/03/11	30/04/11	MONTO	%	MONTO	%
BANCOSOL	441,102	463,793	473,488	9,695	2.1%	32,386	7.3%
BANCO LOS ANDES	392,281	401,342	403,625	2,283	0.6%	11,344	2.9%
BANCO FIE	418,480	445,423	459,027	13,604	3.1%	40,547	9.7%
PRODEM	368,708	378,411	385,706	7,296	1.9%	16,998	4.6%
ECO FUTURO	108,298	112,435	114,984	2,549	2.3%	6,686	6.2%
FORTALEZA	67,816	72,321	75,304	2,983	4.1%	7,488	11.0%
FASSIL	96,331	112,970	117,733	4,762	4.2%	21,401	22.2%
AGRO CAPITAL	19,734	17,363	16,677	-685	-3.9%	-3,057	-15.5%
TOTAL ASOFIN	1,912,750	2,004,057	2,046,544	42,487	2.1%	133,794	7.0%
BANCOS (1)	4,084,884	4,201,388	4,326,268	124,880	3.0%	241,384	5.9%
COOP ABIERTAS	434,078	443,960	448,103	4,142	0.9%	14,024	3.2%
MUTUALES	314,560	326,468	330,656	4,188	1.3%	16,096	5.1%



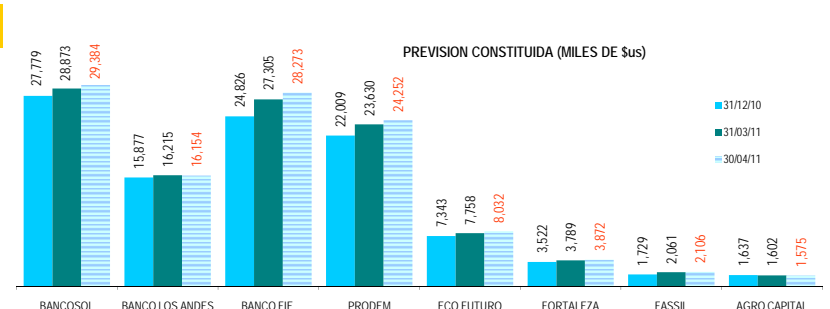
ENTIDAD	N° DE CLIENTES DE CREDITO			VARIACION MES		VARIACION Dic10-Abr11	
	31/12/10	31/03/11	30/04/11	N°	%	N°	%
BANCOSOL	145,608	149,277	150,890	1,613	1.1%	5,282	3.6%
BANCO LOS ANDES	67,203	62,291	60,579	-1,712	-2.7%	-6,624	-9.9%
BANCO FIE	146,819	152,653	155,545	2,892	1.9%	8,726	5.9%
PRODEM	108,881	109,740	110,721	981	0.9%	1,840	1.7%
ECO FUTURO	44,374	44,322	44,381	59	0.1%	7	0.0%
FORTALEZA	11,667	12,076	12,369	293	2.4%	702	6.0%
FASSIL	23,086	26,417	27,503	1,086	4.1%	4,417	19.1%
AGRO CAPITAL	16,222	15,160	14,573	-587	-3.9%	-1,649	-10.2%
TOTAL ASOFIN	563,860	571,936	576,561	4,625	0.8%	12,701	2.3%
BANCOS (1)	184,827	194,106	S/D	S/D	S/D	S/D	S/D
COOP ABIERTAS	94,760	94,300	S/D	S/D	S/D	S/D	S/D
MUTUALES	19,251	19,386	S/D	S/D	S/D	S/D	S/D



ENTIDAD	MORA SEGUN BALANCE			VARIACION MES		VARIACION Dic10-Abr11	
	31/12/10	31/03/11	30/04/11	MONTO	%	MONTO	%
BANCOSOL	3,877	3,977	4,071	94	2.4%	195	5.0%
BANCO LOS ANDES	3,381	4,057	3,943	-114	-2.8%	562	16.6%
BANCO FIE	2,946	3,229	3,485	256	7.9%	538	18.3%
PRODEM	4,152	5,297	5,185	-111	-2.1%	1,033	24.9%
ECO FUTURO	1,903	2,318	2,240	-77	-3.3%	337	17.7%
FORTALEZA	1,917	2,257	2,292	35	1.6%	375	19.6%
FASSIL	89	188	167	-20	-10.8%	78	87.5%
AGRO CAPITAL	247	254	266	12	4.7%	19	7.6%
TOTAL ASOFIN	18,513	21,576	21,651	75	0.3%	3,137	16.9%
BANCOS (1)	107,045	117,119	114,106	-3,012	-2.6%	7,061	6.6%
COOP ABIERTAS	9,088	11,713	11,489	-224	-1.9%	2,401	26.4%
MUTUALES	10,804	11,585	12,011	426	3.7%	1,208	11.2%



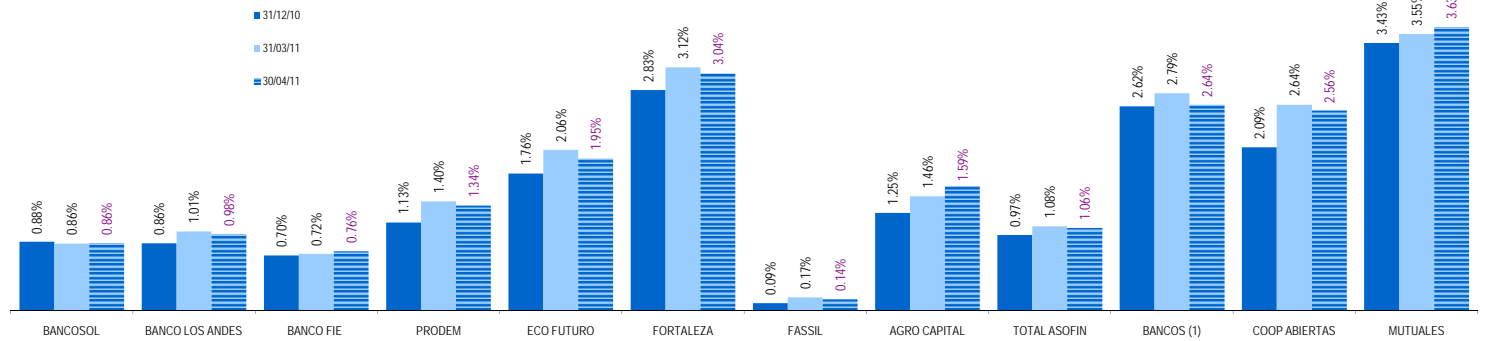
ENTIDAD	PREVISION CONSTITUIDA			VARIACION MES		VARIACION Dic10-Abr11	
	31/12/10	31/03/11	30/04/11	MONTO	%	MONTO	%
BANCOSOL	27,779	28,873	29,384	511	1.8%	1,605	5.8%
BANCO LOS ANDES	15,877	16,215	16,154	-60	-0.4%	278	1.7%
BANCO FIE	24,826	27,305	28,273	968	3.5%	3,447	13.9%
PRODEM	22,009	23,630	24,252	622	2.6%	2,243	10.2%
ECO FUTURO	7,343	7,758	8,032	274	3.5%	689	9.4%
FORTALEZA	3,522	3,789	3,872	84	2.2%	351	10.0%
FASSIL	1,729	2,061	2,106	45	2.2%	377	21.8%
AGRO CAPITAL	1,637	1,602	1,575	-27	-1.7%	-62	-3.8%
TOTAL ASOFIN	104,722	111,231	113,648	2,417	2.2%	8,926	8.5%
BANCOS (1)	199,741	205,266	205,601	335	0.2%	5,860	2.9%
COOP ABIERTAS	37,942	39,827	40,356	529	1.3%	2,414	6.4%
MUTUALES	34,218	33,601	33,399	-202	-0.6%	-819	-2.4%



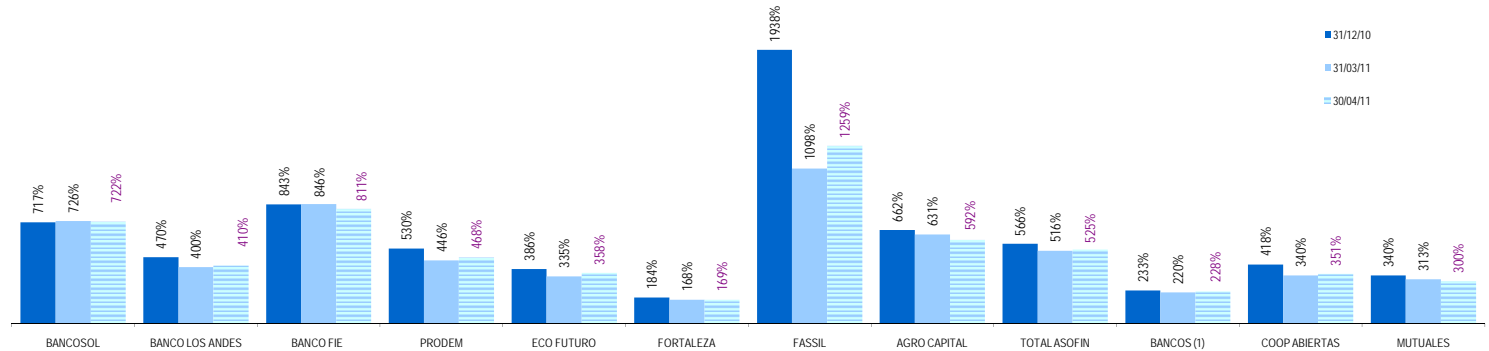
EVOLUCION POR ENTIDAD DE LOS PRINCIPALES INDICADORES, EN %:

ENTIDAD	MORA / CARTERA BRUTA			PREVISION / MORA			RESULTADO / PATRIMONIO		
	31/12/10	31/03/11	30/04/11	31/12/10	31/03/11	30/04/11	31/12/10	31/03/11	30/04/11
BANCOSOL	0.88%	0.86%	0.86%	716.5%	726.0%	721.7%	29.9%	28.2%	27.1%
BANCO LOS ANDES	0.86%	1.01%	0.98%	469.6%	399.7%	409.7%	13.9%	17.6%	17.7%
BANCO FIE	0.70%	0.72%	0.76%	842.6%	845.6%	811.3%	21.8%	21.8%	21.8%
PRODEM	1.13%	1.40%	1.34%	530.0%	446.1%	467.7%	25.2%	29.0%	29.5%
ECO FUTURO	1.76%	2.06%	1.95%	385.9%	334.7%	358.5%	26.8%	30.2%	27.4%
FORTALEZA	2.83%	3.12%	3.04%	183.7%	167.9%	168.9%	19.3%	15.3%	16.2%
FASSIL	0.09%	0.17%	0.14%	1938.2%	1098.5%	1259.1%	12.5%	21.0%	24.2%
AGRO CAPITAL	1.25%	1.46%	1.59%	662.5%	630.8%	592.2%	2.4%	0.3%	0.4%
TOTAL ASOFIN	0.97%	1.08%	1.06%	565.7%	515.5%	524.9%	20.8%	22.7%	22.6%
BANCOS (1)	2.62%	2.79%	2.64%	233.4%	220.3%	227.7%	17.1%	14.5%	14.7%
COOP ABIERTAS	2.09%	2.64%	2.56%	417.5%	340.0%	351.3%	8.3%	4.9%	5.8%
MUTUALES	3.43%	3.55%	3.63%	339.5%	313.1%	300.3%	7.5%	6.6%	6.4%

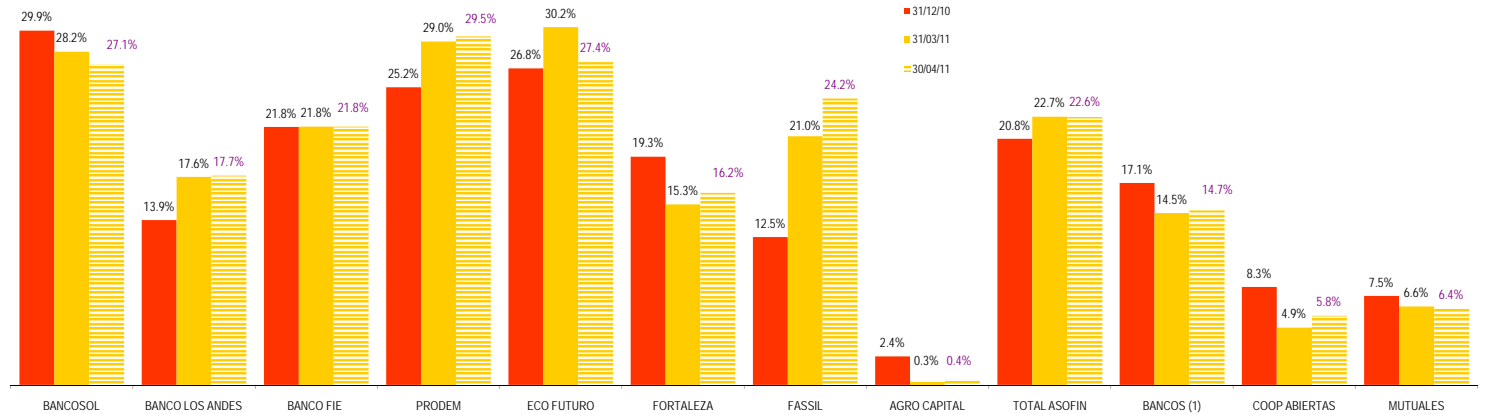
MORA/CARTERA BRUTA (EN %)



PREVISION/MORA (EN %)



ROE



(1) En Bancos no se incluye a BANCOSOL, BANCO LOS ANDES PROCREDIT y BANCO FIE por ser entidades especializadas en microfinanzas