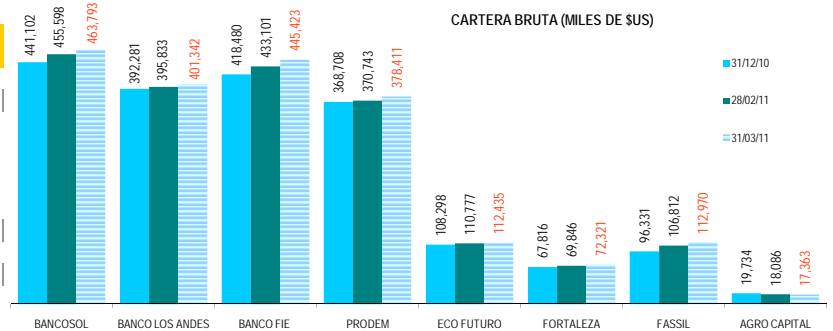
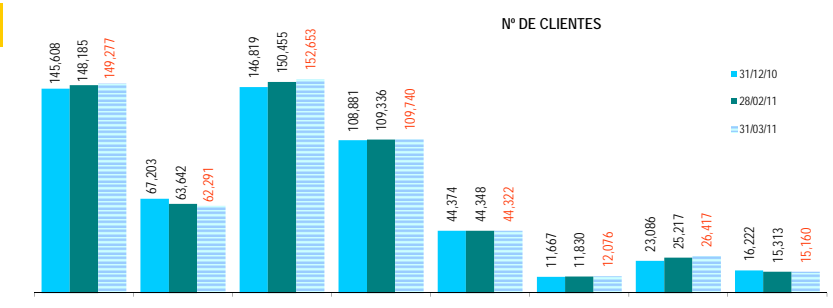


EVOLUCION POR ENTIDAD (CIFRAS EN MILES DE DOLARES)

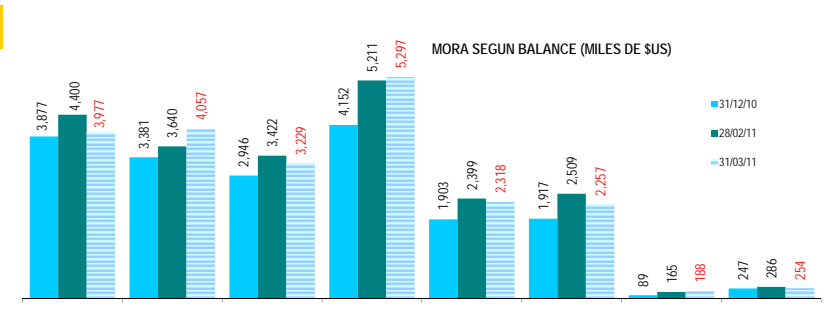
ENTIDAD	CARTERA BRUTA			VARIACION MES		VARIACION Dic/10-Mar/11	
	31/12/10	28/02/11	31/03/11	MONTO	%	MONTO	%
BANCOSOL	441,102	455,598	463,793	8,195	1.8%	22,690	5.1%
BANCO LOS ANDES	392,281	395,833	401,342	5,508	1.4%	9,061	2.3%
BANCO FIE	418,480	433,101	445,423	12,323	2.8%	26,943	6.4%
PRODEM	368,708	370,743	378,411	7,667	2.1%	9,703	2.6%
ECO FUTURO	108,298	110,777	112,435	1,658	1.5%	4,137	3.8%
FORTALEZA	67,816	69,846	72,321	2,475	3.5%	4,505	6.6%
FASSIL	96,331	106,812	112,970	6,159	5.8%	16,639	17.3%
AGRO CAPITAL	19,734	18,086	17,363	-723	-4.0%	-2,372	-12.0%
TOTAL ASOFIN	1,912,750	1,960,796	2,004,057	43,261	2.2%	91,307	4.8%
BANCOS (1)	4,084,884	4,115,760	4,201,388	85,629	2.1%	116,504	2.9%
COOP ABIERTAS	434,078	439,393	443,960	4,567	1.0%	9,882	2.3%
MUTUALES	314,560	322,557	326,468	3,911	1.2%	11,908	3.8%



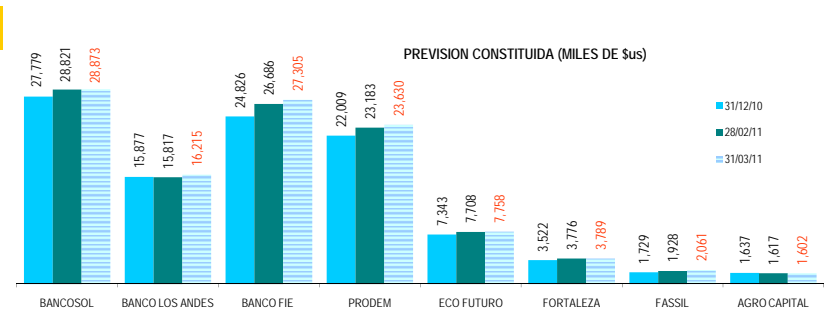
ENTIDAD	N° DE CLIENTES DE CREDITO			VARIACION MES		VARIACION Dic/10-Mar/11	
	31/12/10	28/02/11	31/03/11	N°	%	N°	%
BANCOSOL	145,608	148,185	149,277	1,092	0.7%	3,669	2.5%
BANCO LOS ANDES	67,203	63,642	62,291	-1,351	-2.1%	-4,912	-7.3%
BANCO FIE	146,819	150,455	152,653	2,198	1.5%	5,834	4.0%
PRODEM	108,881	109,336	109,740	404	0.4%	859	0.8%
ECO FUTURO	44,374	44,348	44,322	-26	-0.1%	-52	-0.1%
FORTALEZA	11,667	11,830	12,076	246	2.1%	409	3.5%
FASSIL	23,086	25,217	26,417	1,200	4.8%	3,331	14.4%
AGRO CAPITAL	16,222	15,313	15,160	-153	-1.0%	-1,062	-6.5%
TOTAL ASOFIN	563,860	568,326	571,936	3,610	0.6%	8,076	1.4%
BANCOS (1)	184,827	S/D	S/D	S/D	S/D	S/D	S/D
COOP ABIERTAS	94,760	S/D	S/D	S/D	S/D	S/D	S/D
MUTUALES	19,251	S/D	S/D	S/D	S/D	S/D	S/D



ENTIDAD	MORA SEGUN BALANCE			VARIACION MES		VARIACION Dic/10-Mar/11	
	31/12/10	28/02/11	31/03/11	MONTO	%	MONTO	%
BANCOSOL	3,877	4,400	3,977	-423	-9.6%	100	2.6%
BANCO LOS ANDES	3,381	3,640	4,057	417	11.5%	676	20.0%
BANCO FIE	2,946	3,422	3,229	-193	-5.6%	283	9.6%
PRODEM	4,152	5,211	5,297	85	1.6%	1,144	27.6%
ECO FUTURO	1,903	2,399	2,318	-82	-3.4%	415	21.8%
FORTALEZA	1,917	2,509	2,257	-253	-10.1%	340	17.7%
FASSIL	89	165	188	22	13.5%	98	110.3%
AGRO CAPITAL	247	286	254	-32	-11.3%	7	2.7%
TOTAL ASOFIN	18,513	22,034	21,576	-458	-2.1%	3,063	16.5%
BANCOS (1)	107,045	116,833	117,119	285	0.2%	10,074	9.4%
COOP ABIERTAS	9,088	11,833	11,713	-120	-1.0%	2,625	28.9%
MUTUALES	10,804	11,840	11,585	-255	-2.2%	781	7.2%



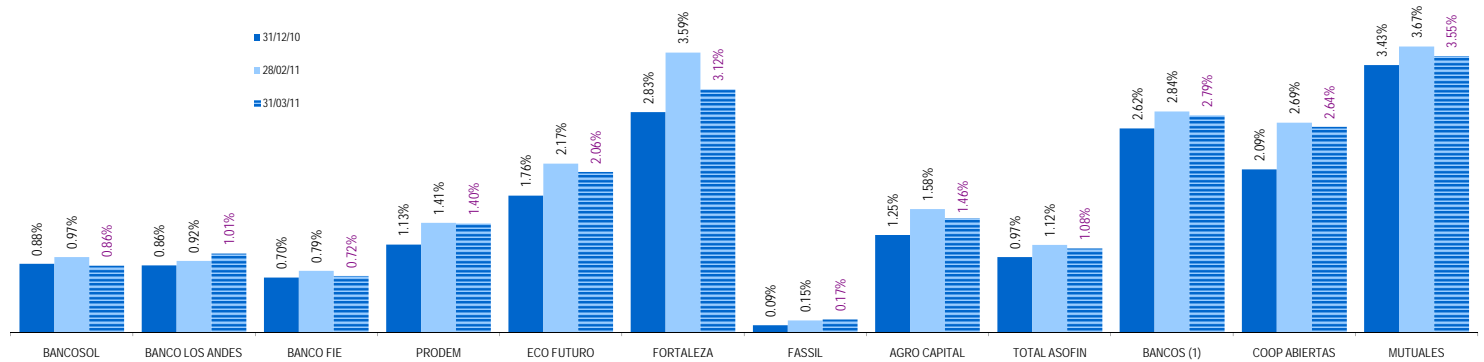
ENTIDAD	PREVISION CONSTITUIDA			VARIACION MES		VARIACION Dic/10-Mar/11	
	31/12/10	28/02/11	31/03/11	MONTO	%	MONTO	%
BANCOSOL	27,779	28,821	28,873	51	0.2%	1,094	3.9%
BANCO LOS ANDES	15,877	15,817	16,215	397	2.5%	338	2.1%
BANCO FIE	24,826	26,686	27,305	619	2.3%	2,479	10.0%
PRODEM	22,009	23,183	23,630	447	1.9%	1,621	7.4%
ECO FUTURO	7,343	7,708	7,758	50	0.6%	415	5.6%
FORTALEZA	3,522	3,776	3,789	13	0.3%	267	7.6%
FASSIL	1,729	1,928	2,061	133	6.9%	331	19.2%
AGRO CAPITAL	1,637	1,617	1,602	-15	-0.9%	-35	-2.2%
TOTAL ASOFIN	104,722	109,536	111,231	1,695	1.5%	6,509	6.2%
BANCOS (1)	199,741	203,410	205,266	1,856	0.9%	5,525	2.8%
COOP ABIERTAS	37,942	39,218	39,827	609	1.6%	1,885	5.0%
MUTUALES	34,218	34,017	33,601	-416	-1.2%	-617	-1.8%



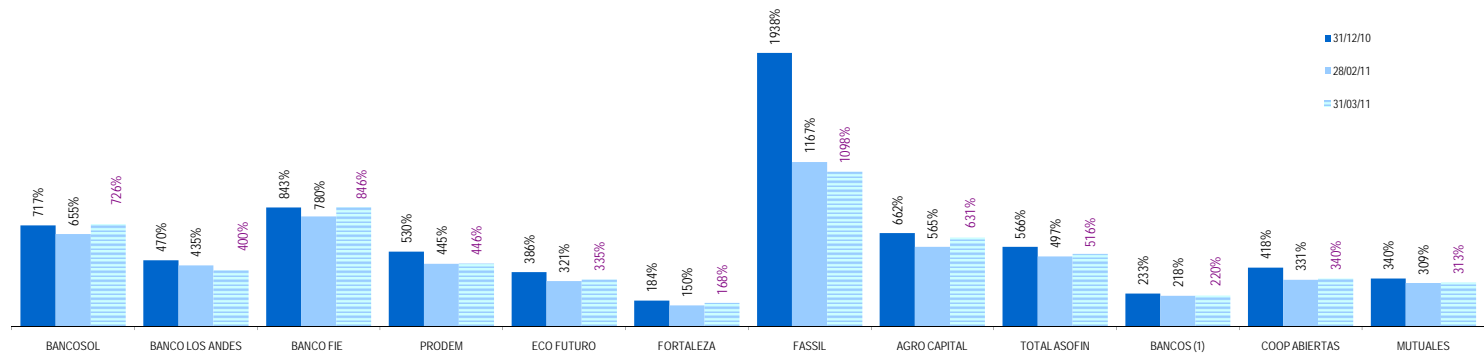
EVOLUCION POR ENTIDAD DE LOS PRINCIPALES INDICADORES, EN %:

ENTIDAD	MORA / CARTERA BRUTA			PREVISION / MORA			RESULTADO / PATRIMONIO		
	31/12/10	28/02/11	31/03/11	31/12/10	28/02/11	31/03/11	31/12/10	28/02/11	31/03/11
BANCOSOL	0.88%	0.97%	0.86%	716.5%	655.0%	726.0%	29.9%	26.4%	28.2%
BANCO LOS ANDES	0.86%	0.92%	1.01%	469.6%	434.5%	399.7%	13.9%	17.9%	17.6%
BANCO FIE	0.70%	0.79%	0.72%	842.6%	779.8%	845.6%	21.8%	21.7%	21.8%
PRODEM	1.13%	1.41%	1.40%	530.0%	444.9%	446.1%	25.2%	27.5%	29.0%
ECO FUTURO	1.76%	2.17%	2.06%	385.9%	321.3%	334.7%	26.8%	27.4%	30.2%
FORTALEZA	2.83%	3.59%	3.12%	183.7%	150.5%	167.9%	19.3%	13.9%	15.3%
FASSIL	0.09%	0.15%	0.17%	1938.2%	1166.6%	1098.5%	12.5%	16.5%	21.0%
AGRO CAPITAL	1.25%	1.58%	1.46%	662.5%	564.6%	630.8%	2.4%	0.2%	0.3%
TOTAL ASOFIN	0.97%	1.12%	1.08%	565.7%	497.1%	515.5%	20.8%	21.6%	22.7%
BANCOS (1)	2.62%	2.84%	2.79%	233.4%	218.0%	220.3%	17.1%	13.0%	14.5%
COOP ABIERTAS	2.09%	2.69%	2.64%	417.5%	331.4%	340.0%	8.3%	5.3%	4.9%
MUTUALES	3.43%	3.67%	3.55%	339.5%	309.3%	313.1%	7.5%	7.1%	6.6%

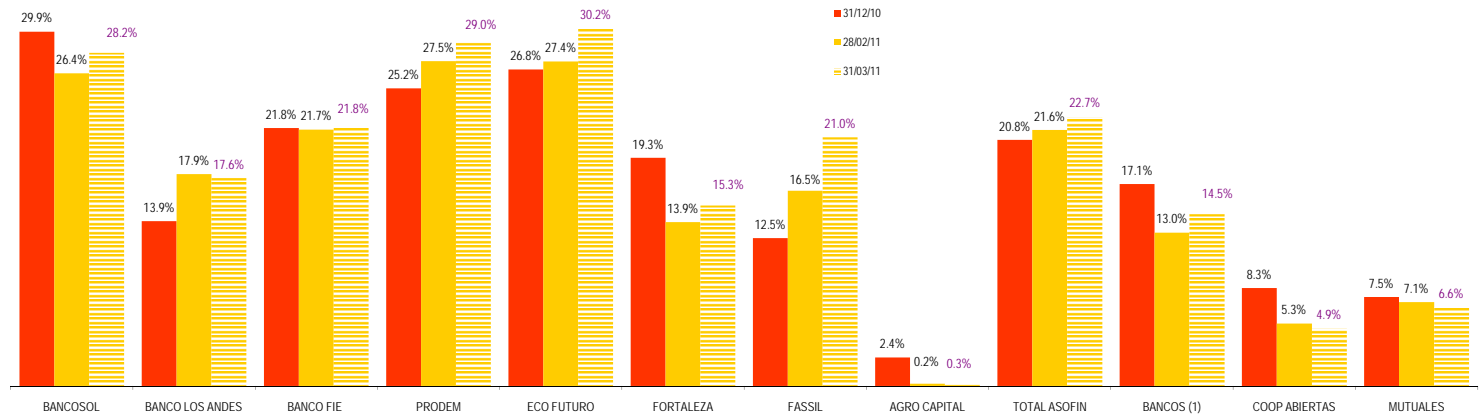
MORA/CARTERA BRUTA (EN %)



PREVISION/MORA (EN %)



ROE



(1) En Bancos no se incluye a BANCOSOL, BANCO LOS ANDES PROCREDIT y BANCO FIE por ser entidades especializadas en microfinanzas