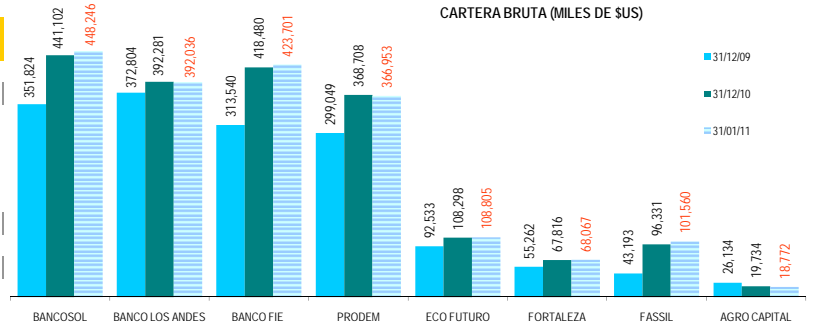
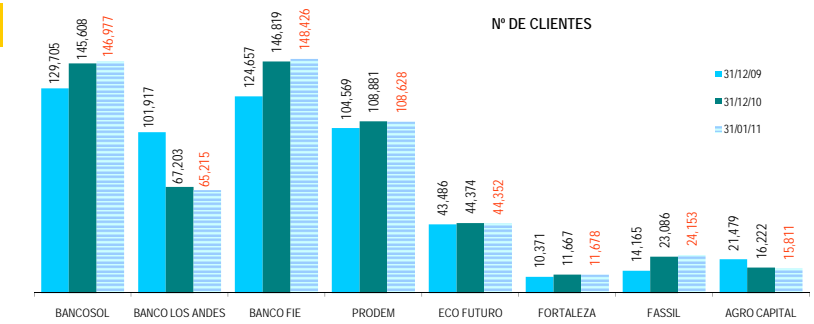


EVOLUCION POR ENTIDAD (CIFRAS EN MILES DE DOLARES)

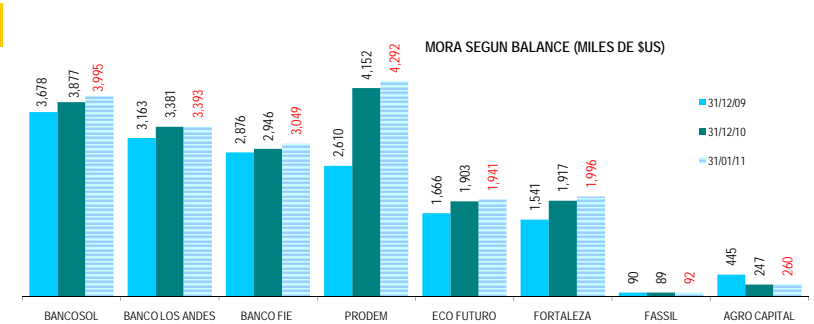
ENTIDAD	CARTERA BRUTA			VARIACION MES		VARIACION Dic09-Ene11	
	31/12/09	31/12/10	31/01/11	MONTO	%	MONTO	%
BANCOSOL	351,824	441,102	448,246	7,143	1.6%	96,421	27.4%
BANCO LOS ANDES	372,804	392,281	392,036	-245	-0.1%	19,232	5.2%
BANCO FIE	313,540	418,480	423,701	5,221	1.2%	110,161	35.1%
PRODEM	299,049	368,708	366,953	-1,755	-0.5%	67,903	22.7%
ECO FUTURO	92,533	108,298	108,805	508	0.5%	16,273	17.6%
FORTALEZA	55,262	67,816	68,067	252	0.4%	12,805	23.2%
FASSIL	43,193	96,331	101,560	5,228	5.4%	58,367	135.1%
AGRO CAPITAL	26,134	19,734	18,772	-62	-0.3%	-7,362	-28.2%
TOTAL ASOFIN	1,554,338	1,912,750	1,928,139	15,389	0.8%	373,801	24.0%
BANCOS (1)	3,406,622	4,084,884	4,069,950	-14,935	-0.4%	663,327	19.5%
COOP ABIERTAS	357,444	434,078	436,032	1,954	0.5%	78,588	22.0%
MUTUALES	273,660	314,560	318,013	3,454	1.1%	44,354	16.2%



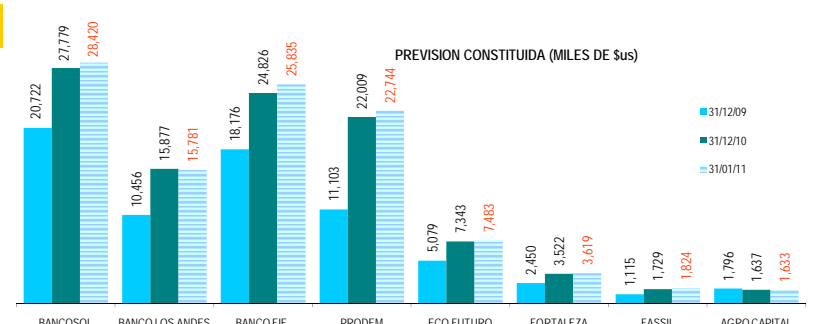
ENTIDAD	N° DE CLIENTES DE CREDITO			VARIACION MES		VARIACION Dic09-Ene11	
	31/12/09	31/12/10	31/01/11	N°	%	N°	%
BANCOSOL	129,705	145,608	146,977	1,369	0.9%	17,272	13.3%
BANCO LOS ANDES	101,917	67,203	65,215	-1,988	-3.0%	-36,702	-36.0%
BANCO FIE	124,657	146,819	148,426	1,607	1.1%	23,769	19.1%
PRODEM	104,569	108,881	108,628	-253	-0.2%	4,059	3.9%
ECO FUTURO	43,486	44,374	44,352	-22	0.0%	866	2.0%
FORTALEZA	10,371	11,667	11,678	11	0.1%	1,307	12.6%
FASSIL	14,165	23,086	24,153	1,067	4.6%	9,988	70.5%
AGRO CAPITAL	21,479	16,222	15,811	-411	-2.5%	-5,668	-26.4%
TOTAL ASOFIN	550,349	563,860	565,240	1,380	0.2%	14,891	2.7%
BANCOS (1)	175,561	184,827	S/D	S/D	S/D	S/D	S/D
COOP ABIERTAS	88,234	94,760	S/D	S/D	S/D	S/D	S/D
MUTUALES	18,602	19,251	S/D	S/D	S/D	S/D	S/D



ENTIDAD	MORA SEGUN BALANCE			VARIACION MES		VARIACION Dic09-Ene11	
	31/12/09	31/12/10	31/01/11	MONTO	%	MONTO	%
BANCOSOL	3,678	3,877	3,995	118	3.0%	317	8.6%
BANCO LOS ANDES	3,163	3,381	3,393	11	0.3%	230	7.3%
BANCO FIE	2,876	2,946	3,049	102	3.5%	173	6.0%
PRODEM	2,610	4,152	4,292	139	3.4%	1,682	64.4%
ECO FUTURO	1,666	1,903	1,941	38	2.0%	275	16.5%
FORTALEZA	1,541	1,917	1,996	79	4.1%	455	29.5%
FASSIL	90	89	92	3	3.6%	2	2.3%
AGRO CAPITAL	445	247	260	12	5.0%	-185	-41.6%
TOTAL ASOFIN	16,068	18,513	19,017	504	2.7%	2,949	18.4%
BANCOS (1)	138,954	107,045	115,253	8,208	7.7%	-23,701	-17.1%
COOP ABIERTAS	8,391	9,088	10,087	999	11.0%	1,695	20.2%
MUTUALES	11,306	10,804	11,357	553	5.1%	51	0.4%



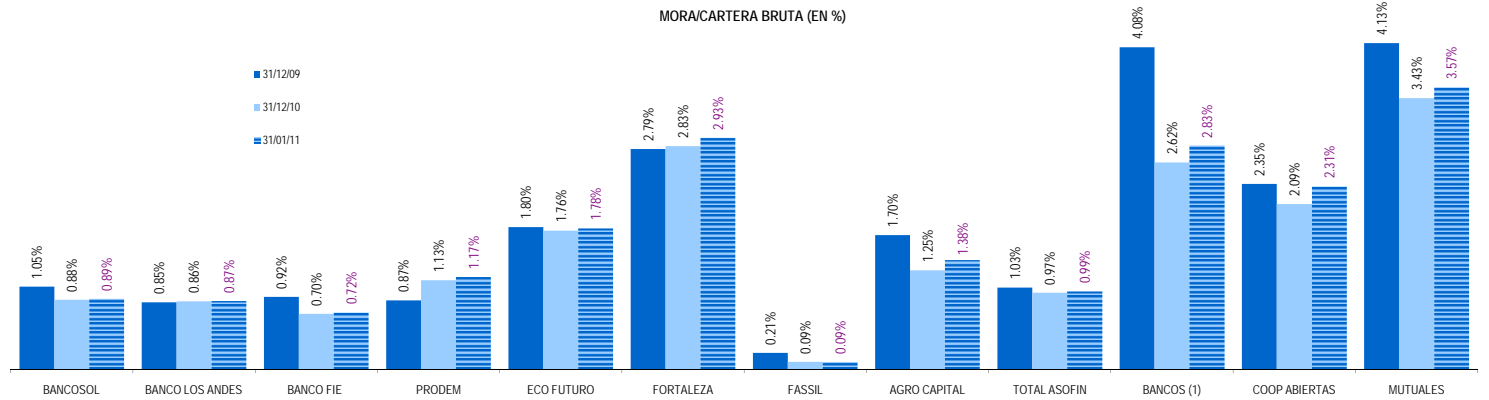
ENTIDAD	PREVISION CONSTITUIDA			VARIACION MES		VARIACION Dic09-Ene11	
	31/12/09	31/12/10	31/01/11	MONTO	%	MONTO	%
BANCOSOL	20,722	27,779	28,420	641	2.3%	7,698	37.1%
BANCO LOS ANDES	10,456	15,877	15,781	-96	-0.6%	5,325	50.9%
BANCO FIE	18,176	24,826	25,835	1,009	4.1%	7,658	42.1%
PRODEM	11,103	22,009	22,744	735	3.3%	11,641	104.8%
ECO FUTURO	5,079	7,343	7,483	140	1.9%	2,404	47.3%
FORTALEZA	2,450	3,522	3,619	97	2.8%	1,168	47.7%
FASSIL	1,115	1,729	1,824	95	5.5%	708	63.5%
AGRO CAPITAL	1,796	1,637	1,633	-4	-0.2%	-162	-9.0%
TOTAL ASOFIN	70,898	104,722	107,338	2,616	2.5%	36,440	51.4%
BANCOS (1)	220,271	199,741	202,582	2,841	1.4%	-17,689	-8.0%
COOP ABIERTAS	31,777	37,942	38,669	727	1.9%	6,892	21.7%
MUTUALES	32,371	34,218	34,391	173	0.5%	2,020	6.2%



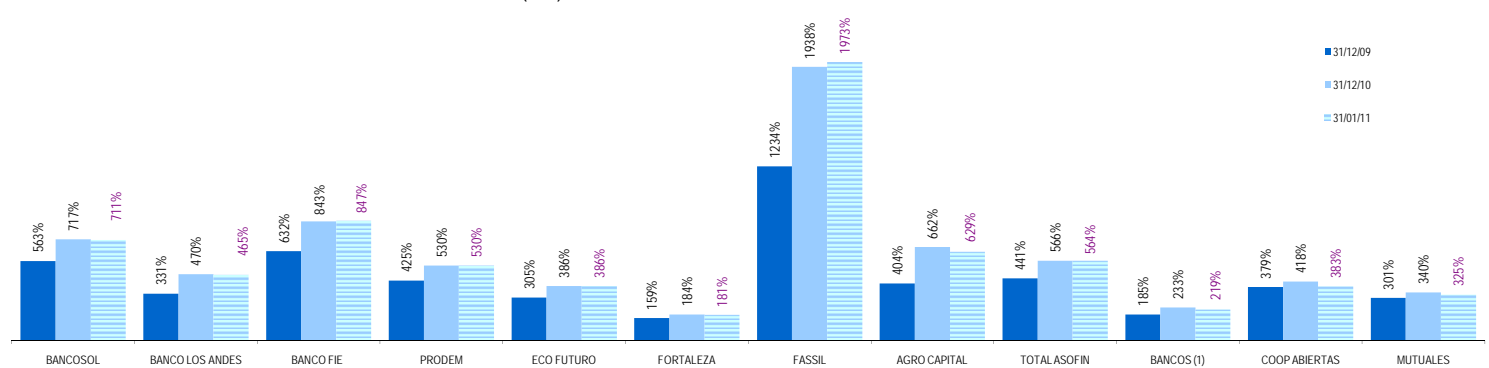
EVOLUCION POR ENTIDAD DE LOS PRINCIPALES INDICADORES, EN %:

ENTIDAD	MORA / CARTERA BRUTA			PREVISION / MORA			RESULTADO / PATRIMONIO		
	31/12/09	31/12/10	31/01/11	31/12/09	31/12/10	31/01/11	31/12/09	31/12/10	31/01/11
BANCOSOL	1.05%	0.88%	0.89%	563.5%	716.5%	711.4%	38.3%	29.9%	23.1%
BANCO LOS ANDES	0.85%	0.86%	0.87%	330.6%	469.6%	465.2%	14.5%	13.9%	20.1%
BANCO FIE	0.92%	0.70%	0.72%	632.0%	842.6%	847.3%	19.3%	21.8%	21.5%
PRODEM	0.87%	1.13%	1.17%	425.4%	530.0%	529.9%	17.6%	25.2%	30.1%
ECO FUTURO	1.80%	1.76%	1.78%	304.9%	385.9%	385.5%	11.2%	26.8%	32.3%
FORTALEZA	2.79%	2.83%	2.93%	159.1%	183.7%	181.3%	8.3%	19.3%	19.4%
FASSIL	0.21%	0.09%	0.09%	1234.1%	1938.2%	1972.5%	0.0%	12.5%	15.8%
AGRO CAPITAL	1.70%	1.25%	1.38%	404.0%	662.5%	629.2%	3.5%	2.4%	3.2%
TOTAL ASOFIN	1.03%	0.97%	0.99%	441.2%	565.7%	564.4%	18.5%	20.8%	22.6%
BANCOS (1)	4.08%	2.62%	2.83%	185.0%	233.4%	219.4%	21.6%	17.1%	14.8%
COOP ABIERTAS	2.35%	2.09%	2.31%	378.7%	417.5%	383.4%	8.1%	8.3%	8.2%
MUTUALES	4.13%	3.43%	3.57%	301.4%	339.5%	325.0%	8.2%	7.5%	8.5%

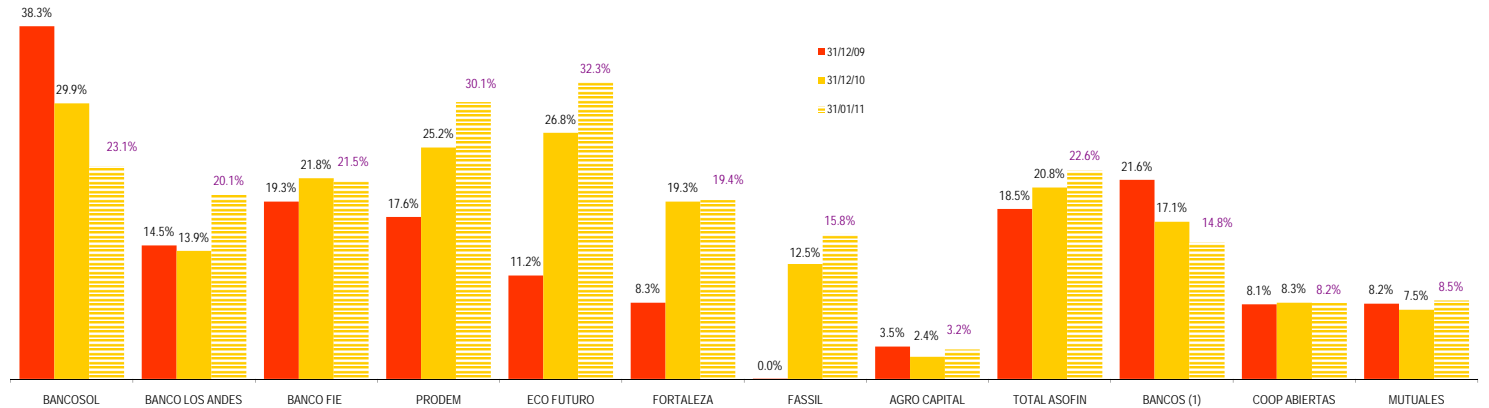
MORA/CARTERA BRUTA (EN %)



PREVISION/MORA (EN %)



ROE



(1) En Bancos no se incluye a BANCOSOL, BANCO LOS ANDES PROCREDIT y BANCO FIE por ser entidades especializadas en microfinanzas