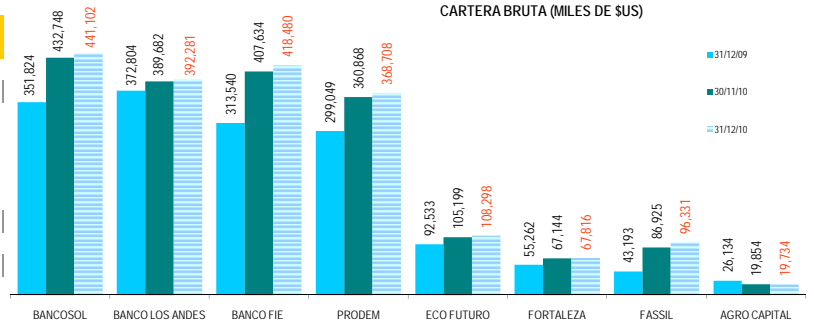
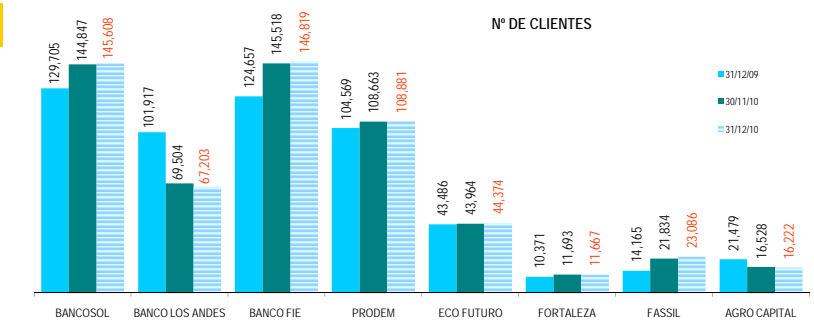


EVOLUCION POR ENTIDAD (CIFRAS EN MILES DE DOLARES)

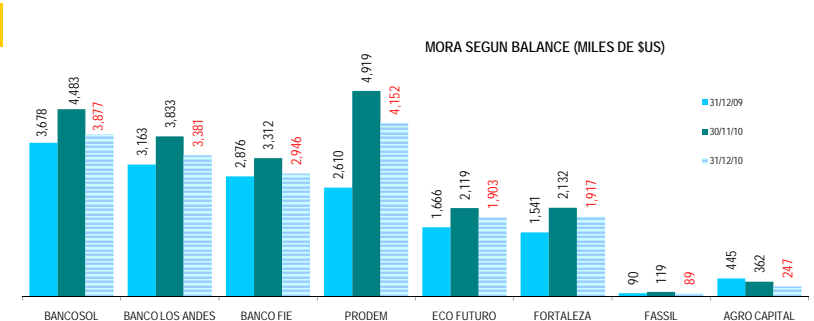
ENTIDAD	CARTERA BRUTA			VARIACION MES		VARIACION Dic09-Dic10	
	31/12/09	30/11/10	31/12/10	MONTO	%	MONTO	%
BANCOSOL	351,824	432,748	441,102	8,355	1.9%	89,278	25.4%
BANCO LOS ANDES	372,804	389,682	392,281	2,599	0.7%	19,477	5.2%
BANCO FIE	313,540	407,634	418,480	10,846	2.7%	104,940	33.5%
PRODEM	299,049	360,868	368,708	7,840	2.2%	69,659	23.3%
ECO FUTURO	92,533	105,199	108,298	3,099	2.9%	15,765	17.0%
FORTALEZA	55,262	67,144	67,816	671	1.0%	12,554	22.7%
FASSIL	43,193	86,925	96,331	9,407	10.8%	53,139	123.0%
AGRO CAPITAL	26,134	19,854	19,734	-120	-0.6%	-6,400	-24.5%
TOTAL ASOFIN	1,554,338	1,870,054	1,912,750	42,696	2.3%	358,412	23.1%
BANCOS (1)	3,406,622	3,978,735	4,084,884	106,149	2.7%	678,262	19.9%
COOP ABIERTAS	357,444	407,768	434,078	26,310	6.5%	76,635	21.4%
MUTUALES	273,660	309,834	314,560	4,726	1.5%	40,900	14.9%



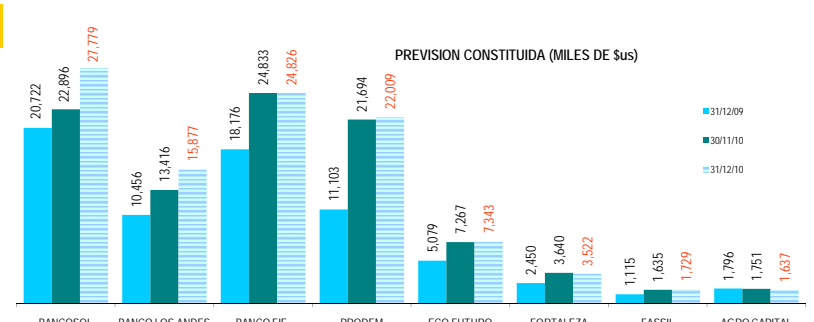
ENTIDAD	N° DE CLIENTES DE CREDITO			VARIACION MES		VARIACION Dic09-Dic10	
	31/12/09	30/11/10	31/12/10	N°	%	N°	%
BANCOSOL	129,705	144,847	145,608	761	0.5%	15,903	12.3%
BANCO LOS ANDES	101,917	69,504	67,203	-2,301	-3.3%	-34,714	-34.1%
BANCO FIE	124,657	145,518	146,819	1,301	0.9%	22,162	17.8%
PRODEM	104,569	108,663	108,881	218	0.2%	4,312	4.1%
ECO FUTURO	43,486	43,964	44,374	410	0.9%	888	2.0%
FORTALEZA	10,371	11,693	11,667	-26	-0.2%	1,296	12.5%
FASSIL	14,165	21,834	23,086	1,252	5.7%	8,921	63.0%
AGRO CAPITAL	21,479	16,528	16,222	-306	-1.9%	-5,257	-24.5%
TOTAL ASOFIN	550,349	562,551	563,860	1,309	0.2%	13,511	2.5%
BANCOS (1)	175,561	S/D	184,827	S/D	S/D	9,266	5.3%
COOP ABIERTAS	88,234	S/D	94,760	S/D	S/D	6,526	7.4%
MUTUALES	18,602	S/D	19,251	S/D	S/D	649	3.5%



ENTIDAD	MORA SEGUN BALANCE			VARIACION MES		VARIACION Dic09-Dic10	
	31/12/09	30/11/10	31/12/10	MONTO	%	MONTO	%
BANCOSOL	3,678	4,483	3,877	-606	-13.5%	199	5.4%
BANCO LOS ANDES	3,163	3,833	3,381	-452	-11.8%	218	6.9%
BANCO FIE	2,876	3,312	2,946	-365	-11.0%	71	2.5%
PRODEM	2,610	4,919	4,152	-766	-15.6%	1,542	59.1%
ECO FUTURO	1,666	2,119	1,903	-216	-10.2%	237	14.2%
FORTALEZA	1,541	2,132	1,917	-215	-10.1%	376	24.4%
FASSIL	90	119	89	-30	-25.2%	-1	-1.3%
AGRO CAPITAL	445	362	247	-115	-31.8%	-197	-44.4%
TOTAL ASOFIN	16,068	21,278	18,513	-2,765	-13.0%	2,445	15.2%
BANCOS (1)	138,954	116,172	107,045	-9,127	-7.9%	-31,909	-23.0%
COOP ABIERTAS	8,391	10,448	9,088	-1,360	-13.0%	697	8.3%
MUTUALES	11,306	12,033	10,804	-1,229	-10.2%	-503	-4.4%



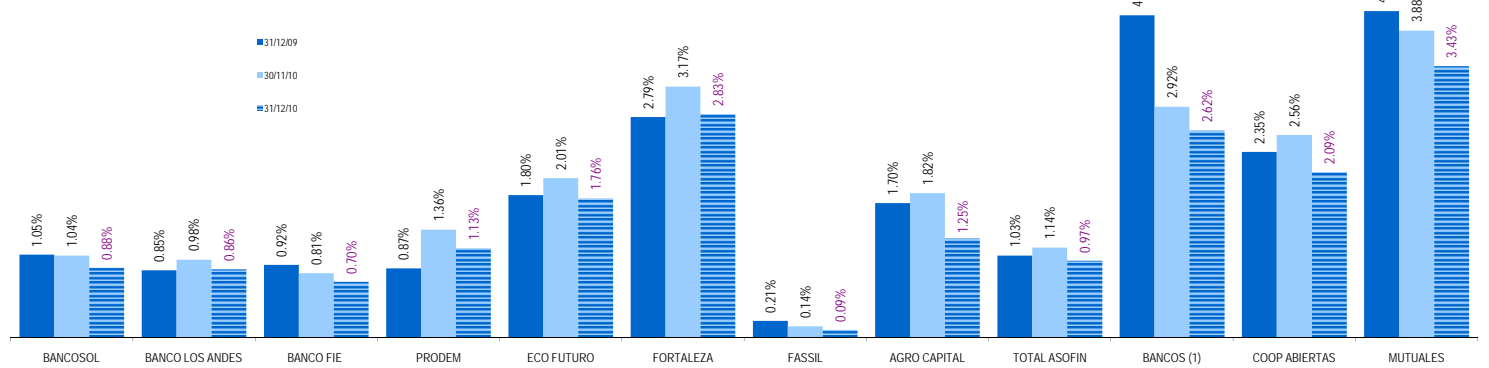
ENTIDAD	PREVISION CONSTITUIDA			VARIACION MES		VARIACION Dic09-Dic10	
	31/12/09	30/11/10	31/12/10	MONTO	%	MONTO	%
BANCOSOL	20,722	22,896	27,779	4,883	21.3%	7,057	34.1%
BANCO LOS ANDES	10,456	13,416	15,877	2,461	18.3%	5,421	51.8%
BANCO FIE	18,176	24,833	24,826	-7	0.0%	6,650	36.6%
PRODEM	11,103	21,694	22,009	316	1.5%	10,906	98.2%
ECO FUTURO	5,079	7,267	7,343	76	1.0%	2,264	44.6%
FORTALEZA	2,450	3,640	3,522	-119	-3.3%	1,071	43.7%
FASSIL	1,115	1,635	1,729	94	5.7%	614	55.0%
AGRO CAPITAL	1,796	1,751	1,637	-114	-6.5%	-159	-8.8%
TOTAL ASOFIN	70,898	97,132	104,722	7,590	7.8%	33,824	47.7%
BANCOS (1)	220,271	197,580	199,741	2,161	1.1%	-20,530	-9.3%
COOP ABIERTAS	31,777	36,283	37,942	1,658	4.6%	6,165	19.4%
MUTUALES	32,371	34,200	34,218	18	0.1%	1,847	5.7%



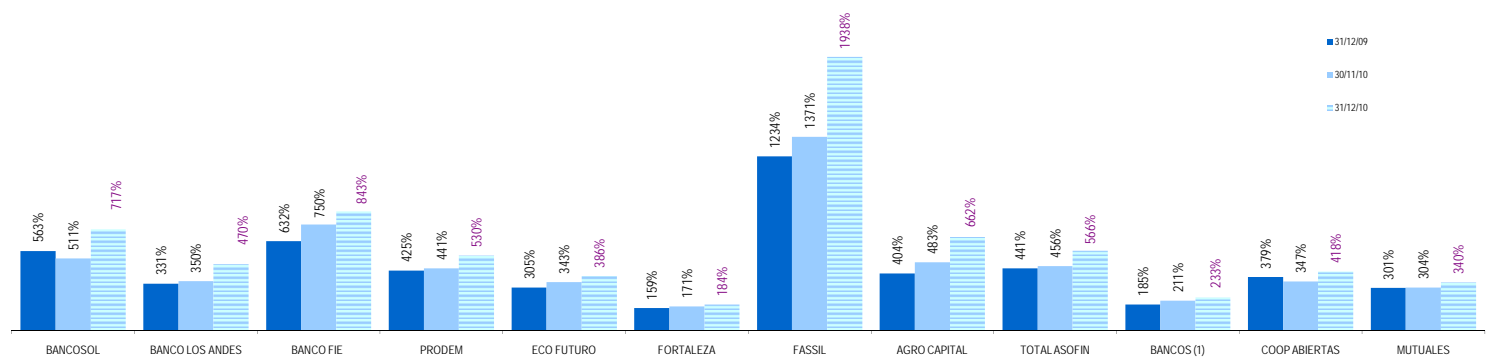
EVOLUCION POR ENTIDAD DE LOS PRINCIPALES INDICADORES, EN %:

ENTIDAD	MORA / CARTERA BRUTA			PREVISION / MORA			RESULTADO / PATRIMONIO		
	31/12/09	30/11/10	31/12/10	31/12/09	30/11/10	31/12/10	31/12/09	30/11/10	31/12/10
BANCOSOL	1.05%	1.04%	0.88%	563.5%	510.7%	716.5%	38.3%	31.5%	29.9%
BANCO LOS ANDES	0.85%	0.98%	0.86%	330.6%	350.0%	469.6%	14.5%	17.7%	13.9%
BANCO FIE	0.92%	0.81%	0.70%	632.0%	749.9%	842.6%	19.3%	20.5%	21.8%
PRODEM	0.87%	1.36%	1.13%	425.4%	441.0%	530.0%	17.6%	22.3%	25.2%
ECO FUTURO	1.80%	2.01%	1.76%	304.9%	343.0%	385.9%	11.2%	25.1%	26.8%
FORTALEZA	2.79%	3.17%	2.83%	159.1%	170.8%	183.7%	8.3%	16.8%	19.3%
FASSIL	0.21%	0.14%	0.09%	1234.1%	1371.0%	1938.2%	0.0%	8.5%	12.5%
AGRO CAPITAL	1.70%	1.82%	1.25%	404.0%	483.5%	662.5%	3.5%	3.9%	2.4%
TOTAL ASOFIN	1.03%	1.14%	0.97%	441.2%	456.5%	565.7%	18.5%	21.0%	20.8%
BANCOS (1)	4.08%	2.92%	2.62%	185.0%	210.7%	233.4%	21.6%	15.9%	17.1%
COOP ABIERTAS	2.35%	2.56%	2.09%	378.7%	347.3%	417.5%	8.1%	8.9%	8.3%
MUTUALES	4.13%	3.88%	3.43%	301.4%	304.1%	339.5%	8.2%	7.8%	7.5%

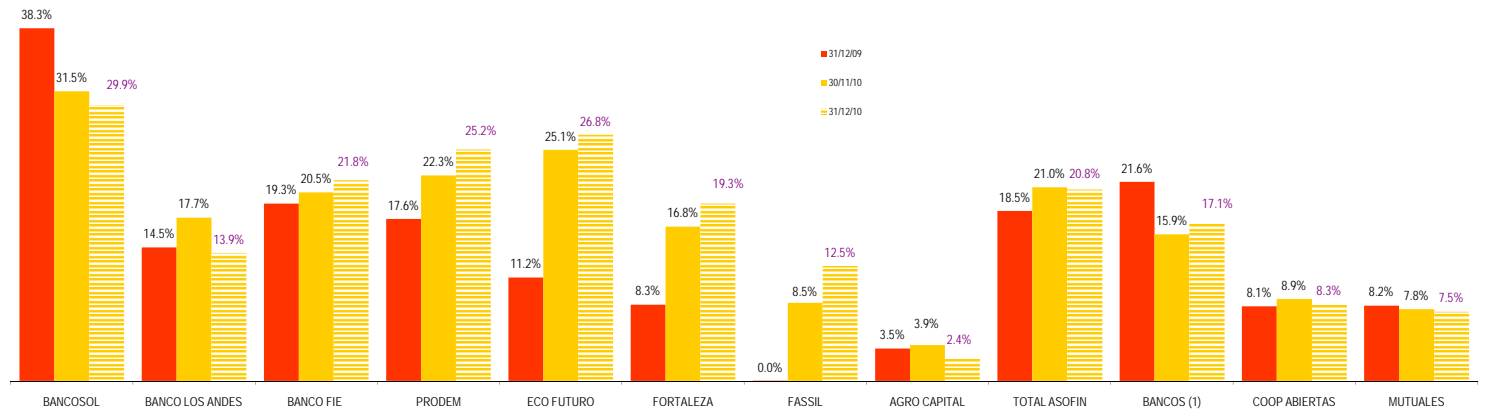
MORA/CARTERA BRUTA (EN %)



PREVISION/MORA (EN %)



ROE



(1) En Bancos no se incluye a BANCOSOL, BANCO LOS ANDES PROCREDIT y BANCO FIE por ser entidades especializadas en microfinanzas