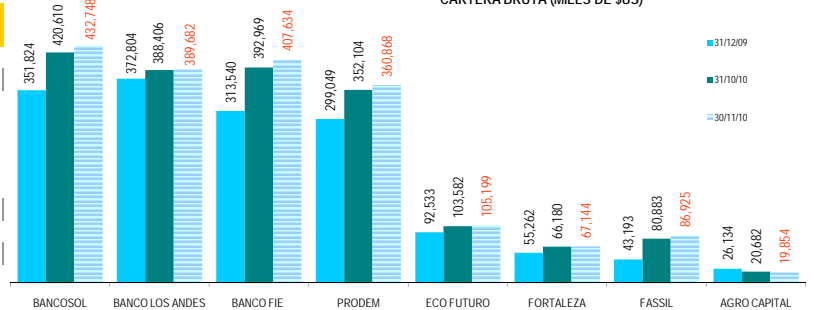


EVOLUCION POR ENTIDAD (CIFRAS EN MILES DE DOLARES)

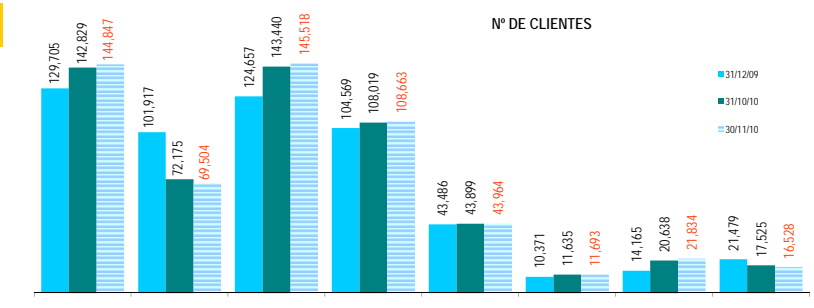
ENTIDAD	CARTERA BRUTA			VARIACION MES		VARIACION Dic09-Nov10	
	31/12/09	31/10/10	30/11/10	MONTO	%	MONTO	%
BANCOSOL	351,824	420,610	432,748	12,137	2.9%	80,924	23.0%
BANCO LOS ANDES	372,804	388,406	389,682	1,275	0.3%	16,878	4.5%
BANCO FIE	313,540	392,969	407,634	14,666	3.7%	94,095	30.0%
PRODEM	299,049	352,104	360,868	8,764	2.5%	61,818	20.7%
ECO FUTURO	92,533	103,582	105,199	1,617	1.6%	12,667	13.7%
FORTALEZA	55,262	66,180	67,144	964	1.5%	11,882	21.5%
FASSIL	43,193	80,883	86,925	6,042	7.5%	43,732	101.2%
AGRO CAPITAL	26,134	20,682	19,854	-828	-4.0%	-6,280	-24.0%
TOTAL ASOFIN	1,554,338	1,825,417	1,870,054	44,637	2.4%	315,716	20.3%
BANCOS (1)	3,406,622	3,906,036	3,978,735	72,700	1.9%	572,113	16.8%
COOP ABIERTAS	357,444	400,582	407,768	7,186	1.8%	50,325	14.1%
MUTUALES	273,660	304,758	309,834	5,075	1.7%	36,174	13.2%

CARTERA BRUTA (MILES DE \$US)



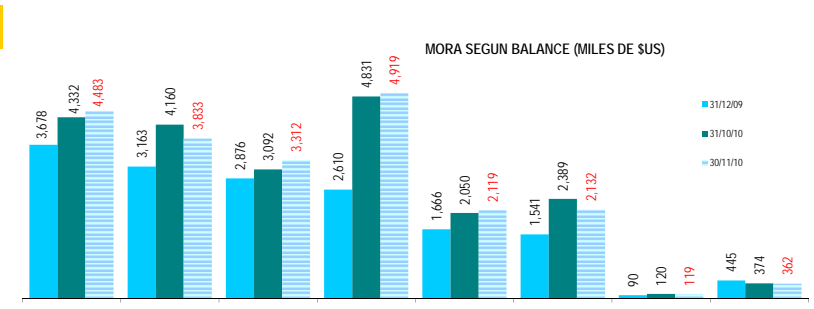
ENTIDAD	N° DE CLIENTES DE CREDITO			VARIACION MES		VARIACION Dic09-Nov10	
	31/12/09	31/10/10	30/11/10	N°	%	N°	%
BANCOSOL	129,705	142,829	144,847	2,018	1.4%	15,142	11.7%
BANCO LOS ANDES	101,917	72,175	69,504	-2,671	-3.7%	-32,413	-31.8%
BANCO FIE	124,657	143,440	145,518	2,078	1.4%	20,861	16.7%
PRODEM	104,569	108,019	108,663	644	0.6%	4,094	3.9%
ECO FUTURO	43,486	43,899	43,964	65	0.1%	478	1.1%
FORTALEZA	10,371	11,635	11,693	58	0.5%	1,322	12.7%
FASSIL	14,165	20,638	21,834	1,196	5.8%	7,669	54.1%
AGRO CAPITAL	21,479	17,525	16,528	-997	-5.7%	-4,951	-23.1%
TOTAL ASOFIN	550,349	560,160	562,551	2,391	0.4%	12,202	2.2%
BANCOS (1)	175,561	S/D	S/D	S/D	S/D	S/D	S/D
COOP ABIERTAS	88,234	S/D	S/D	S/D	S/D	S/D	S/D
MUTUALES	18,602	S/D	S/D	S/D	S/D	S/D	S/D

N° DE CLIENTES



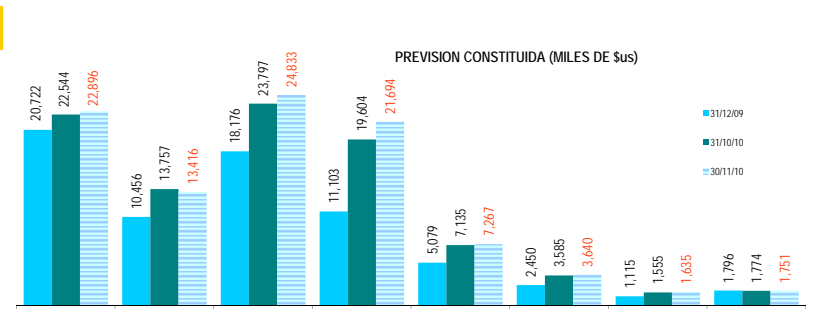
ENTIDAD	MORA SEGUN BALANCE			VARIACION MES		VARIACION Dic09-Nov10	
	31/12/09	31/10/10	30/11/10	MONTO	%	MONTO	%
BANCOSOL	3,678	4,332	4,483	151	3.5%	805	21.9%
BANCO LOS ANDES	3,163	4,160	3,833	-328	-7.9%	670	21.2%
BANCO FIE	2,876	3,092	3,312	219	7.1%	436	15.1%
PRODEM	2,610	4,831	4,919	88	1.8%	2,309	88.4%
ECO FUTURO	1,666	2,050	2,119	69	3.3%	453	27.2%
FORTALEZA	1,541	2,389	2,132	-257	-10.8%	591	38.4%
FASSIL	90	120	119	0	-0.2%	29	32.0%
AGRO CAPITAL	445	374	362	-12	-3.2%	-82	-18.5%
TOTAL ASOFIN	16,068	21,347	21,278	-69	-0.3%	5,210	32.4%
BANCOS (1)	138,954	116,031	116,172	140	0.1%	-22,782	-16.4%
COOP ABIERTAS	8,391	10,737	10,448	-289	-2.7%	2,057	24.5%
MUTUALES	11,306	11,917	12,033	116	1.0%	726	6.4%

MORA SEGUN BALANCE (MILES DE \$US)



ENTIDAD	PREVISION CONSTITUIDA			VARIACION MES		VARIACION Dic09-Nov10	
	31/12/09	31/10/10	30/11/10	MONTO	%	MONTO	%
BANCOSOL	20,722	22,544	22,896	352	1.6%	2,174	10.5%
BANCO LOS ANDES	10,456	13,757	13,416	-341	-2.5%	2,960	28.3%
BANCO FIE	18,176	23,797	24,833	1,035	4.4%	6,656	36.6%
PRODEM	11,103	19,604	21,694	2,089	10.7%	10,590	95.4%
ECO FUTURO	5,079	7,135	7,267	133	1.9%	2,188	43.1%
FORTALEZA	2,450	3,585	3,640	56	1.6%	1,190	48.6%
FASSIL	1,115	1,555	1,635	80	5.2%	520	46.6%
AGRO CAPITAL	1,796	1,774	1,751	-23	-1.3%	-45	-2.5%
TOTAL ASOFIN	70,898	93,751	97,132	3,381	3.6%	26,234	37.0%
BANCOS (1)	220,271	197,222	197,580	358	0.2%	-22,691	-10.3%
COOP ABIERTAS	31,777	35,942	36,283	341	1.0%	4,507	14.2%
MUTUALES	32,371	34,353	34,200	-153	-0.4%	1,829	5.6%

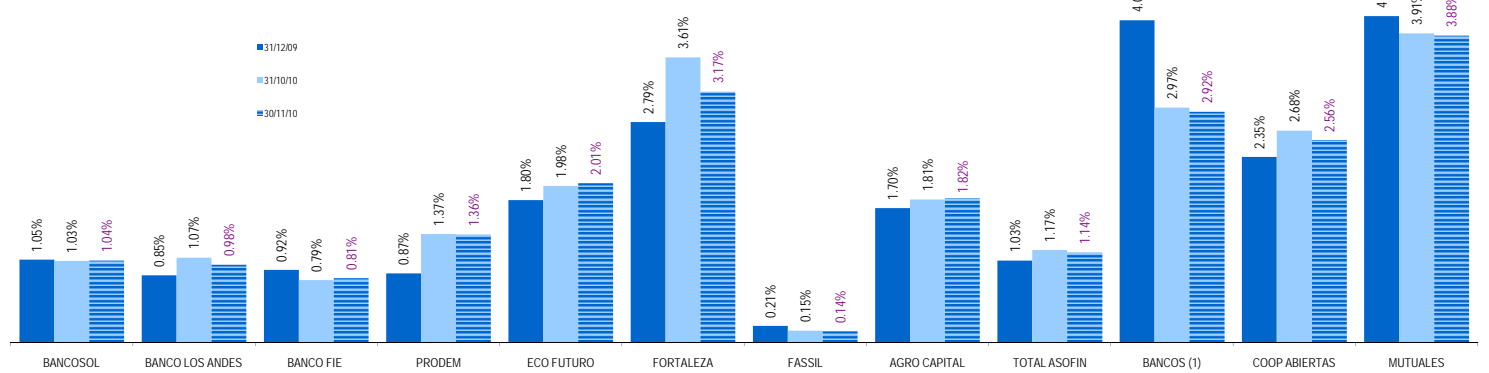
PREVISION CONSTITUIDA (MILES DE \$US)



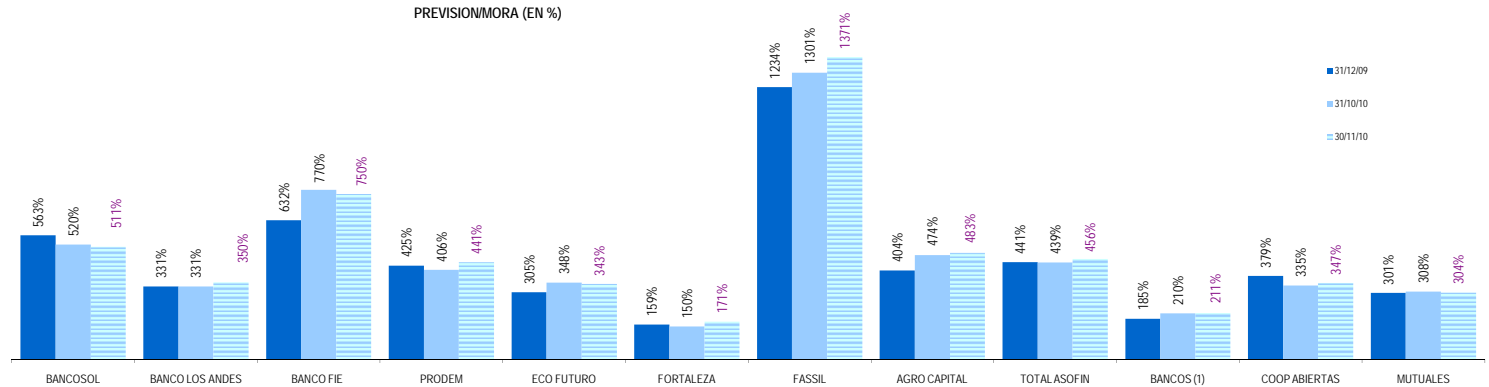
EVOLUCION POR ENTIDAD DE LOS PRINCIPALES INDICADORES, EN %:

ENTIDAD	MORA / CARTERA BRUTA			PREVISION / MORA			RESULTADO / PATRIMONIO		
	31/12/09	31/10/10	30/11/10	31/12/09	31/10/10	30/11/10	31/12/09	31/10/10	30/11/10
BANCOSOL	1.05%	1.03%	1.04%	563.5%	520.4%	510.7%	38.3%	31.6%	31.5%
BANCO LOS ANDES	0.85%	1.07%	0.98%	330.6%	330.7%	350.0%	14.5%	17.0%	17.7%
BANCO FIE	0.92%	0.79%	0.81%	632.0%	769.6%	749.9%	19.3%	20.1%	20.5%
PRODEM	0.87%	1.37%	1.36%	425.4%	405.8%	441.0%	17.6%	23.3%	22.3%
ECO FUTURO	1.80%	1.98%	2.01%	304.9%	348.0%	343.0%	11.2%	24.8%	25.1%
FORTALEZA	2.79%	3.61%	3.17%	159.1%	150.1%	170.8%	8.3%	15.2%	16.8%
FASSIL	0.21%	0.15%	0.14%	1234.1%	1300.7%	1371.0%	0.0%	6.4%	8.5%
AGRO CAPITAL	1.70%	1.81%	1.82%	404.0%	473.9%	483.5%	3.5%	4.2%	3.9%
TOTAL ASOFIN	1.03%	1.17%	1.14%	441.2%	439.2%	456.5%	18.5%	20.9%	21.0%
BANCOS (1)	4.08%	2.97%	2.92%	185.0%	209.7%	210.7%	21.6%	15.9%	15.9%
COOP ABIERTAS	2.35%	2.68%	2.56%	378.7%	334.7%	347.3%	8.1%	8.7%	8.9%
MUTUALES	4.13%	3.91%	3.88%	301.4%	307.9%	304.1%	8.2%	8.1%	7.8%

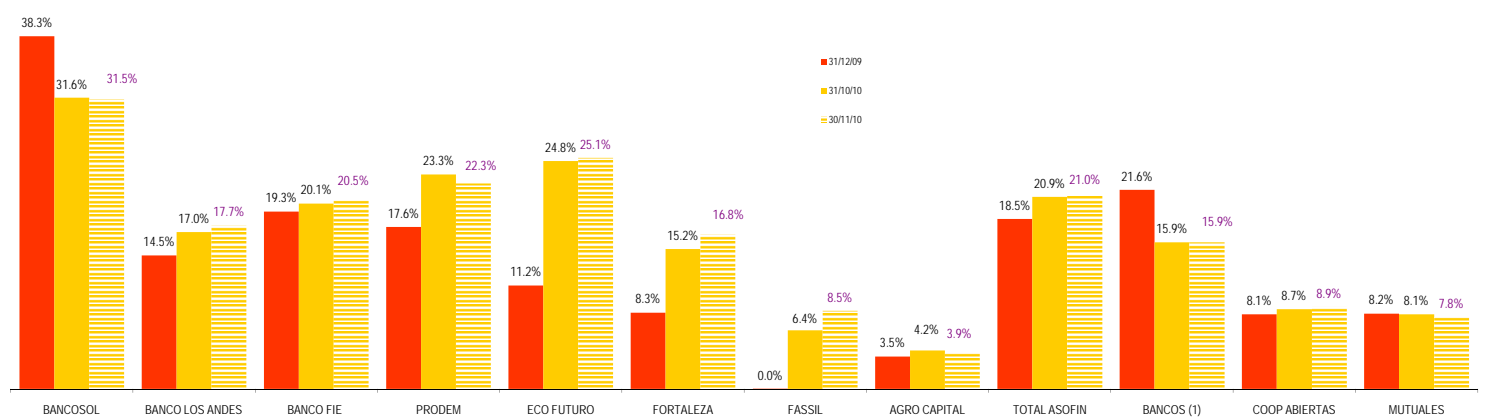
MORA/CARTERA BRUTA (EN %)



PREVISION/MORA (EN %)



ROE



(1) En Bancos no se incluye a BANCOSOL, BANCO LOS ANDES PROCREDIT y BANCO FIE por ser entidades especializadas en microfinanzas